

FM-200™

Fire Extinguishing Agent

Properties, Uses,
Storage, and
Handling



Chemours™

Table of Contents

Introduction	3
FM-200™ Fire Extinguishing Agent	3
Applications.....	3
Physical Properties	3
Materials Compatibility	7
Stability with Metals.....	7
Compatibility with Elastomers.....	7
Compatibility with Plastics.....	8
Safety	8
Inhalation Toxicity.....	8
Cardiac Sensitization.....	8
Skin and Eye Contact.....	8
Spills or Leaks.....	8
Storage and Handling	9
Shipping Information for the United States	9
Containers.....	9
Bulk Storage Systems.....	9
Transfer of FM-200™ from Containers	9
Leak Detection.....	9
Handling Precautions for FM-200™ Shipping Containers.....	10
Nitrogen Superpressurization of FM-200™	12
Henry's Law Constants	12
Recovery, Recycle, Reclamation, and Disposal.....	16
Recovery.....	16
Reclamation.....	16
Disposal.....	16

Introduction

Chemours has developed environmentally preferred agents, such as hydrofluorocarbon (HFC) 227ea, to protect critical facilities against fires, as HFCs offer unique properties. They are low in toxicity, nonflammable, non-corrosive, and compatible with other materials. In addition, they have thermodynamic and physical properties that make them ideal for a variety of uses. One high value use of these compounds is as fire extinguishants and explosion suppressants. They are used in hand-held portable extinguishers, total flooding systems, and local application systems. The bromofluorocarbons and bromochlorofluorocarbons (halons), which were developed in the 1930s, were linked to depletion of the earth's protective ozone layer. As a result, these halon compounds have been phased out of production, and fire extinguishing agents, such as HFC-227ea (FM-200™), have stepped in to take their place.

Product Information

Chemical Name	1,1,1,2,3,3,3-Heptafluoropropane
Molecular Formula	CF ₃ CHFCF ₃
Molecular Weight	170.03
CAS Registry Number	431-89-0
ASHRAE Designation	HFC-227ea

FM-200™ Fire Extinguishing Agent

As a fire extinguishing agent, HFC-227ea is referred to as FM-200™, a trademark of Chemours. It is intended to be used in total flooding, inerting, and portable applications. FM-200™ is a safe, clean, and electrically nonconductive agent. FM-200™ systems are safe for use in occupied spaces and can reach extinguishing levels in 10 seconds or less, stopping ordinary combustible, electrical, and flammable liquid fires before they cause significant damage. FM-200™ suppression systems are used in over 100,000 applications globally and safeguard a wide range of facilities, including:

- Air traffic control centers
- Data centers and server rooms
- Telecommunication networks

- Electric utilities
- Financial networks
- Medical equipment
- Museums and libraries
- Marine vessels

FM-200™ waterless fire suppressant is a clean agent that doesn't leave any oily residues, particulates, water, or corrosive material. This virtually eliminates damage to high-tech equipment, artwork, and other delicate and sensitive objects. After discharge, FM-200™ can be removed by simple ventilation. This allows businesses in many cases to resume normal operations almost immediately.

Applications

FM-200™ is listed as an acceptable replacement for Halon 1301 and Halon 1211 in the United States Environmental Protection Agency's Significant New Alternatives Policy (SNAP) program. FM-200™ is a suitable fire extinguishing agent for total flooding, portable, and local application systems. FM-200™ is non-corrosive, electrically non-conductive, free of residue, and characterized by low toxicity. It is ideally suited for protection of high-value assets such as those found in computer rooms, data control centers, telecommunication facilities, and museums.

The fire extinguishing concentrations of FM-200™ allow it to be used as a total flooding agent in normally occupied spaces for the protection of Class-A (solid), Class-B (liquid and gas), and Class-C (electrically energized) hazards.

FM-200™ is also suitable for use as an inertion agent in explosion suppression applications.

Physical Properties

Physical properties of FM-200™ are given in **Tables 1 to 3** and **Figures 1 and 2**.

For complete thermodynamic properties, contact Chemours.

Table 1. Physical Properties of FM-200™

Property	
Chemical Name	1,1,1,2,3,3,3-Heptafluoropropane
Chemical Formula	CF ₃ CHFCF ₃
Molecular Weight	170.03
Boiling Point, 1 atm, °C (°F)	-16.34 (2.59)
Freezing Point, °C (°F)	-131 (-204)
Critical Temperature, °C (°F)	101.75 (215.1)
Critical Pressure, kPa (psia)	2925.0 (424.24)
Critical Density, kg/m ³ (lb/ft ³)	594.25 (37.098)
Liquid Density at 25 °C (77 °F), kg/m ³ (lb/ft ³)	1387.7 (86.63)
Density, Saturated Vapor at Boiling Point, kg/m ³ (lb/ft ³)	8.4860 (0.52979)
Vapor Density at 25 °C (77 °F) and 1 atm	7.1461 (0.4461)
Specific Heat, Liquid (cP) at 25 °C (77 °F), kJ/kg-°C (Btu/lb°F)	1.1816 (0.28242)
Specific Heat, Vapor (cP) at 25 °C (77 °F), kJ/kg-°C (Btu/lb°F) and 1 atm	0.81327 (0.81327)
Vapor Pressure, Saturated at 25 °C (77 °F), kPa (psia)	454.73 (65.9)
Heat of Vaporization at BP, kJ/kg (Btu/lb)	131.77 (56.7)
Thermal Conductivity, Liquid at 25 °C (77 °F), W/m-°C (Btu/hr-ft°F)	0.060491 (0.034975)
Thermal Conductivity, Vapor at 1 atm, W/m-°C (Btu/hr-ft°F)	0.013336 (0.0077103)
Viscosity, Liquid at 25 °C (77 °F), cP (lb/ft-hr)	0.23935 (0.57901)
Viscosity, Vapor at 1 atm, cP (lb/ft-hr)	0.011590 (0.028038)
Relative Dielectric Strength at 1 atm, 25 °C (77 °F) (N ₂ =1)	2.00
Solubility of Water in FM-200™ at 20 °C (68 °F), ppm	600
Ozone Depletion Potential, ODP	0.0 (CFC-11 = 1)
Global Warming Potential, GWP (100 yr ITH. For CO ₂ , GWP = 1)	3220
Atmospheric Lifetime, yr	34.2
TSCA Inventory Status	Reported/Included
European List of New Chemical Substances	EINECS, Listed (207-079-2)
SNAP Status	Listed
Inhalation Exposure Limit (AEL*)	1000 ppm 8- hr and 12-hr TWA

*The acceptable exposure limit (AEL) is an airborne exposure limit established by Chemours that specifies time-weighted average (TWA) concentrations to which nearly all workers may be repeatedly exposed without adverse effects.

Table 2. Vapor Pressure and Density of FM-200™
(ENG Units)

Temperature (°F)	Vapor Pressure (psia)	Liquid Density (lbm/ft ³)	Saturated Vapor Density (lbm/ft ³)	Vapor Density at 1 atm (lbm/ft ³)
10	17.50	95.51	0.63	0.5197
20	21.93	94.28	0.77	0.5069
30	27.18	93.02	0.95	0.4948
40	33.35	91.73	1.16	0.4834
50	40.55	90.41	1.40	0.4726
60	48.88	89.05	1.68	0.4624
70	58.45	87.64	2.00	0.4527
80	69.38	86.19	2.38	0.4434
90	81.79	84.68	2.81	0.4345
100	95.80	83.11	3.31	0.4261
110	111.54	81.46	3.88	0.4179
120	129.15	79.73	4.54	0.4102
130	148.77	77.90	5.30	0.4027
140	170.55	75.94	6.18	0.3955
150	194.65	73.84	7.22	0.3886
160	221.26	71.54	8.45	0.3820
170	250.55	69.00	9.93	0.3756
180	282.77	66.10	11.76	0.3694
190	318.18	62.68	14.10	0.3634
200	357.11	58.32	17.33	0.3576

Table 3. Vapor Pressure and Density of FM-200™ (SI Units)

Temperature (°C)	Vapor Pressure (kPa)	Liquid Density (kg/m ³)	Saturated Vapor Density (kg/m ³)	Vapor Density at 1 atm (kg/m ³)
-15	107.33	1539.7	8.961	8.4325
-10	132.23	1522.1	10.921	8.2412
-5	161.41	1504.2	13.205	8.0603
0	195.36	1486.0	15.853	7.8889
5	234.58	1467.3	18.905	7.7260
10	279.57	1448.2	22.411	7.5709
15	330.89	1428.6	26.421	7.4229
20	389.08	1408.4	30.996	7.2815
25	454.73	1387.7	36.202	7.1461
30	528.42	1366.2	42.118	7.0163
35	610.79	1344.0	48.833	6.8918
40	702.45	1320.9	56.454	6.7720
45	804.09	1296.7	65.109	6.6568
50	916.39	1271.4	74.956	6.5459
55	1040.10	1244.8	86.189	6.4389
60	1175.90	1216.5	99.062	6.3356
65	1324.70	1186.2	113.900	6.2359
70	1487.40	1153.6	131.170	6.1395
75	1664.90	1117.9	151.500	6.0462
80	1858.30	1078.2	175.870	5.9559
85	2068.80	1032.8	205.840	5.8684
90	2298.10	978.6	244.310	5.7836
95	2547.90	907.8	298.000	5.7013
100	2821.60	786.8	397.240	5.6215

Figure 1. Vapor Pressure of FM-200™ (ENG Units)

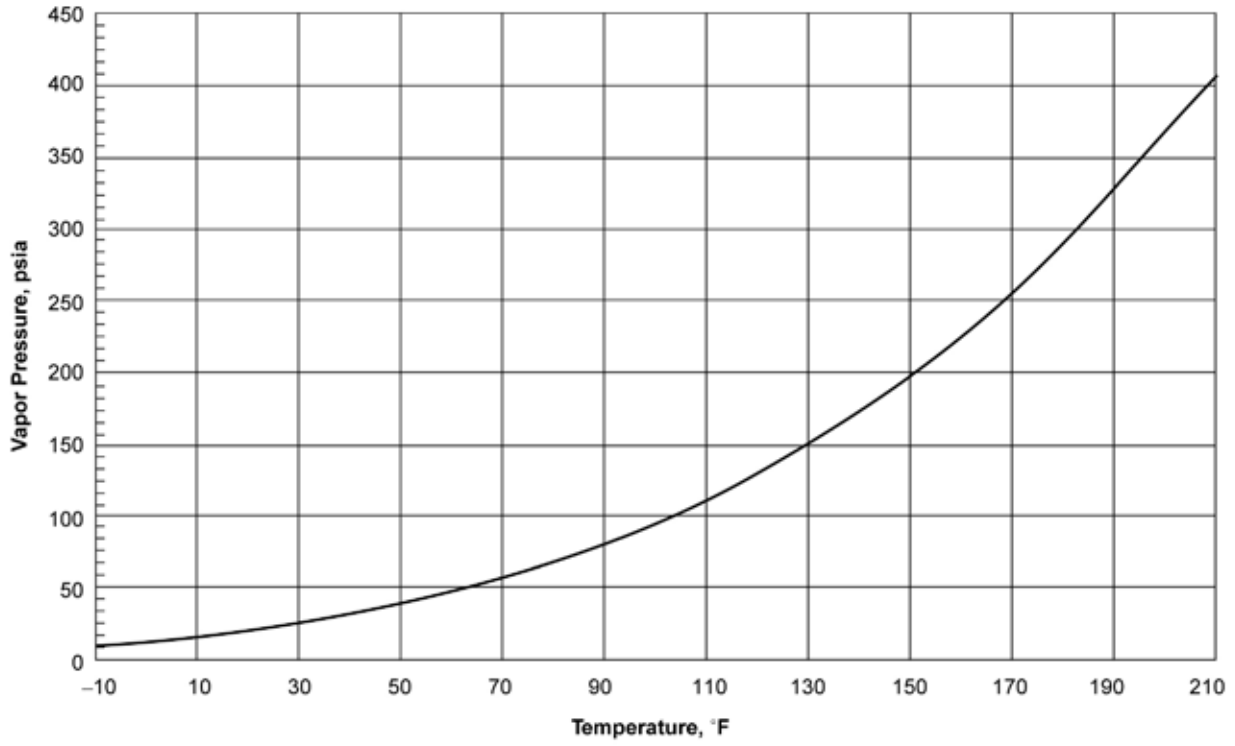
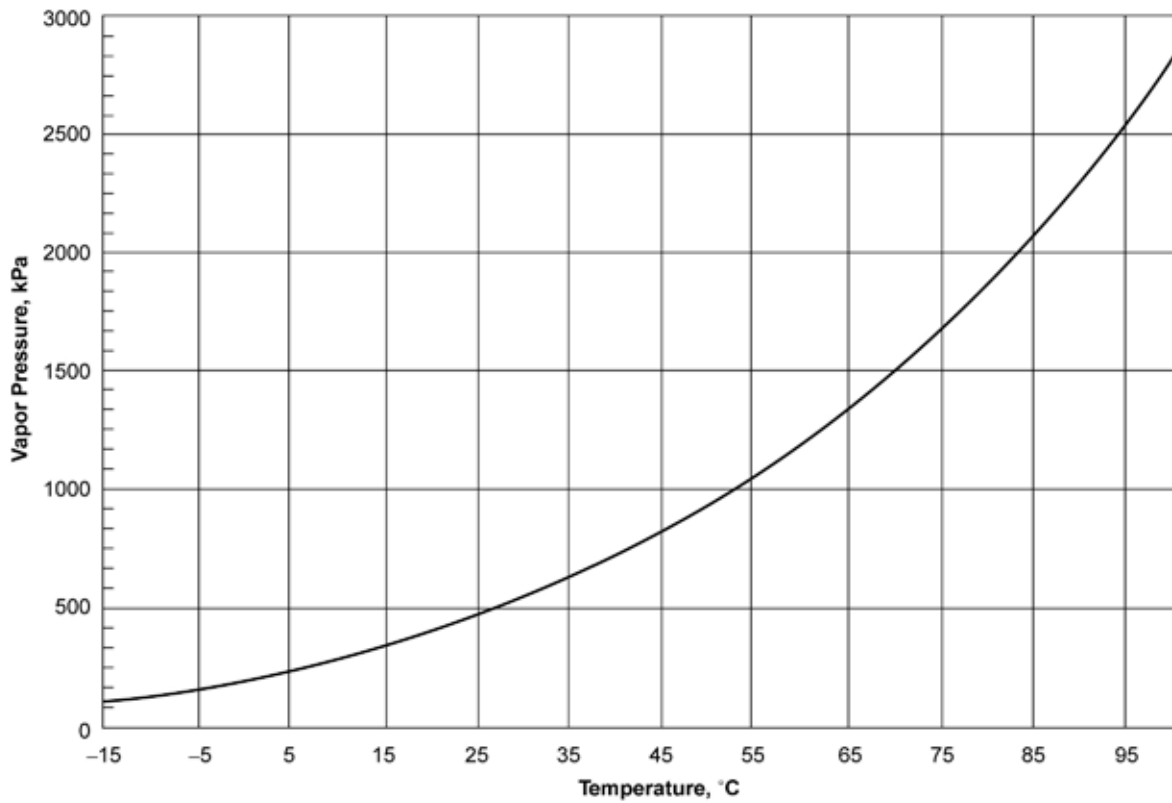


Figure 2. Vapor Pressure of FM-200™ (SI Units)



Materials Compatibility

Because FM-200™ can be used in a variety of applications, it is important to review the materials of construction for compatibility when designing new equipment, retrofitting existing equipment, or preparing storage and handling facilities. The following are general test results. To determine the compatibility of the specific materials being considered for use in a particular system, additional tests should be conducted with these materials at the conditions of that system.

Stability with Metals

Most of the commonly encountered metals such as steel, cast iron, brass, copper, tin, lead, and aluminum can be employed with FM-200™ under normal conditions of use. Testing to ASTM G31 at 54 °C (130 °F) for 18 days indicates that the following metals are suitable for use with FM-200™:

Aluminum 1100	Nickel 200
Aluminum 2024	Copper CDA 110
Inconel 600	Cast Iron, Grey
Stainless Steel 316	Lead
Stainless Steel 304	Carbon Steel 1020
Yellow Brass	Silver 999+ Fine.

High temperature stability tests were conducted with FM-200™ and commonly used metals at 175 °C (347 °F) for two weeks, and FM-200™ was found to be very stable. At temperatures above 175 °C (347 °F), depending on specific conditions, some metals may act as catalysts for the breakdown of FM-200™. These conditions include: presence of moisture or other contaminants, type of metal, metal surface area, contact with liquid or vapor agent, as well as time and temperature of contact.

Halocarbons may react violently with highly reactive metals, such as the alkali and alkaline earth metals, sodium, potassium, and barium, in their free metallic form. Materials become more reactive when finely ground or powdered, and in this state magnesium and aluminum may react, especially at higher temperatures. Highly reactive materials should not be brought into contact with FM-200™ until a careful study is made and appropriate safety precautions are taken.

Compatibility with Elastomers

Compatibility tests were performed with several commonly used elastomers. Elastomer coupons were 50% immersed in liquid FM-200™ for two weeks at room temperature.

Additional tests were conducted per ASTM D471 at 100 °C (212 °F). All of the elastomers tested exhibited minimal swell with the exception of urethane and Viton™ A. Results are summarized in **Table 4**.

Table 4. Elastomer Compatibility

Elastomer	Linear Swell, %	Weight Gain, %	Hardness Change, units
Exposure at Room Temperature, 23 °C (72 °F) for 14 days			
Butyl	0	0.37	0
Nordel EPDM	0.20	1.44	1.6
Neoprene W	0.05	0.66	0
NBR	0	1.86	4.0
Hypalon CSM	0.19	1.41	2.4
Viton™ A	9.49	26.83	-44.0
Epichlorohydrin homopolymer	0.15	0.08	5.5
FA polysulfide	0.05	0.06	6.9
Hytrell TPE	1.33	5.71	4.6
Exposure per ASTM D471 at 100 °C (212 °F)			
Buna N	-3.1		
Butyl	3.6		
EPDM	1.0		
Hypalon	-2.0		
NR Rubber	1.7		
Neoprene G	0.8		
Neoprene W	-3.6		
SBR	-1.2		
Silicone	2.8		
Urethane	>10		
Viton™ A	8.4		

Table 5. Plastic Compatibility

Elastomer	Weight Gain, %	Surface Condition
High-density polyethylene (HDPE)	0.11	No Change
Polystyrene (PS)	-0.03	No Change
Polypropylene (PP)	0.06	No Change
Acrylonitrile-butadiene-styrene (ABS)	-0.03	No Change
Polycarbonate (PC)	-0.10	No Change
Nylon 6/6	-0.17	No Change
Polytetrafluoroethylene (PTFE)	5.23	No Change
Polyimide (PI)	-0.11	No Change
Polyethylene terephthalate (PET)	-0.04	No Change
Polybutylene terephthalate (PBT)	-0.06	No Change
Acetyl	-0.04	No Change
Polyvinyl chloride (PVC)	-0.06	No Change
Polyphenylene oxide (PPO)	-0.05	No Change
Polyphenylene sulfide (PPS)	-0.38	No Change

Compatibility with Plastics

Compatibility tests were also performed with several commonly used plastics. Results are summarized in **Table 5**.

Safety

Users of FM-200™ should read and understand the Chemours Safety Data Sheet (SDS). Copies of the FM-200™ SDS can be obtained from Chemours Customer Service or International Offices.

Inhalation Toxicity

FM-200™ poses no acute or chronic hazard when it is handled in accordance with Chemours recommendations and when the exposure is maintained below the recommended exposure limits. Chemours has established the Allowable Exposure Limit (AEL) for FM-200™ at 1000 ppm, 8-hr and 12-hr TWA.

However, inhaling high concentrations of FM-200™ vapor may cause temporary nervous system depression with anesthetic effects such as dizziness, headache, confusion, loss of coordination, and even loss of consciousness. Higher exposures to the vapors may cause temporary alteration of the heart's electrical activity with irregular pulse, palpitations, or inadequate circulation. Intentional misuse or deliberate inhalation may cause death without warning.

If a person is experiencing any of the initial symptoms, they should be moved to fresh air and kept calm. If not breathing, give artificial respiration. If breathing is difficult, give oxygen. Seek medical attention.

Cardiac Sensitization

If vapors are inhaled at a concentration of 105,000 ppm and higher, the heart may become sensitized to adrenaline, leading to cardiac irregularities and, possibly, cardiac arrest. Similar effects are observed with many hydrocarbons and halocarbons at high concentrations. The likelihood of these cardiac problems increases if the person is under physical or emotional stress.

Because of possible disturbances of cardiac rhythm, catecholamine drugs, such as epinephrine, should be considered only as a last resort in life-threatening emergencies.

The threshold cardiac sensitization, lowest observed adverse effect level (LOAEL) for FM-200™ is 105,000 ppm

(10.5%) and the no observed adverse effect level (NOAEL) is 90,000 ppm (9%) as determined in epinephrine-challenged dogs.

Skin and Eye Contact

At room temperature, FM-200™ vapors have little or no effect on the skin or eyes. However, in the liquid form, FM-200™ can freeze the skin or eyes on contact, causing frostbite. If contact with liquid does occur, soak the exposed area in lukewarm water, not cold or hot. In all cases, seek medical attention as soon as possible.

Always wear protective clothing when there is a risk of exposure to liquid FM-200™. Where splashing of FM-200™ may occur, always wear eye protection and a face shield.

Spills or Leaks

If a large release of vapors occurs, such as from a large leak or spill, the vapors may concentrate near the floor or in subfloor areas and displace the oxygen available for breathing, causing suffocation.

Evacuate everyone until the area has been well ventilated. Use blowers or fans to circulate the air at floor level. Do not re-enter the affected area without self-contained breathing apparatus or unless the area has been monitored to indicate that the concentration of FM-200™ vapors in the area is below the AEL of 1000 ppm.

Always use self-contained breathing apparatus or a supplied air mask when entering tanks or other enclosures where vapors might exist. Use the buddy system and a lifeline. Refer to the FM-200™ SDS for more information.

FM-200™ vapors have virtually no odor. Therefore, frequent leak checks or the installation of area monitors are necessary in enclosed areas where leaks can occur.

To ensure safety when working with halocarbons in confined areas:

1. Route relief and purge vent piping (if used) outdoors, away from air intakes.
2. Make certain the area is well ventilated, using auxiliary ventilation, if necessary, to move vapors.
3. Make sure the area is clear of vapors prior to beginning work.
4. Utilize monitoring equipment to detect leaks.

Storage and Handling

Shipping Information for the United States

FM-200™ is a liquefied compressed gas. According to the U.S. Department of Transportation (DOT), a liquefied compressed gas is a gas, which when packaged under pressure is partially liquid at temperatures above -50 °C (-58 °F) (49CFR 173.115). The appropriate DOT designation for FM-200™ is as follows:

DOT Proper Shipping Name	Heptafluoropropane
Hazard Class	2.2
UN Number	3296
DOT/IMO Labels	Nonflammable Liquefied Compressed Gas

Containers

Three types of containers are being used globally for shipping FM-200™. Specifications for the containers are provided in **Table 6**.

The 522 kg (1,150 lb) size FM-200™ cylinder is a freestanding, upright returnable cylinder equipped with a forklift lifting attachment incorporated into the foot ring or at the top of the cylinder. These cylinders are fitted with Ceodeux or Superior brand valves designed for a CGA 660 connection. A diagram of this cylinder is shown in **Figure 3**.

ISO containers are used for export shipments of FM-200™. The overall ISO container dimensions shown in **Table 6** represent the frame in which the container is shipped. The tank itself is approximately 19 feet (5.8 meters) long and has an outside diameter of approximately 86 inches (2.2 meters). Individual valves for liquid and vapor discharge are provided. Acme 1-3/4" x 1" MNPT valves (part number A2003) are employed for vapor removal and Acme 3-1/4" x 2" MNPT valves (part number A2063) for liquid removal. These valves fittings are on the ISO container; to unload the ISO container, couplings and adaptor fittings are required. Vapor removal requires the use of an Acme 1-3/4 x 1" MNPT adaptor (part number A1131F). Liquid removal requires the use of an Acme 3-1/4" x 2" MNPT adaptor (part number A1157F). A diagram of a typical ISO tank is shown in **Figure 4**.

FM-200™ is also shipped in 5,000 gallon (8,927 liter) tank trailers. These tank trailers are equipped with 1-1/4" male Ever-Tite (vapor) and 2" male Ever-Tite valves (liquid). Required power is either 240 or 440 volt.

Bulk Storage Systems

Chemours sells bulk storage systems to its FM-200™ customers. The systems are prefabricated, tested, and ready to install onsite. The units are designed to optimize economy, efficiency, and safety in the storage and dispensing of FM-200™. The delivered systems include all components, such as storage tanks, pumps, piping, valves, motors, and gauges, as an integrated unit. All systems are equipped with the Chemours Fluorochemical Emissions Elimination Delivery (FEED) System to prevent emissions during deliveries and with dual pumps to provide an installed spare. The units are skid-mounted and require only placement on a concrete pad and connection to electrical and process systems.

A typical bulk storage system is shown in **Figure 5**.

Your Chemours Marketing Representative can arrange for guidance on site selection, purchase, installation, startup, and maintenance.

Transfer of FM-200™ from Containers

The preferred method for transfer of liquid FM-200™ from the cylinder is to use a suitable pump. There are several industrial pumps suitable for the transfer of FM-200™. Contact an industrial pump manufacturer for the recommended pump.

The receiving container should be evacuated to eliminate contamination by air and facilitate transfer of FM-200™.

If a pump is not available, the chilled transfer line method will facilitate transfer of FM-200™ to the receiving container. This method chills the FM-200™ as it passes through the transfer line, reducing the pressure in the receiver to induce transfer by pressure differential. A coil of compatible metal tubing of sufficient pressure rating is positioned in the transfer line between the supply and the receiver. The coil is placed in a cold bath, such as water ice or dry ice.

Leak Detection

Whenever a system is assembled or serviced, it should be checked for leaks. There are many commercially available leak detectors. These devices are readily available through a refrigeration supply house.

Handling Precautions for FM-200™ Shipping Containers

The following rules for handling FM-200™ containers are strongly recommended:

- Use personal protective equipment, such as side-shield glasses, gloves, and safety shoes, when handling containers.
- Avoid skin contact with liquid FM-200™; it can cause frostbite.
- Never heat a container to a temperature higher than 52 °C (125 °F).
- Never refill returnable cylinders without Chemours consent. DOT regulations forbid transportation of returnable cylinders refilled without Chemours's authorization.
- Never use a magnet or sling (rope or chain) to lift containers. Lifting may be accomplished by the use of a safe cradle or platform basket that holds the container.
- Never use containers as rollers, supports, or for any other purpose than to contain FM-200™.
- Protect containers from any objects that will result in a cut or other abrasion in the surface of the metal.
- Never tamper with the safety devices in the valves or container.
- Never attempt to repair or alter containers or valves.
- Never force connections that do not fit. Make sure the threads on the regulator or other auxiliary equipment are the same as those on the valve outlets.
- Keep valves tightly closed, with valve caps and hoods in place when the container is not in use.
- When storing containers outside, store under a roof and protect from weather extremes.
- Use a vapor recovery system to collect FM-200™ vapors from lines after unloading.

Table 6. Specifications for FM-200™ Shipping Containers

Type	Dimensions	DOT Specification	Net Weight, lb	Net Weight, kg
522 kg (1,150 lb)	30" x 53"	4BW260	1,150	522
	30" x 56"	4BW240	1,150	522
ISO Container	8' x 8' x 20' (frame)	51	37,000	16,784
Tank Trailer	5,000 gal	MC-330 or -331	37,000	16,784

Figure 3. 522 kg (1,150 lb) Size Cylinder

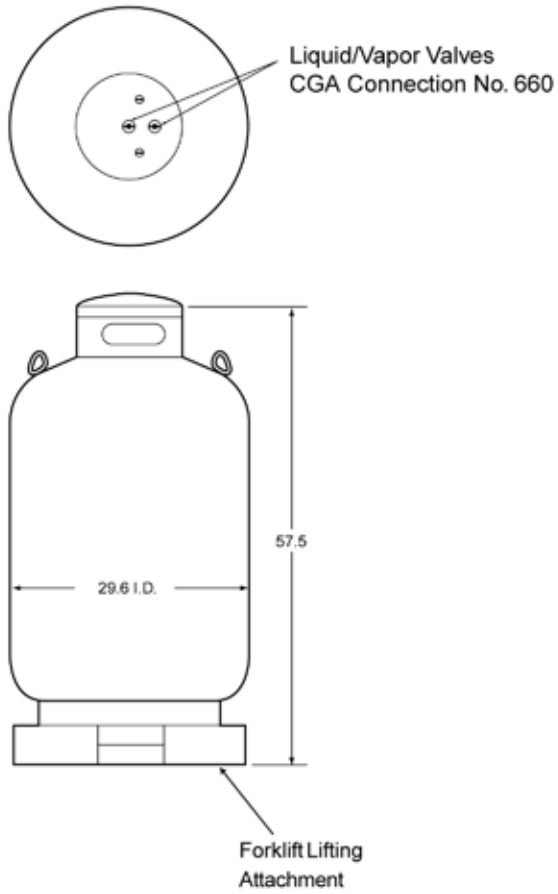


Figure 4. Typical ISO Tank

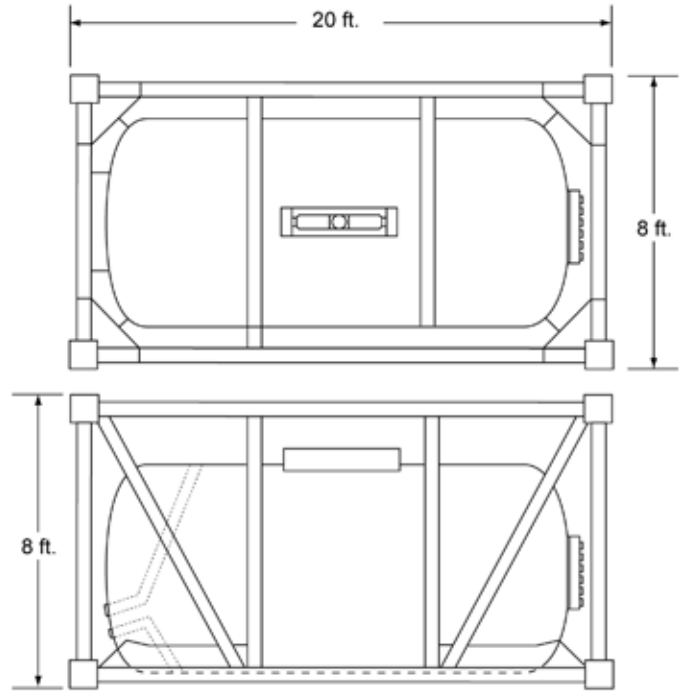
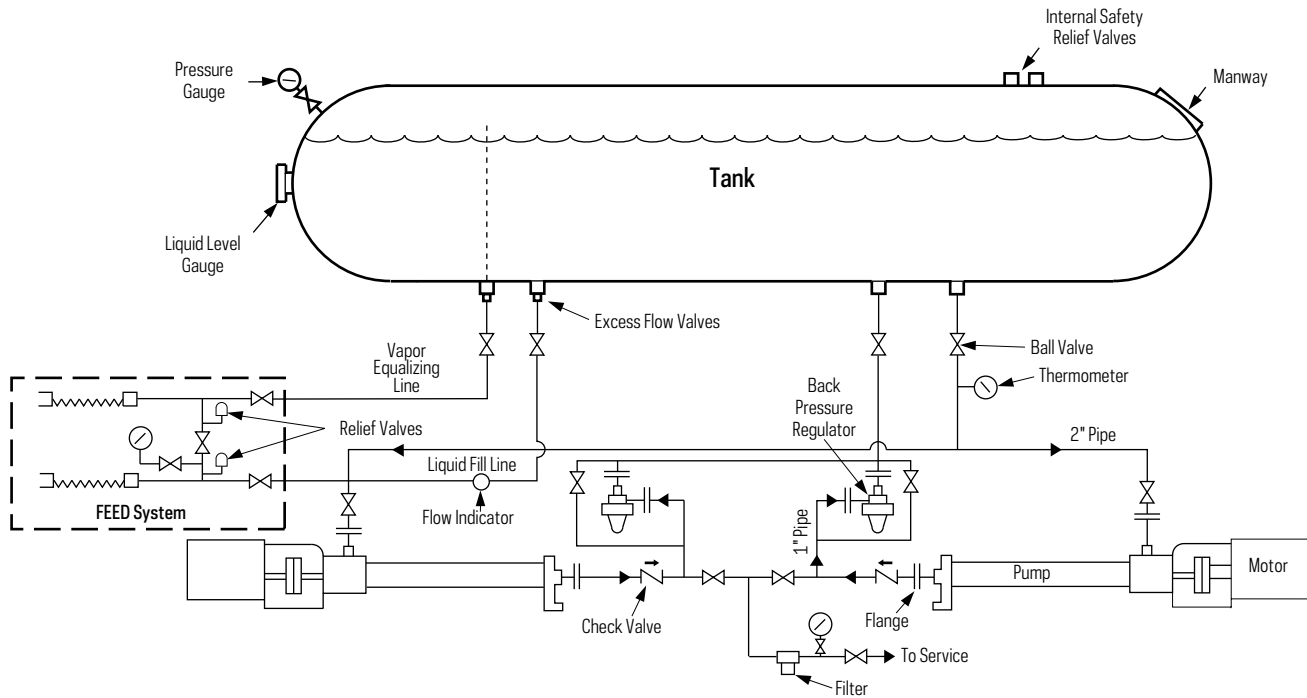


Figure 5. Typical Bulk Storage System

Nitrogen Superpressurization of FM-200™

FM-200™ is shipped in cylinders that contain essentially pure FM-200™. These containers are evacuated before filling to remove air, and the FM-200™ contains less than 1.5% (vol.) non-condensable gases (air, nitrogen, etc.) in the vapor space. The pressure in these cylinders is due therefore to the vapor pressure of FM-200™ alone.

In fire suppression applications, it is desirable to increase the available pressure above the vapor pressure of FM-200™. This is accomplished by adding nitrogen to the FM-200™, either during or after transfer, and is termed "superpressurization". Superpressurization increases the total pressure available for flow from the container through downstream piping, provides a pressure pad to keep the liquid compressed in the liquid phase during flow, and also serves to stabilize the container pressure over a wide temperature range.

To determine the amount of nitrogen required for superpressurization of FM-200™ at various fill densities, it is necessary to understand the solubility relationship of nitrogen and FM-200™. Extensive experimental work was conducted by Chemours Central Research and

Development group to develop this information. The Peng-Robinson Equation of State (PREOS) was then used to calculate the following:

- Weight of nitrogen required for superpressurization
- Isometric diagrams
- Henry's Law Constants

Tables 7 and **8** provide the weight of nitrogen required to pressurize FM-200™ to 360 psig (2500 kPa) and 600 psig (4150 kPa). Isometric diagrams for FM-200™ are shown in **Figures 6** through **9**.

Henry's Law Constants

PREOS was also used to calculate the Henry's Law Constants as shown in **Figure 10** (ENG units) and **Figure 11** (SI units).

Table 7. Weight of Nitrogen Required for Superpressurization of FM-200™ (ENG Units)
Weight of nitrogen per lb of FM-200™ at 70 °F

Fill Density, lb/ft ³	360 psig, oz	600 psig, oz
40	0.534	0.944
45	0.463	0.819
50	0.407	0.718
55	0.361	0.636
60	0.323	0.568
65	0.291	0.511
70	0.263	0.461
75	0.239	0.418

Table 8. Weight of Nitrogen Required for Superpressurization of FM-200™ (SI Units)
Weight of nitrogen per kg of FM-200™ at 21 °C

Fill Density, kg/m ³	2500 kPa (gauge), g	4150 kPa (gauge), g
600	23.7	52.6
700	19.9	44.2
800	17.1	37.9
900	14.9	33.0
1000	13.2	29.1
1100	11.7	25.9
1150	11.1	

Figure 6. Isometric Diagram - FM-200™ Superpressurized with Nitrogen to 360 psig at 70 °F

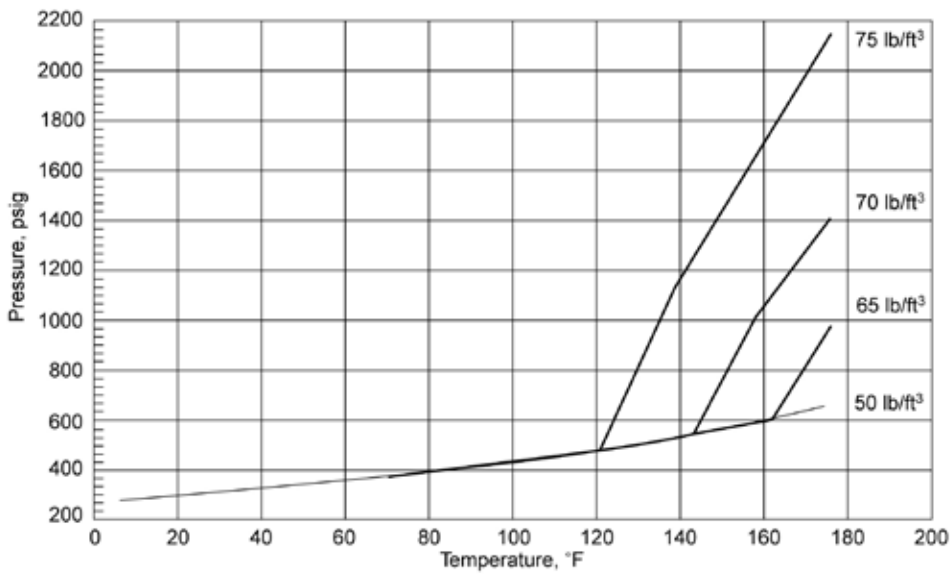


Figure 7. Isometric Diagram - FM-200™ Superpressurized with Nitrogen to 600 psig at 70 °F

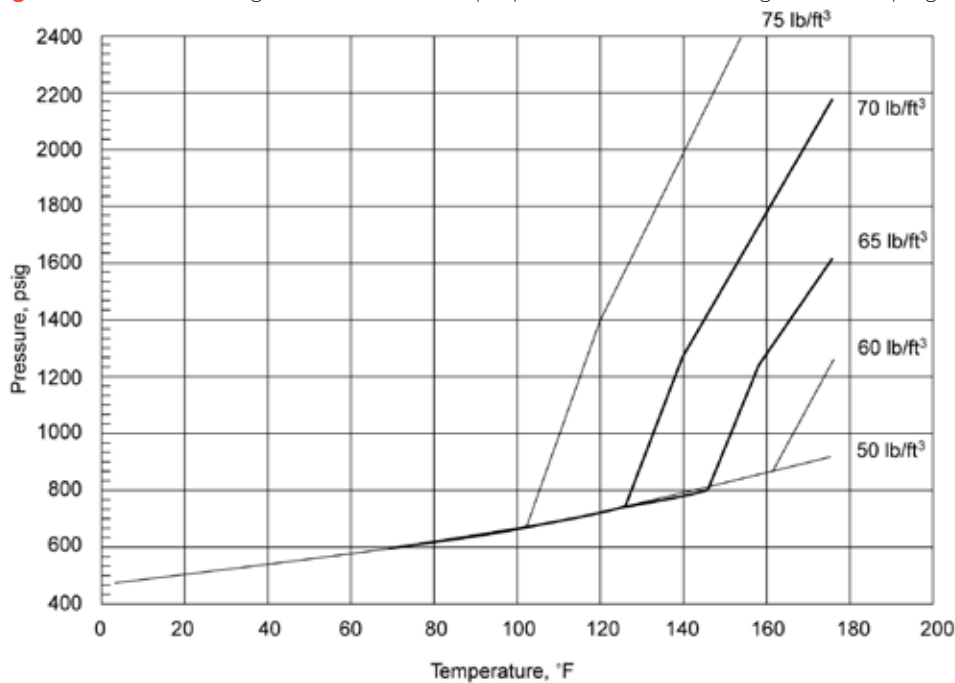


Figure 8. Isometric Diagram for FM-200™ Superpressurized with Nitrogen to 2500 kPa at 21 °C

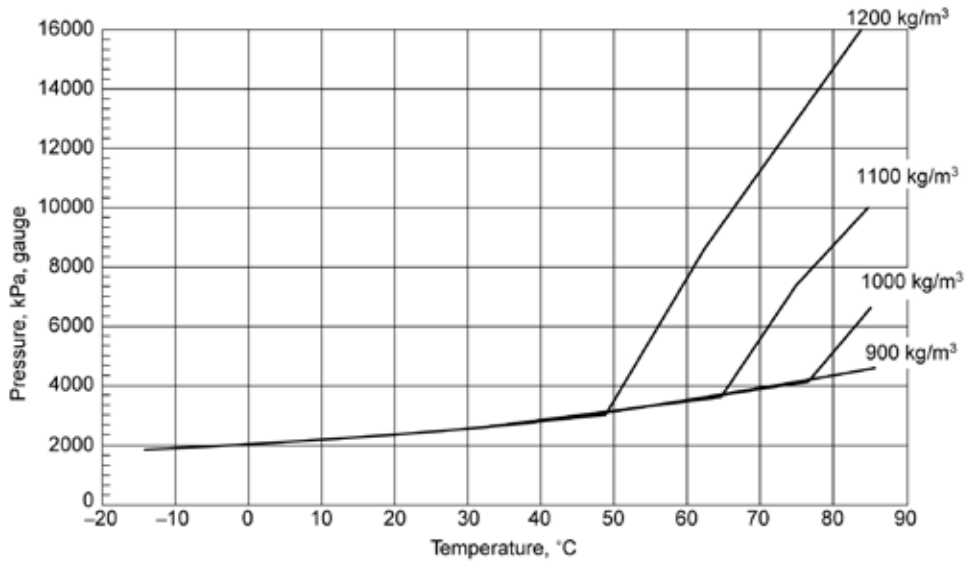


Figure 9. Isometric Diagram for FM-200™ Superpressurized with Nitrogen to 4150 kPa at 21 °C

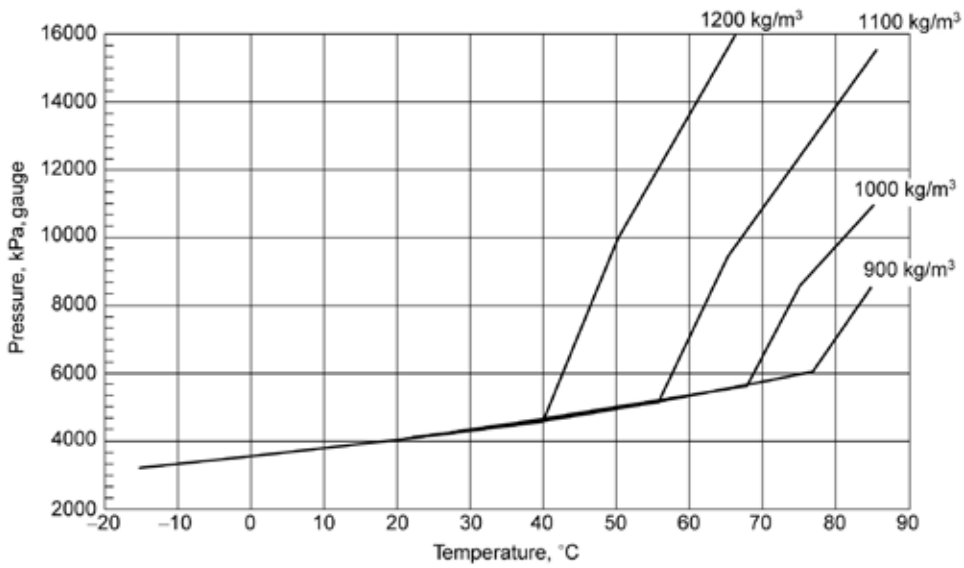


Figure 10. Henry's Law Constant for Nitrogen Solubility in FM-200™ (ENG Units)

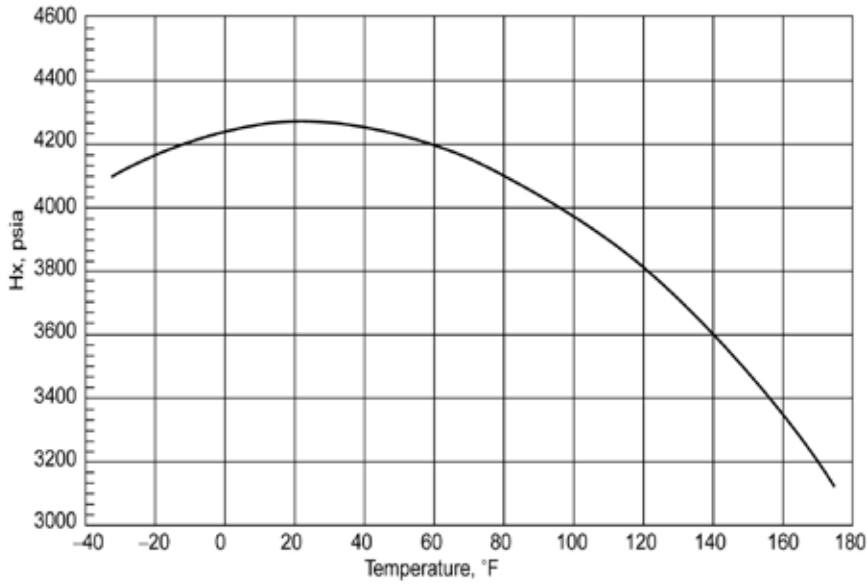
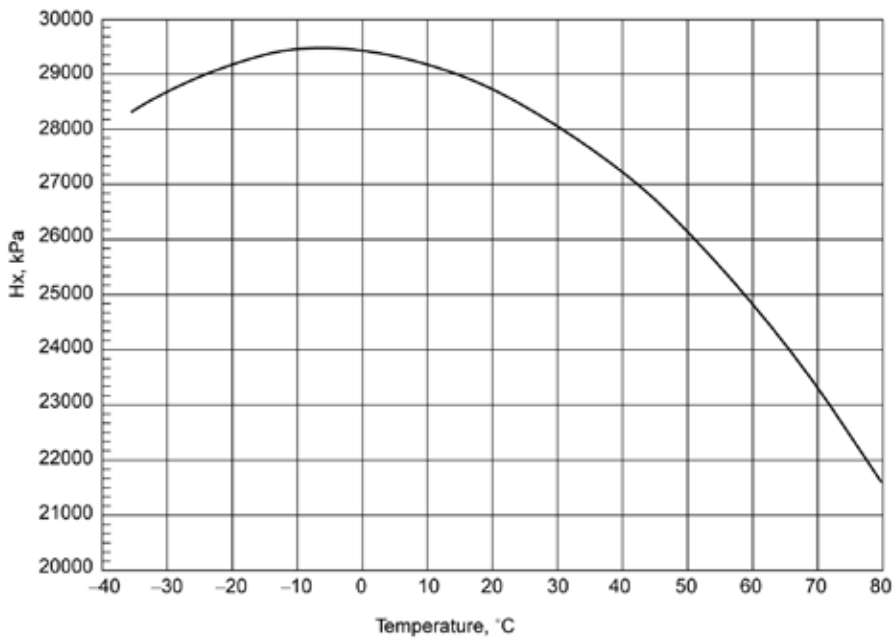


Figure 11. Henry's Law Constant for Nitrogen Solubility in FM-200™ (SI Units)



Recovery, Recycle, Reclamation, and Disposal

Responsible use of FM-200™ requires that the product be recovered for reuse or disposal whenever possible.

Recovery

Recovery refers to the removal of FM-200™ from equipment and collection in an appropriate container. Recovery does not involve processing or analytical testing. Recovery is normally performed when a system must undergo maintenance, and the FM-200™ is then returned to the system after completion. There are a number of recovery devices on the market. These devices contain a compressor and an air-cooled condenser and may be used for liquid and vapor recovery. Before purchasing a specific recovery unit, check with the manufacturer to be sure that it contains the elastomeric seals and compressor oil compatible with FM-200™.

Reclamation

Reclamation refers to the reprocessing of FM-200™ recovered from a system to new product specifications. Quality of the reclaimed product is verified by chemical analysis. In the United States FM-200™ is included in Chemours reclamation program. Contact Chemours for further information.

Disposal

Disposal refers to the destruction of used FM-200™. Disposal may be necessary when FM-200™ has become contaminated with other materials and no longer meets the acceptable specifications of Chemours or other reclaimers. Chemours does not presently accept severely contaminated FM-200™ for disposal; licensed waste disposal firms are available. Be sure to check the qualifications of any firm before sending them used FM-200™.

For more information on FM-200™, please visit cleanagents.chemours.com or call (800) 473-7790

The information set forth herein is furnished free of charge and based on technical data that Chemours believes to be reliable. It is intended for use by persons having technical skill, at their own risk. Because conditions of use are outside our control, Chemours makes no warranties, expressed or implied, and assumes no liability in connection with any use of this information. Nothing herein is to be taken as a license to operate under, or a recommendation to infringe, any patents or patent applications.

© 2017 The Chemours Company FC, LLC. FM-200™ is a trademark of The Chemours Company FC, LLC. Chemours™ and the Chemours Logo are trademarks of The Chemours Company.

Replaces: K-23261
C-11101 (6/17)