



Geosyntec Consultants of NC, P.C.
NC License No.: C-3500 and C-295

CHARACTERIZATION OF PFAS IN PROCESS AND NON-PROCESS WASTEWATER AND STORMWATER

Quarterly Report #2

Prepared for

The Chemours Company FC, LLC
22828 NC-87
Fayetteville, NC 28306

Prepared by

Geosyntec Consultants of NC, P.C.
2501 Blue Ridge Road, Suite 430
Raleigh, NC 27607

Geosyntec Project Number TR0795

October 31, 2019

TABLE OF CONTENTS

1.	INTRODUCTION	1
1.1	Background.....	1
1.2	Activities Completed for this Quarterly Report	2
1.3	Report Organization	2
2.	METHODS	4
2.1	Sample Locations	4
2.2	Field Methods	5
2.2.1	General Field Methods.....	5
2.2.2	Decontamination Methods	5
2.2.3	Grab Sampling Methods	6
2.2.4	Temporal Composite Sampling Methods	6
2.2.5	Sample Shipping, Chain of Custody, and Holding Times	6
2.2.6	Field QA/QC Samples	7
2.2.7	Documentation	7
2.3	Laboratory Methods	7
2.3.1	Analytical Methods	7
2.3.2	Laboratory and Field QA/QC.....	8
3.	RESULTS AND OBSERVATIONS.....	9
3.1	Data Quality.....	9
3.1.1	Data Management and Reporting.....	10
3.1.2	QA/QC Samples.....	10
3.2	Investigative Sample Results.....	11
3.3	Reporting Limits.....	11
3.4	Observations – June 2019 Event	12
3.5	Observations – August 2019 Event	15
3.6	Observations – Supplemental Sampling Activities	18
4.	SAMPLING PROGRAM STATUS	19
4.1	Activities Planned for Next Quarter	19
5.	SUMMARY AND RECOMMENDATIONS	20
5.1	Recommendations	20
6.	REFERENCES	22

LIST OF TABLES

Table 1: Paragraph 11(b) Proposed Sample Location Summary

Table 2: Summary of Samples Collected

Table 3: PFAS and Associated Analytical Methods

Table 4A: Analytical Results – June 2019 Event

Table 4B: Analytical Results – August 2019 Event

Table 5A: Total Daily Precipitation – 2019 Quarter 2

Table 5B: Total Daily Precipitation – 2019 Quarter 3

LIST OF FIGURES

Figure 1: Site Location Map

Figure 2: Paragraph 11(b) Sample Locations

Figure 3A: HFPO-DA, PFMOAA, and PMPA Concentrations – Locations that Reach Outfall 002

Figure 3B: Total Table 3+ Concentrations – Locations that Reach Outfall 002

Figure 3C: HFPO-DA, PFMOAA, and PMPA Concentrations – Locations for Offsite Disposal

Figure 4A: Intake and Outfall 002 HFPO-DA Concentrations

Figure 4B: Intake and Outfall 002 PFMOAA Concentrations

Figure 4C: Intake and Outfall 002 PMPA Concentrations

LIST OF APPENDICES

Appendix A: Quarter 2 and Quarter 3 Supplemental Sampling Activities

Appendix B: Field Parameters

Appendix C: Re-issued Results from April 2019 Event

Appendix D: Laboratory Reports and Data Review Narrative Whitebooks

ACRONYMS AND ABBREVIATIONS

COC – Chain of Custody
DEQ – The North Carolina Department of Environmental Quality
DO – Dissolved oxygen
DQO – data quality objectives
DVM – Data Verification Module
EIM – Environmental Information Management
EPA – Environmental Protection Agency
HDPE – High Density Polyethylene
HFPO-DA – Hexafluoropropylene oxide dimer acid
mg/L – Milligrams per liter
mL – Milliliter
MS – Matrix spike
MSD – Matrix spike duplicates
mV – Millivolts
ng/L – Nanograms per liter
NCCW – Non-contact cooling water
NTU – Nephelometric turbidity units
ORP – Oxidation/Reduction Potential
PEPA – Perfluoroethoxypropyl carboxylic acid
PFAS – Per- and polyfluoroalkyl substances
PFESA-BP1 – Byproduct 1
PFESA-BP2 – Byproduct 2
PFMOAA – 2,2-difluoro-2-(trifluoromethoxy) acetic acid
PFNA – Perfluorononanoic acid
PFO2HxA – Perfluoro(3,5-dioxahexanoic) acid
PFO4DA – Perfluoro(3,5,7,9-tetraoxadecanoic) acid
PFO5DA – Perfluoro(3,5,7,9,11-pentaoxadodecanoic) acid
PMPA – Perfluoromethoxypropyl carboxylic acid
PPF Acid – Pentafluoropentonic acid
QA/QC – Quality assurance/ quality control

ACRONYMS AND ABBREVIATIONS (CONTINUED)

RPD – Relative percent difference
SC – Specific conductance
SOP – Standard Operating Procedure
TestAmerica – TestAmerica Sacramento
WWTP – Wastewater treatment plant
°C – Degrees Celsius
μmho - micromhos

“I certify that I am personally familiar with the information contained in this submittal, including any and all supporting documents accompanying this report, and that the material and information contained herein is, to the best of my knowledge and belief, true, accurate and complete.”



October 31, 2019

Adrienne Nemura, North Carolina Licensed Professional Engineer 038141

Geosyntec Consultants of NC, PC is licensed to practice engineering in North Carolina. The certification number (Firm's License Number) is C-3500.

Geosyntec Consultants of NC, PC is licensed to practice geology in North Carolina. The certification number (Firm's License Number) is C-295.

1. INTRODUCTION

This report was prepared by Geosyntec Consultants of NC, P.C. (Geosyntec) for The Chemours Company FC, LLC (Chemours) to provide a quarterly update on the identification and concentrations of per- and polyfluoroalkyl substances (“PFAS”) in process wastewater, non-process wastewater, and stormwater at the Chemours Fayetteville Works, North Carolina site (the Facility, Figure 1). This report is prepared pursuant to Paragraph 11(c) in the executed Consent Order entered February 25, 2019 between Chemours and the North Carolina Department of Environmental Quality (DEQ) with the Cape Fear River Watch as intervenor.

This is the second quarterly report addressing Paragraph 11(c) of the Consent Order. The objective of this report and subsequent quarterly reports, as stated in the PFAS Characterization Sampling Plan (Geosyntec, 2019a), is to characterize the concentrations of PFAS in the raw water intake, process wastewater, non-process wastewater, and stormwater, including water that is discharged through Outfall 002.

1.1 Background

Chemours submitted an Updated PFAS Characterization Sampling Plan (the Plan) to DEQ on May 6, 2019 (Geosyntec, 2019a) based on comments received on the draft plan submitted on December 30, 2018. On June 19, 2019, DEQ provided written approval of the Plan to Chemours.

The first quarterly report for this program was submitted on July 31, 2019 (Geosyntec, 2019b) and contained data for the Quarter 2 2019 period (April, May and June). The first bimonthly PFAS characterization sampling event took place on April 24, 2019 (the April 2019 event). Samples were also collected on June 27 and June 28, 2019 (the June 2019 event), but data were pending at the time of submission of the first report. The June 2019 event PFAS characterization data are reported and discussed herein.

Four supplementary sampling activities, based on initial observations from the April sampling event, were also conducted in Quarter 2 2019 and during the Quarter 3 2019 period (July, August, September). These additional sampling activities were described in the first quarterly report (Geosyntec 2019b) and included: (i) a wastewater treatment plant (WWTP) sampling event (conducted in July 2019); (ii) a conveyance network sampling event (conducted in July 2019); (iii) an open channel to Outfall 002 sampling event (conducted in May 2019); and (iv) a soil sampling event (conducted in July 2019). Data from these activities were pending at the time of submission of the first quarterly report. Results and discussion for the first three sampling programs (WWTP sampling event, the

conveyance network sampling event, and the open channel sampling event) are provided in Appendix A. The fourth sampling program of soil sampling was conducted to support rainfall analyses and as such is not directly related to the scope of activities addressing Paragraph 11(b) of the Consent Order and will be provided under separate cover.

1.2 Activities Completed for this Quarterly Report

The activity period for this quarterly report includes Quarter 3 2019 (July, August, and September 2019) as well as some of Quarter 2 2019 where data was not yet available for the previous quarterly report (Geosyntec, 2019b). Table 1 provides a summary of the proposed sample locations to be collected at the Facility (Geosyntec, 2019a). In this quarter, process wastewater and non-process wastewater samples were collected for the third bimonthly PFAS characterization sampling event on August 21 and August 22, 2019 (the August 2019 event). These samples were collected as outlined in the PFAS Characterization Sampling Plan (Geosyntec, 2019a) and to address requirements specified in Paragraph 11(b) in the executed Consent Order. While there were suitable storm events for sampling in the month of August 2019, the sampling event did not occur during a storm event because (1) the project team collected stormwater grab samples during storm events to support efforts under Paragraph 12 of the Consent Order, and (2) lightning during suitable storm events prohibited sample collection due to health and safety concerns.

In accordance with the PFAS Characterization Sampling Plan (Geosyntec, 2019a), four grab samples each were taken at Locations 18 (Kuraray process water) and 23A (manhole on the Terra Cotta Pipe) in the August 2019 event. The grab samples were taken at one-hour intervals to determine whether a temporal composite sample was necessary in these locations or, if results were consistent over time, grab samples would be deemed sufficient.

1.3 Report Organization

The remainder of this document is organized as follows:

- **Section 2 – Methods:** this section describes the methods employed for sample collection and analysis;
- **Section 3 – Results and Observations:** this section describes the PFAS concentrations in investigative samples and quality control samples;

- **Section 4 – Sampling Program Status:** this section describes planned sampling activities and supplemental sampling activities that support PFAS characterization at the Facility;
- **Section 5 – Summary and Recommendations:** this section summarizes activities conducted, observations of results, recommended supplemental sampling activities, and any recommended changes to the sampling plan; and
- **Section 6 – References:** this section lists the documents referenced in the report.

2. METHODS

This section describes the methods implemented for data reported in this 2019 Quarter 3 report. Activities conducted in Quarter 2 where data were not yet available to be included in the Quarter 2 report are also described alongside data for Quarter 3 activities.

2.1 Sample Locations

Proposed sample locations outlined in the PFAS Characterization Sampling Plan (Geosyntec, 2019a) to meet the requirements of Paragraph 11(b) of the executed Consent Order are described in Table 1 and shown in Figure 2.

In the June 2019 event, twenty-three (23) investigative samples were collected (locations listed in Table 2). Locations 2, 3, 4, 5, 10, 11, 12 and 13 were not sampled for the June 2019 event as there was insufficient water at these locations during the sampling event; or there was no precipitation in the 72 hours leading up to sample collection. During each sampling event, either Location 21A or 21B (the south and north sediment ponds) is sampled depending on which sediment pond is active. The south sediment pond (Location 21A) was active during the June event and a sample was collected from this pond.

In the August 2019 event, twenty-seven (27) investigative samples were collected (locations listed in Table 2). Locations 2, 3, 4, 5, 11, and 13 were not sampled for the August 2019 event as there was insufficient water at these locations during the sampling event; or there was no precipitation in the 72 hours leading up to sample collection. As noted above, during each sampling event, either Location 21A or 21B is sampled depending on which sediment pond is active. The south sediment pond (Location 21A) was active during the August event and a sample was collected from this pond. Four grab samples were taken at Locations 18 and 23A. The grab samples were collected to evaluate whether results were consistent over time and thereby representative with a single grab sample versus requiring a temporal composite sample.

As specified in the PFAS Characterization Sampling Plan (Geosyntec, 2019a), sample collection will be conducted bimonthly, and if there are no suitable storm events, locations with water will still be sampled.

2.2 Field Methods

2.2.1 General Field Methods

All equipment was inspected by the field program supervisor and calibrated daily prior to use in the field according to the manufacturer's recommendations. Field parameters were measured with a water quality meter prior to sample collection and then recorded. Field parameters include the following:

- pH;
- Temperature (degrees Celsius; °C);
- Specific conductance [SC] (micromhos, μmho);
- Dissolved oxygen [DO] (milligrams per liter; mg/L);
- Oxidation/Reduction Potential [ORP] (millivolts; mV);
- Turbidity (nephelometric turbidity units, NTU);
- Color; and
- Odor.

Samples were collected in 250 milliliter (mL) high density polyethylene (HDPE) bottles with a wide-mouth screw-cap. Sample bottles were filled and caps were securely fastened after sample collection. Each sample was labelled with a unique sample identification number, date, time and location of sampling, and the initials of the individual collecting the sample. A field notebook was used to record information regarding additional items such as quality assurance/ quality control (QA/QC), sample identifications, color, odor, turbidity, and other field parameters.

2.2.2 Decontamination Methods

Sample containers were new and used only once for each sample. Disposable equipment (e.g., gloves, tubing, etc.) was not reused, therefore; these items did not require decontamination.

All non-dedicated or non-disposable sampling equipment (i.e., the autosampler reservoir and dip rod) was decontaminated immediately before sample collection in the following manner:

- De-ionized water rinse;
- Scrub with de-ionized water containing non-phosphate detergent (i.e., Alconox®); and
- De-ionized water rinse.

If there was a delay between decontamination and sample collection, decontaminated sampling equipment was covered with PFAS-free plastic until it was ready for use.

2.2.3 Grab Sampling Methods

Grab samples were collected during the June 2019 and August 2019 events from locations where temporal variability over the course of one day was not expected. These locations include non-process wastewater and process wastewater samples and are identified in Table 2 and shown on Figure 2. Location 7B was also collected as a grab sample during the June 2019 event due to limited autosampler availability; it was collected as a composite sample for the August 2019 event and will be collected in this manner in the future. All grab samples were collected by directly filling the HDPE bottle with sample. Prior to grab sample collection, field parameters were measured using a flow through cell for all grab sample locations except Chemours Process Water samples at Locations 16, 17A, and 17B. These locations were not accessible by the sampling team and samples were collected by facility staff who were not equipped with field instruments.

2.2.4 Temporal Composite Sampling Methods

Temporal composite samples were collected during the June 2019 and August 2019 events from locations where variability was expected to potentially be significant within a short time frame (e.g., one day). These locations, identified in Table 2 and shown on Figure 2, include those within the Facility conveyance network and the intake and outfall locations, since these locations can have highly variable dissolved and suspended constituent loads over short time periods. Temporal composite samples were collected using a dedicated Teledyne 6712C autosampler equipped with a rain gauge, HDPE tubing, silicon tubing, and an HDPE sample reservoir. Field parameters were measured twice for temporal composite samples: once during composite sampling (collected directly from the water stream), and once after composite sampling (collected from the autosampler reservoir). At each location, autosamplers integrated water over a four-hour sample collection period.

2.2.5 Sample Shipping, Chain of Custody, and Holding Times

Upon sample collection, each labelled, containerized sample was placed into a plastic bag inside an insulated sample cooler with ice. Prior to shipment of the samples to the laboratory, a chain of custody (COC) form was completed by the field sample custodian. Sample locations, sample identification numbers, description of samples, number of samples collected, and specific laboratory analyses to be performed on the samples were

recorded on the COC form. The COC was signed by the field personnel relinquishing the samples to the courier and was signed by the laboratory upon receipt of the cooler.

2.2.6 Field QA/QC Samples

The following field QA/QC samples were collected and analyzed along with the June 2019 investigative samples:

- Two blind field duplicates;
- Two equipment blanks for the peristaltic pump and autosampler;
- One field blank; and
- One trip blank.

The following field QA/QC samples were collected and analyzed along with the August 2019 investigative samples:

- Two blind field duplicates;
- Three equipment blanks for the dip rod, peristaltic pump, and autosampler;
- One field blank; and
- One trip blank.

2.2.7 Documentation

The project field team kept a daily record of field activities during the execution of field work including sampling notes and observations, instrument calibration records, measured field parameters, sample COC, and shipping records.

2.3 Laboratory Methods

2.3.1 Analytical Methods

Samples were analyzed for PFAS by the following methods:

- Table 3+ Laboratory Standard Operating Procedure (SOP); and
- EPA Method 537 Mod (Laboratory SOP).

PFAS reported under each of these methods are listed in Table 3.

2.3.2 Laboratory and Field QA/QC

Field sampling and laboratory analyses were performed in accordance with the PFAS Characterization Sampling Plan (Geosyntec, 2019a). Samples were collected by the field team and shipped to TestAmerica Sacramento (TestAmerica) under COC. Laboratory analyses were performed within the guidelines specified by the laboratory SOPs. The collection frequency of field duplicates, matrix spike / matrix spike duplicates (MS/MSD), trip blanks, and equipment blanks was largely in accordance with the PFAS Characterization Sampling Plan (Geosyntec, 2019a), and deviations, listed below, were acceptable since previous QA/QC samples have met criteria.

An equipment blank was not collected for the dip rod in the June 2019 event. Equipment blanks collected for the dip rod in the April 2019 event and the August 2019 event were non-detect for all PFAS except 2-(N-ethyl perfluoro-1-octanesulfonamido)-ethanol in the April 2019 event. This is discussed further in the first quarterly report (Geosyntec, 2019b).

3. RESULTS AND OBSERVATIONS

3.1 Data Quality

All data were reviewed using the Data Verification Module (DVM) within the Locus™ Environmental Information Management (EIM) system, which is a commercial software program used to manage data. Following the DVM process, a manual review of the data was conducted. The DVM and the manual review results were combined in a data review narrative report for each set of sample results which were consistent with Stage 2b of the EPA Guidance for Labelling Externally Validated Laboratory Analytical Data for Superfund Use (EPA-540-R-08-005 2009). The narrative report summarizes which samples were qualified (if any), the specific reasons for the qualification, and any potential bias in reported results. The data usability, in view of the project's data quality objectives (DQOs), was assessed and the data were entered into the EIM system.

The data were evaluated by the DVM against the following data usability checks:

- Hold time criteria;
- Field and laboratory blank contamination;
- Completeness of QA/QC samples;
- MS/MSD recoveries and the relative percent differences (RPDs) between these spikes;
- Laboratory control sample/control sample duplicate recoveries and the RPD between these spikes;
- Surrogate spike recoveries for organic analyses; and
- RPD between field duplicate sample pairs.

The manual review includes instrument-related QC results for calibration standards, blanks, and recoveries. The data review process (DVM plus manual review) applied the following data evaluation qualifiers to analysis results, as warranted:

- J – Analyte present. Reported value may not be accurate or precise;
- UJ – Analyte not detected. Reporting limit may not be accurate or precise;
- B – Analyte detected in a blank sample. Reported value may have high bias; and
- I – Value is estimated at maximum concentration.

The data review process described above was performed for all laboratory chemical analysis data generated for the sampling events. The DQOs were met for the analytical

results for accuracy and precision. The data collected are believed to be complete, representative, and comparable.

3.1.1 Data Management and Reporting

Chemours's Analytical Data Quality Management team currently uses the EIM system for management of analytical data, xyz Site coordinate data, and field parameter data. Validation and qualification of data are performed by AECOM who maintains the EIM system for the Chemours Fayetteville Site. Whitebooks consisting of the data review narratives and the laboratory analytical reports produced by AECOM summarize the findings of the DVM and manual review process.

3.1.2 QA/QC Samples

PFAS concentrations for all field QA/QC samples in the June 2019 and August 2019 events are reported in Tables 4A and 4B, respectively. The following observations were noted for the QA/QC samples:

- The RPD for field duplicate pairs in the June 2019 event was less than 20% for all PFAS, except for Byproduct 4, PFOA, and PFOS at Location 24A, which had 74% RPD, 22% RPD, and 55% RPD, respectively. The reported result for these three analytes in the duplicate pair at Location 24A may be imprecise and were J qualified.
- No PFAS were detected above the associated reporting limits in the equipment blanks for the June 2019 event.
- No PFAS were detected above the associated reporting limits in the June 2019 Trip Blank.
- No PFAS were detected above the associated reporting limits in the June 2019 Field Blank.
- The RPD for the field duplicate pairs in the August 2019 event was less than 20% for all PFAS, except for Hexafluoropropylene oxide dimer acid (HFPO-DA) at Location 20, which had an RPD of 37%. The reported results for HFPO-DA in the duplicate pair at Location 20 may be imprecise and were J qualified.
- No PFAS were detected above the associated reporting limits in the equipment blanks for the August 2019 event, except for perfluoroundecanoic acid, detected

at the reporting limit (2 nanograms per liter, ng/L) in the equipment blank collected using the peristaltic pump. Since this detection was at the reporting limit, no qualification was needed.

- No PFAS were detected above the associated reporting limits in the August 2019 Trip Blank.
- No PFAS were detected above the associated reporting limits in the August 2019 Field Blank.

3.2 Investigative Sample Results

PFAS concentrations for all sample locations in the June 2019 and August 2019 events are provided in Tables 4A and 4B, respectively. Figure 3A presents HFPO-DA, 2,2-difluoro-2-(trifluoromethoxy) acetic acid (PFMOAA), and perfluoromethoxypropyl carboxylic acid (PMPA) concentrations for locations in the April 2019, June 2019 and August 2019 events that reach Outfall 002. Figure 3B presents the Total Table 3+ concentrations for locations in the April 2019, June 2019, and August 2019 events that reach Outfall 002. Figure 3C presents HFPO-DA, PFMOAA, and PMPA concentrations for locations in the April 2019 and June 2019 events where Chemours process wastewater is shipped offsite for disposal. Samples were not collected from these locations during the August 2019 event. Tables 5A and 5B provide the total daily precipitation in the area of the Facility at the times of sampling events discussed in this report. Reporting limits listed in Table 4A, Table 4B, Figure 3A, and Figure 3B are analytical reporting limits set by the laboratories.

Three supplementary sampling activities were also conducted in 2019 Quarter 2 and Quarter 3 related to Paragraph 11(c) of the Consent Order. These activities included a WWTP sampling event, a conveyance network sampling event, and an open channel to Outfall 002 sampling event. Data from these activities are provided in Appendix A. Field parameter data are provided in Appendix B. TestAmerica analytical reports and the data review narrative whitebooks are provided in Appendix D.

3.3 Reporting Limits

As noted in Quarterly Report #1, there were several PFAS compounds with elevated reporting limits in the April and June 2019 sample events. These samples were submitted to the laboratories for reanalysis of Table 3+ compounds at low-level analysis to achieve lower reporting limits. Table 1A and Figures 3A, 3B, and 3C reflect all re-issued results to date from the June 2019 event. The re-issued results from the April 2019 event are

provided in Appendix C and are also reflected on Figures 3A, 3B, and 3C. Any further re-issued results will be provided in subsequent quarterly reports.

3.4 Observations – June 2019 Event

The following observations were made for PFAS concentrations reported from the samples collected for the June 2019 event:

- Fourteen (14) PFAS were detected in the sample collected at Location 1, the intake water from the Cape Fear River, including HFPO-DA at 18 ng/L, which was slightly higher than what was reported during the April 2019 event. These 14 PFAS were generally observed in all other locations that derive water from the intake water.
- Similar to the April 2019 sampling event, the highest PFAS concentrations at the Facility were reported in samples collected at Locations 16, 17A, and 17B (Figure 3C). These locations are process wastewater that is taken offsite for disposal. Process wastewater at these sample locations does not reach Outfall 002.
- Similar to the April 2019 sampling event, the June samples collected from the non-process wastewater only Locations (6A, 6B, 24A, 24B, and 24C) contained low levels of HFPO-DA (ranging from 10 to 66 ng/L) and non-detect values below the 5 ng/L reporting limit for PFMOA. PMPA was detected at each location ranging from 14 ng/L to 30 ng/L, which is similar to the concentration detected at Location 1 (23 ng/L).
- Samples that contained both non-process wastewater and stormwater (Locations 7A, 9, 14, 15, and 21A) were generally detected at higher concentrations than the non-process wastewater only locations. HFPO-DA ranged from 22 to 77 ng/L, PFMOAA ranged from not detected (with reporting limits varying from 5 ng/L to 21 ng/L) to 12 ng/L, and PMPA ranged from not detected (with a reporting limit of 57 ng/L) to 33 ng/L.
- Locations 6A (non-process wastewater) and Locations 9, 15, and 21A (stormwater and non-process wastewater) had elevated HFPO-DA concentrations (40 to 77 ng/L) compared to the HFPO-DA concentration measured from the intake water at Location 1 (18 ng/L); all other Locations not containing process wastewater had HFPO-DA concentrations within 10 ng/L or lower than the intake water at Location 1 (Figure 3A).

- The sample collected from Location 23A, the manhole on the Terra Cotta pipe (Figure 3A), had lower HFPO-DA and PFMOAA concentrations than what was reported during the April 2019 event. The sample collected from Location 23A had concentrations of HFPO-DA at 170 ng/L (37% lower than April 2019) and PFMOAA at 320 ng/L (75% lower than April 2019). Conversely, PMPA was measured at 1,300 ng/L, which was an 86% increase from the April 2019 event. An analysis of four grab samples over time during the August 2019 event as described in the PFAS Characterization Sampling Plan (Geosyntec, 2019a) was conducted to assess this observation in more detail (see August 2019 event summary in Section 3.5 below).
- During the April 2019 event, PFMOAA was not detected above the reporting limit of 210 ng/L at Location 22, the influent to the WWTP, but was reported at 1,200 ng/L (J-qualified) at Location 8, the effluent of the WWTP. During the June 2019 event, the PFMOAA concentration at Location 22 was detected at 220 ng/L (J qualified); the PFMOAA concentration at Location 8 was not detected and was analyzed under the low-level analysis with a reporting limit of 21 ng/L. HFPO-DA and PMPA were also detected at higher concentrations in the sample collected at Location 22 than at Location 8 (Figure 3A). The supplemental WWTP sampling event during July 2019 was conducted to assess this observation in more detail (see Appendix A).
- The highest HFPO-DA concentration not related to process wastewater during the June 2019 event was in the sample collected at Location 9 (77 ng/L), at the Chemours Monomers IXM Non-Contact Cooling Water (NCCW) and stormwater discharge within the cooling water channel. This section of the channel receives stormwater from Vinyl Ethers South and Vinyl Ethers North and has some sediment present in the drainage ditch (Figure 3A), similar to Location 10, which had the highest reported HFPO-DA concentration in the April 2019 event and was dry during the June 2019 event. Supplemental sediment sampling and cooling water channel sampling activities were conducted in July 2019 to assess this observation in more detail (see Appendix A).
- The sample collected at Location 20 (Outfall 002) had detectable concentrations of HFPO-DA (50 ng/L), PFMOAA (48 ng/L), and PMPA (30 ng/L) (Figure 3A). The Location 20 HFPO-DA concentration (50 ng/L) was higher than the samples collected at the two streams of water that combined to form the total flow at Location 20: Location 7B, Open Channel after the WWTP (18 ng/L), and Location 15, Cooling Water Channel water before it joins the open channel to

Outfall 002 (45 ng/L). This is consistent with what was observed in the April 2019 event. The PMPA concentration at Location 20 was also higher than the concentrations of Locations 7B and 15, as well. PFMOAA was observed at a lower concentration at Location 20 (48 ng/L) than at Location 7B (69 ng/L). The drainage pathways from the DuPont areas had no observed flow during this dry event. A supplemental sampling activity was conducted in May 2019 to assess PFAS concentrations in the Open Channel to Outfall 002 in more detail (see Appendix A and summary below).

- Other PFAS concentrations were typically non-detect or detected at similar values to the intake water at Location 1 in samples collected at all locations in the June 2019 event, with the following general exceptions (Table 4A):
 - PFMOAA, perfluoroethoxypropyl carboxylic acid (PEPA), perfluorononanoic acid (PFNA), Byproduct 1 (PFESA-BP1), and Byproduct 2 (PFESA-BP2) were not detected in the sample collected from the intake water at Location 1 but were detected at three or more locations elsewhere on the site (Table 4A).
 - Multiple PFAS were detected in the water samples collected at Location 23A, the manhole at the Terra Cotta pipe, and 23B, the Kuraray laboratory process wastewater discharge, that were not detected at Location 1, the intake (Table 4A).
 - The water samples collected at Locations 7B, 8, 9, 20, 22, 23A, and 23B each had several PFAS concentrations that were greater than those reported at Location 1, the intake (Table 4A). Chemours conducted supplemental sampling activities in May 2019 and July 2019 to assess these detections (see Appendix A).
 - PFESA-BP1 was detected in elevated concentrations at Location 9 (2,300 ng/L; the Chemours Monomers IXM NCCW and stormwater discharge) and Location 15 (880 ng/L; combined NCCW and stormwater discharge from eastern portion of the facility), contributing to higher Total Table 3+ concentrations at both locations (Figure 3B, Table 4A). Location 9 is upstream of Location 15; the source of PFESA-BP1 observed during these two sampling events may be related.
 - Byproduct 5 was detected at elevated concentrations at the combined influent to the WWTP (Location 22; 13,000, J qualified) that were not

observed in upstream locations. The concentration of Byproduct 5 at Location 8, the effluent to the WWTP, was also elevated at 3,500 ng/L. The supplemental WWTP sampling event during July 2019 was conducted to assess this observation in more detail (see Appendix A).

3.5 Observations – August 2019 Event

The following observations were made for PFAS concentrations reported from the samples collected for the August 2019 event:

- Seventeen (17) PFAS were detected in the sample collected at Location 1, the intake water from the Cape Fear River, including HFPO-DA at 30 ng/L, which was higher than what was reported during the April 2019 and June 2019 events. These 17 PFAS were generally observed in all other locations that derive water from the intake water.
- Four grab samples were collected over four hours at one-hour intervals at Location 18, the process wastewater from the Kuraray area, to determine whether a temporal composite sample was needed to capture potential PFAS variation over time at this location. The variability between the four samples collected at Location 18 was most notable when comparing Sample 4 to the other three samples (Table 4B). Samples 1, 2, and 3 had some variability but generally had consistent concentrations within 50% of each other. PFAS concentrations measured within Sample 4 were consistently 2 to 10 times greater than the other three samples.
- The highest PFAS concentrations observed in the process discharge areas were generally reported in samples collected at Location 23A, the manhole at the Terra Cotta pipe (Figure 3A). Four grab samples were collected at hourly intervals, over four hours to determine whether a temporal composite sample was needed to capture potential PFAS variation over time at this location. All four samples had PFAS concentrations higher than those reported for samples collected at other locations. The samples collected from Location 23A have higher HFPO-DA concentrations than what was reported during the April 2019 and June 2019 events, and ranged from 11,000 to 25,000 ng/L (average: 16,000 ng/L). PFMOAA ranged from 1,200 to 1,600 ng/L (average: 1,300 ng/L) and PMPA ranged from not detected at the 110 ng/L reporting limit to 120 ng/L. Note that process wastewater from Locations 16, 17A, and 17B had the highest PFAS concentrations during the April 2019 and June 2019 events. These locations were

not analyzed as a part of the August 2019 work plan, as recommended in Quarterly Report #1 (Geosyntec, 2019b).

- The variability between the four grab samples collected over four hours at one-hour intervals at Location 23A was most notable when comparing Sample 1 to the other three samples (Table 4B). Samples 2, 3, and 4 generally had consistent concentrations within 25% of each other. PFAS concentrations measured within Sample 1 were generally over 50% less than the other three samples. All four samples collected at Location 23A in the August 2019 event had elevated HFPO-DA compared to the April and June 2019 events. HFPO-DA concentrations at this location are also discussed in Appendix A and are being further investigated.
- Similar to the April 2019 and June 2019 events, samples from most of the non-process wastewater only locations (6A, 6B, 24A, 24B, and 24C) contained low levels of HFPO-DA (ranging from 8.9 to 19 ng/L). PFMOAA and PMPA were analyzed at lower detection limits for the August 2019 event and were also observed at low levels. PFMOAA was only detected above the 5 ng/L reporting limit at Location 24A (11 ng/L). PMPA was detected at all non-process wastewater only locations and ranged from 16 ng/L to 37 ng/L (Figure 3A).
- Samples that contained both non-process wastewater and stormwater (Locations 7A, 9, 14, 15, and 21A) generally contained PFAS at higher concentrations than the non-process wastewater only locations. HFPO-DA ranged from 13 to 57 ng/L, PFMOAA ranged from 6.9 to 25 ng/L, and PMPA ranged from 23 ng/L to 53 ng/L (Figure 3A).
- Samples collected from Locations 9 and 21A had HFPO-DA concentrations more than 10 ng/L higher than the HFPO-DA concentration measured from the intake water at Location 1; all other samples collected at locations not containing process wastewater had HFPO-DA concentrations within 10 ng/L or lower than the intake water at Location 1 (Figure 3A).
- Consistent with observations during the April 2019 event, PFMOAA was detected at lower concentrations in the sample collected at Location 22 (36 ng/L, J qualified), the influent to the WWTP, than at Location 8 (20,000 ng/L), the effluent of the WWTP (Figure 3A). HFPO-DA and PMPA were also reported at lower concentrations at Location 22 than at Location 8. The supplemental WWTP sampling event during July 2019 was conducted to assess this observation in more

detail (see Appendix A). No sediment was observed in the sample collected at Location 8 in the August 2019 event.

- The elevated PFMOAA concentration observed at Location 8 in the August 2019 event (20,000 ng/L) is a significant increase compared to the April 2019 event (1,200 ng/L, J qualified) and the June 2019 event (non-detect above the 21 ng/L reporting limit). This elevated concentration is contributing to the elevated PFMOAA concentrations observed in samples collected from downstream locations (Location 7B: 1,100 ng/L; Location 20: 650 ng/L, J qualified). Chemours is tracking PFAS concentrations at Outfall 002 (Location 20) to monitor trends. Figures 4A, 4B, and 4C provide time trends for HFPO-DA, PFMOAA, and PMPA observed at Outfall 002 to-date in 2019. While further investigation and testing is necessary, at this time is believed that the possible cause of elevated PFMOAA observed at Outfall 001 may be linked to routine maintenance activities at the WWTP. In mid-August a clarifier was cleaned.
- Consistent with the April 2019 event, the highest HFPO-DA concentration observed within the conveyance network during the August 2019 event was in the sample collected at Location 10 (1,700 ng/L), a Chemours Monomers IXM Stormwater Discharge area. This section of the channel receives stormwater from roof drainage and has sediment present in the drainage ditch (Figure 3A). This location had insufficient water to collect a sample during the June 2019 event. Supplemental sediment sampling and cooling water channel sampling activities were conducted in July 2019 to assess this observation in more detail (see Appendix A).
- The sample collected at Location 20 (Outfall 002) had detectable concentrations of HFPO-DA (49 ng/L), PFMOAA (650 ng/L, J qualified), and PMPA (39 ng/L) (Figure 3A). Consistent with the April 2019 and June 2019 events, the Location 20 HFPO-DA concentration (49 ng/L) was higher than the samples collected at the three streams of water that combined to form the total flow at Location 20: Location 7B, Open Channel after the WWTP (42 ng/L); Location 12, drainage pathways from the DuPont Areas (17 ng/L); and Location 15, Cooling Water Channel water before it joins the open channel to Outfall 002 (43 ng/L). The PFOAA and PMPA concentrations at Location 20, however, were lower than the concentrations at Location 7B, and higher than the concentrations at Locations 12 and 15. A supplemental sampling activity was conducted in May 2019 to assess PFAS concentrations in the Open Channel to Outfall 002 in more detail (see Appendix A and summary below).

- Other PFAS concentrations were typically non-detect or detected at similar values to the intake water at Location 1 in samples collected at all locations in the August 2019 event, with the following general exceptions (Table 4B):
 - Byproduct 6, EVE Acid, Hydro-EVE Acid, PFNA, perfluoro(3,5,7,9-tetraoxadecanoic) acid (PFO4DA), and perfluor-3,5,7,9,11-pentaoxadecanoic acid (PFO5DA) were not detected in the intake water at Location 1 but were detected at three or more locations elsewhere on the site (Table 4B).
 - Multiple PFAS were detected at Location 23A, the manhole at the Terra Cotta pipe, that were not detected at the Location 1, the intake (Table 4B).
 - The water samples collected at Locations 7B, 8, 9, 10, 15, 20, 21A, 22, 23A, and 24C each had several PFAS concentrations that were greater than those reported at Location 1, the intake (Table 4B). Chemours conducted supplemental sampling activities in May 2019 and July 2019 to assess concentrations at these locations (see Appendix A for further details).
 - Location 7B and Location 20 had greater concentrations of PFO2HxA and Byproduct 5 than samples collected at these locations in the April and June 2019 events, contributing to greater Total Table 3+ concentrations at both locations (Figure 3B, Table 4B). Location 7B is upstream of Location 20; the source of PFO2HxA and Byproduct 5 observed during these two sampling events may be related.

3.6 Observations – Supplemental Sampling Activities

Refer to Appendix A for results related to the supplemental sampling activities conducted in Quarter 2 and Quarter 3.

4. SAMPLING PROGRAM STATUS

A description of activities planned for the next quarter and recommendations for updates to the sampling plan are provided below.

4.1 Activities Planned for Next Quarter

As described in the PFAS Characterization Sampling Plan (Geosyntec, 2019a), PFAS characterization samples will be collected from the Facility on a bimonthly basis. A sampling event occurred on October 9, 2019; data is currently pending. The next sampling event will occur during the first suitable storm event in December 2019. If there are no suitable storm events in the month of December, sampling will proceed and samples will be collected from locations that contain water reaching Outfall 002. Due to the temporal variability observed at Locations 18 and 23A, autosamplers that collect temporal composite samples will be used for future sampling events, pending autosampler availability ahead of the next scheduled sampling event. The next quarterly report will be submitted in January 2020 and will provide results for any Paragraph 11(c) samples described in Table 1 available at the time of reporting.

5. SUMMARY AND RECOMMENDATIONS

Pursuant to Consent Order Paragraph 11(c), Chemours conducted bimonthly characterization sampling activities in 2019 Quarter 3 and these results are presented in this report. Data from the June 2019 Paragraph 11(c) bimonthly sampling event that was pending when Quarterly Report #1 was submitted are included in this report.

Results for re-analysis of certain previously collected bimonthly samples using low-level analysis will be reported in subsequent reports, pending receipt of data.

The results from the June 2019 and August 2019 events indicate that the intake water contains PFAS and this water is distributed widely throughout the Facility. The highest concentrations of PFAS were in Chemours process water samples which are containerized and disposed of offsite. In samples collected from discharges that reach Outfall 002 (Location 23A, the manhole at the Terra Cotta pipe, and Location 8, the effluent of the WWTP) were also observed to have elevated PFAS. PFAS associated with the WWTP and connections to the WWTP are being further evaluated.

Supplemental sampling programs identified previously (Geosyntec 2019b) to further refine PFAS contributions to Outfall 002 were conducted and are discussed in Appendix A. Preliminary results suggest that sediments in the Conveyance Network may contribute PFAS mass to Outfall 002.

5.1 Recommendations

Based on the observations from the supplemental and the August bimonthly sampling programs, it is recommended that temporal composite samples are collected at Locations 18 and 23A in future sampling events.

The source of elevated PFAS observed at Outfall 001 (Location 8) in the August sampling may have been related to maintenance and cleaning of a clarifier in the WWTP. The Terra Cotta pipe feeds into the WWTP and samples collected from this pipe have been found to contain PFAS. Portions of the Terra Cotta pipe have been decommissioned and the remaining portions of the Terra Cotta Pipe will be decommissioned in 2020. Further evaluations into the PFAS related to the WWTP will be considered and a supplemental sampling program developed.

It is also recommended that future bimonthly sampling events involve sample collection at Location 8 approximately one hydraulic residence time (24 hours) after sample collection at Location 22 and other upstream locations.

Samples collected and analyzed from Locations 16, 17A, and 17B during the June 2019 event had elevated PFAS concentrations, which is consistent with observations during the April 2019 event and expected as these are Chemours process wastewaters that are transported offsite for disposal. The process wastewater at these locations does not enter the site drainage system, nor does it reach Outfall 002. Consistent with the recommendation made during the first quarterly report (Geosyntec, 2019b), future Paragraph 11(c) sample collection is not planned at these locations as part of Paragraph 11(c) sampling and reporting activities.

6. REFERENCES

Environmental Protection Agency (EPA), 2009. Guidance for Labelling Externally Validated Laboratory Analytical Data for Superfund Use. Office of Solid Waste and Emergency Response. OSWER No. 9200.1-85, EPA-540-R-08-005

Geosyntec, 2019a. PFAS Characterization Sampling Plan. May, 2019.

Geosyntec, 2019b. Characterization of PFAS in Process and Non-Process Wastewater and Stormwater: Quarterly Report #1. July, 2019.

Geosyntec, 2019c. Assessment of HFPO-DA and PFMOAA in Outfall 002 Discharge and Evaluation of Potential Control Options. August, 2019.

Geosyntec, 2019d. Observations of Elevated PFAS Concentrations at the Cape Fear River Intake and Outfall 002 Sample Locations in May and June 2019. August, 2019.

Tables

**TABLE 1
PARAGRAPH 11(b) PROPOSED SAMPLE LOCATION SUMMARY
Chemours Fayetteville Works, North Carolina**

Sample Number	Sample Location Description	Sampling Method	Sample Category			
			Intake/ Outfall	Process water	Non-process wastewater	Stormwater
1	Discharge point of excess river water (i.e., water drawn from the Cape Fear River, but not used as process water or NCCW) to characterize background levels of PFAS	Temporal Composite	Intake			
2	Kuraray northern leased area stormwater discharge	Temporal Composite				✓
3	Chemours PPA area stormwater discharge	Temporal Composite				✓
4	Combined stormwater discharge from Kuraray northern leased area and Chemours PPA area	Temporal Composite				✓
5	Kuraray southern leased area stormwater	Temporal Composite				✓
6A	Kuraray southern leased area NCCW discharge - Vacuum Condenser	Grab			✓	
6B	Kuraray southern leased area NCCW discharge - Resins Area	Grab			✓	
7A	Combined stormwater and NCCW discharge from western portion of the Facility	Temporal Composite			✓	✓
7B	Combined stormwater and NCCW discharge from western portion of the Facility and treated discharge from WWTP	Temporal Composite		✓	✓	✓
8	Outfall 001 treated non-Chemours process wastewater discharge to open channel to Outfall 002	Temporal Composite		✓	✓	
9	Chemours Monomers IXM NCCW and stormwater discharge including stormwater from Vinyl Ethers South and Vinyl Ethers North	Temporal Composite			✓	✓
10	Chemours Monomers IXM area stormwater discharge	Temporal Composite				✓
11	Stormwater discharge from portion of grassy field to north of decommissioned Chemours Teflon area	Temporal Composite				✓
12	DuPont area southern drainage ditch stormwater discharge and NCCW	Temporal Composite			✓	✓
13	DuPont area northern drainage ditch stormwater discharge and NCCW	Temporal Composite			✓	✓
14	DuPont area southeast stormwater and NCCW discharge	Temporal Composite			✓	✓
15	Combined stormwater and NCCW discharge from eastern portion of the Facility	Temporal Composite			✓	✓
16	Chemours Monomers IXM Area combined process wastewater	Grab		✓		
17A	Chemours PPA Area waste acid trailer	Grab		✓		
17B	Chemours PPA Area waste rinse water trailer	Grab		✓		
18	Kuraray process wastewater	Grab		✓		
19A	DuPont process wastewater, Plant 1	Grab		✓		
19B	DuPont process wastewater, Plant 2	Grab		✓		
20	Outfall 002 pipe to Cape Fear River upstream of sump	Temporal Composite	Outfall			
21A	Sediment Basin South	Grab			✓	✓
21B	Sediment Basin North	Grab			✓	✓
22	WWTP combined influent	Grab		✓	✓	
23A	Kuraray northern leased area combined process wastewater and NCCW; manhole on Terra Cotta Pipe	Grab		✓	✓	
23B	Kuraray laboratory process wastewater	Grab		✓		
24A	Chemours Monomers IXM Vinyl Ethers South NCCW	Grab			✓	
24B	Chemours Monomers IXM Line 3 and Line 4 Extruder NCCW	Grab			✓	
24C	Chemours Monomers IXM Water Return Header NCCW	Grab			✓	

Notes

Sample numbers refer to locations identified in Figure 2.
 Temporal composite samples to be integrated over 4 hours.
 IXM - ion exchange membrane
 NCCW - non-contact cooling water
 PFAS - per- and polyfluoroalkyl substances
 PPA - polymer processing aid
 WWTP - Wastewater treatment plant

TABLE 2
SUMMARY OF SAMPLES COLLECTED
Chemours Fayetteville Works, North Carolina

Sample Number	Sample Location Description	Sampling Method	Sample Category				Sample Collected									
			Intake/ Outfall	Process water	Non-process wastewater	Stormwater	2019				2020					
							April (Q2)	June (Q2)	August (Q3)	October (Q4)	December (Q4)	February (Q1)	April (Q2)	June (Q2)	August (Q3)	
1	Discharge point of excess river water (i.e., water drawn from the Cape Fear River, but not used as process water or NCCW) to characterize background levels of PFAS	Temporal Composite	Intake				✓	✓	✓							
2	Kuraray northern leased area stormwater discharge	Temporal Composite				✓	--	--	--							
3	Chemours PPA area stormwater discharge	Temporal Composite				✓	--	--	--							
4	Combined stormwater discharge from Kuraray northern leased area and Chemours PPA area	Temporal Composite				✓	--	--	--							
5	Kuraray southern leased area stormwater	Temporal Composite				✓	--	--	--							
6A	Kuraray southern leased area NCCW discharge - Vacuum Condenser	Grab			✓		✓	✓	✓							
6B	Kuraray southern leased area NCCW discharge - Resins Area	Grab			✓		✓	✓	✓							
7A	Combined stormwater and NCCW discharge from western portion of the Facility	Temporal Composite			✓	✓	✓	✓	✓							
7B	Combined stormwater and NCCW discharge from western portion of the Facility and treated discharge from WWTP	Grab/Temporal Composite*		✓	✓	✓	✓	✓	✓							
8	Outfall 001 treated non-Chemours process wastewater discharge to open channel to Outfall 002	Temporal Composite		✓	✓		✓	✓	✓							
9	Chemours Monomers IXM NCCW and stormwater discharge including stormwater from Vinyl Ethers South and Vinyl Ethers North	Temporal Composite			✓		✓	✓	✓							
10	Chemours Monomers IXM area stormwater discharge	Temporal Composite				✓	✓	--	✓							
11	Stormwater discharge from portion of grassy field to north of decommissioned Chemours Teflon area	Temporal Composite				✓	--	--	--							
12	DuPont area southern drainage ditch stormwater discharge and NCCW	Temporal Composite			✓		--	--	✓							
13	DuPont area northern drainage ditch stormwater discharge and NCCW	Temporal Composite			✓		--	--	--							
14	DuPont area southeast stormwater and NCCW discharge	Temporal Composite			✓		✓	✓	✓							
15	Combined stormwater and NCCW discharge from eastern portion of the Facility	Temporal Composite			✓		✓	✓	✓							
16	Chemours Monomers IXM Area combined process wastewater	Grab					✓	✓	--							
17A	Chemours PPA Area waste acid trailer	Grab			✓		✓	✓	--							
17B	Chemours PPA Area waste rinse water trailer	Grab			✓		✓	✓	--							
18	Kuraray process wastewater	Grab			✓		✓	✓	✓***							
19A	DuPont process wastewater, Plant 1	Grab			✓		✓	✓	✓							
19B	DuPont process wastewater, Plant 2	Grab			✓		✓	✓	✓							
20	Outfall 002 pipe to Cape Fear River upstream of sump	Temporal Composite	Outfall				✓	✓	✓							
21A	Sediment Basin South	Grab			✓		✓	✓	✓							
21B	Sediment Basin North	Grab			✓		✓	✓	✓							
22	WWTP combined influent	Grab			✓		--	--	--							
23A	Kuraray northern leased area combined process wastewater and NCCW; manhole on Terra Cotta Pipe	Grab			✓		✓	✓	✓***							
23B	Kuraray laboratory process wastewater	Grab			✓		--	✓	--							
24A	Chemours Monomers IXM Vinyl Ethers South NCCW	Grab			✓		✓	✓	✓							
24B	Chemours Monomers IXM Line 3 and Line 4 Extruder NCCW	Grab			✓		✓	✓	✓							
24C	Chemours Monomers IXM Water Return Header NCCW	Grab			✓		✓	✓	✓							

Notes

Samples collected on 24 April 2019 (April 2019 event), 27 June 2019 & 28 June 2019 (June 2019 event), and 21 August 2019 & 22 August 2019 (August 2019 event).

Sample numbers refer to locations identified in Figure 2.

All temporal composite samples were integrated over 4 hours

Locations 2, 3, 4, 5, 11, 12, and 13 were not sampled in 2019 Quarter 2 (Q2) because they had insufficient water to collect a sample.

Location 10 was not sampled during the June 2019 event because it had insufficient water to collect a sample.

Location 21B was not sampled in Q2 or Quarter 3 (Q3) because this sediment pond was not in use at the time of sampling.

Location 23B was added to the Sampling Plan after the April 2019 event. It was sampled during the June 2019 event but was not sampled during the August 2019 event because it had insufficient water to collect a sample.

Locations 2, 3, 4, 5, 11, and 13 were not sampled in Q3 because they had insufficient water to collect a sample.

Location 17A was not sampled in Q3 because it was removed from the work plan.

-- - sample not collected

* - Location 7B was collected as a grab sample for the April and June 2019 events due to limited autosampler availability. This location was collected as a temporal composite sample for the August 2019 event and will continue to be collected in this manner for future sampling events.

** - Locations 18 and 23A were collected as four grab samples over four hours during the August 2019 event to assess temporal variability at these locations.

IXM - ion exchange membrane

NCCW - non-contact cooling water

PFAS - per- and polyfluoroalkyl substances

PPA - polymer processing aid

WWTP - Wastewater treatment plant

TABLE 3
PFAS AND ASSOCIATED ANALYTICAL METHODS
Chemours Fayetteville Works, North Carolina

Analytical Method	Common Name	Chemical Name	CASN	Chemical Formula
Table 3+ Lab SOP	HFPO-DA*	Hexafluoropropylene oxide dimer acid	13252-13-6	C6HF11O3
	PFMOAA	Perfluoro-2-methoxyacetic acid	674-13-5	C3HF5O3
	PFO2HxA	Perfluoro(3,5-dioxahexanoic) acid	39492-88-1	C4HF7O4
	PFO3OA	Perfluoro(3,5,7-trioxaoctanoic) acid	39492-89-2	C5HF9O5
	PFO4DA	Perfluoro(3,5,7,9-tetraoxadecanoic) acid	39492-90-5	C6HF11O6
	PFO5DA	Perfluoro-3,5,7,9,11-pentaoxadodecanoic acid	39492-91-6	C7HF13O7
	PMPA	Perfluoromethoxypropyl carboxylic acid	13140-29-9	C4HF7O3
	PEPA	Perfluoroethoxypropyl carboxylic acid	267239-61-2	C5HF9O3
	PFESA-BP1	Byproduct 1	29311-67-9	C7HF13O5S
	PFESA-BP2	Byproduct 2	749836-20-2	C7H2F14O5S
	Byproduct 4	Byproduct 4	N/A	C7H2F12O6S
	Byproduct 5	Byproduct 5	N/A	C7H3F11O7S
	Byproduct 6	Byproduct 6	N/A	C6H2F12O4S
	NVHOS	Perfluoroethoxysulfonic acid	1132933-86-8	C4H2F8O4S
	EVE Acid	Perfluoroethoxypropionic acid	69087-46-3	C8HF13O4
	Hydro-EVE Acid	Perfluoroethoxyspropanoic acid	773804-62-9	C8H2F14O4
	R-EVE	R-EVE	N/A	C8H2F12O5
	PES	Perfluoroethoxyethanesulfonic acid	113507-82-7	C4HF9O4S
	PFECA B	Perfluoro-3,6-dioxaheptanoic acid	151772-58-6	C5HF9O4
PFECA-G	Perfluoro-4-isopropoxybutanoic acid	801212-59-9	C12H9F9O3S	
EPA Method 537 Mod	10:2 FTS	10:2-fluorotelomersulfonate acid	120226-60-0	C12H5F21O3
	8:2 FTS	8:2 fluorotelomersulfonic acid	39108-34-4	C10H5F17O3S
	4:2 FTS	4:2 fluorotelomersulfonic acid	757124-72-4	C6H5F9O3S
	NEtPFOSAE	2-(N-ethyl perfluoro-1-octanesulfonamido)-ethanol	1691-99-2	C8F17SO2N(C2H5)CH2CH2OH
	NMePFOSAE	2-(N-methyl perfluoro-1-octanesulfonamido)-ethanol	24448-09-7	C8F17SO2N(CH3)CH2CH2OH
	6:2 FTS	6:2 fluorotelomer sulfonate	27619-97-2	C8H5F13SO3
	ADONA	Ammonium 4,8-dioxa-3H-perfluorononanoate	958445-44-8	CF3O(CF2)3OCHFCF2COONH4
	NaDONA	Sodium 4,8-dioxa-3H-perfluorononanoate	EVS1361	CF3O(CF2)3OCHFCF2COONa
	NEtFOSAA	N-ethyl perfluorooctane sulfonamidoacetic acid	2991-50-6	C8F17SO2N(C2H5)CH2COOH
	NEtPFOSA	N-ethylperfluoro-1-octanesulfonamide	4151-50-2	C8F17SO2NHCH2CH3
	NMePFOSA	N-methyl perfluoro-1-octanesulfonamide	31506-32-8	C8F17SO2NHCH3
	NMeFOSAA	N-methyl perfluorooctane sulfonamidoacetic acid	2355-31-9	C8F17SO2N(CH3)CH2COOH
	PFBS	Perfluorobutane sulfonic acid	375-73-5	C4HF9SO
	PFBA	Perfluorobutanoic acid	375-22-4	C4HF7O2
	PFDS	Perfluorodecane sulfonic acid	335-77-3	C10HF21O3S
	PFDA	Perfluorodecanoic acid	335-76-2	C10HF19O2
	PFDOS	Perfluorododecane sulfonic acid	79780-39-5	C12HF25O3S
	PFDoA	Perfluorododecanoic acid	307-55-1	C12HF23O2
	PFHpS	Perfluoroheptane sulfonic acid	375-92-8	C7HF15O3S
	PFHpA	Perfluoroheptanoic acid	375-85-9	C7HF13O2
	PFHxDA	Perfluoroheptadecanoic acid	67905-19-5	C16HF31O2
	PFHxS	Perfluoroheptane sulfonic acid	355-46-4	C6HF13SO3
	PFHxA	Perfluoroheptanoic acid	307-24-4	C6HF11O2
	PFNS	Perfluorononanesulfonic acid	68259-12-1	C9HF19O3S
	PFNA	Perfluorononanoic acid	375-95-1	C9HF17O2
	PFODA	Perfluorooctadecanoic acid	16517-11-6	C18HF35O2
	PFOSA	Perfluorooctane sulfonamide	754-91-6	C8H2F17NO2S
	PFPeS	Perfluoropentane sulfonic acid	2706-91-4	C5HF11O3S
	PFPeA	Perfluoropentanoic acid	2706-90-3	C5HF9O2
	PFTeA	Perfluorotetradecanoic acid	376-06-7	C14HF27O2
	PFTriA	Perfluorotridecanoic acid	72629-94-8	C13HF25O2
	PFUnA	Perfluoroundecanoic acid	2058-94-8	C11HF21O2
	PFOA	Perfluorooctanoic acid	335-67-1	C8HF15O
	PFOS	Perfluorooctane sulfonic acid	1763-23-1	C8HF17SO3
F-53B Major	F-53B Major	73606-19-6	C8HCIF16O4S	
F-53B Minor	F-53B Minor	83329-89-9	C10HCIF20O4S	

Notes:

*Depending on the laboratory, HFPO-DA may also appear on the EPA Method 537 Mod analyte list

EPA - Environmental Protection Agency

PFAS - per- and polyfluoroalkyl substances

SOP - Standard Operating Procedure

TABLE 4A
ANALYTICAL RESULTS - JUNE 2019 EVENT
Chemours Fayetteville Works, North Carolina

Location ID	1	6A	6B	7A	7B
Field Sample ID	STW-LOC1-062819	STW-LOC-6A-062719	STW-LOC-6B-062719	STW-LOC7A-062819	STW-LOC7B-062719
Date Sampled	06/28/2019	06/27/2019	06/27/2019	06/28/2019	06/27/2019
Analytical Laboratory	TestAmerica	TestAmerica	TestAmerica	TestAmerica	TestAmerica
QA/QC	--	--	--	--	--
Table 3+ Lab SOP (ng/L)					
HFPO-DA (EPA Method 537 Mod)	18	66	24	22	18
PFMOAA	<5	<5 UJ	<5 UJ	<5	69
PFO2HxA	14	11 J	13 J	14	25
PFO3OA	2.5	<2 UJ	<2 UJ	2.2	10
PFO4DA	<2	<2 UJ	<2 UJ	<2	9.7
PFO5DA	<2	<2 UJ	<2 UJ	<2	24
PMPA	23	23 J	23 J	22	21
PEPA	<20	<20 UJ	<20 UJ	<20	<20
PFESA-BP1	<2	<2 UJ	<2 UJ	<2	<2
PFESA-BP2	<2	<2 UJ	<2 UJ	<2	120
Byproduct 4	2.8 J	7.9 J	13 J	3.4 J	73 J
Byproduct 5	<2	<2 UJ	<2 UJ	<2	490 J
Byproduct 6	<2	<2 UJ	<2 UJ	<2	2.2
NVHOS	<2	<2 UJ	<2 UJ	<2	9.2
EVE Acid	<2	<2 UJ	<2 UJ	<2	<2
Hydro-EVE Acid	<2	<2 UJ	<2 UJ	<2	<2
R-EVE	<2	4 J	5.8 J	<2	3.7 J
PES	<2	<2 UJ	<2 UJ	<2	<2
PFECA B	<2	<2 UJ	<2 UJ	<2	<2
PFECA-G	<2	<2 UJ	<2 UJ	<2	<2
Total Table 3+ Compounds*	60	110	79	64	870
Other PFAS (ng/L)					
10:2 Fluorotelomer sulfonate	<2	<2	<2	<2	<2
1H,1H,2H,2H-perfluorodecanesulfonate (8:2 FTS)	<20	<20	<20	<20	<20
1H,1H,2H,2H-perfluorohexanesulfonate (4:2 FTS)	<20	<20	<20	<20	<20
2-(N-ethyl perfluoro-1-octanesulfonamido)-ethanol	<2	<60	<60	<2	<2
2-(N-methyl perfluoro-1-octanesulfonamido)-ethanol	<2	<110	<110	<2	<2
6:2 Fluorotelomer sulfonate	<20	<20	<20	<20	<20
ADONA	<2.1	<2.1	<2.1	<2.1	<2.1
NaDONA	<2.1	<2.1	<2.1	<2.1	<2.1
N-ethyl perfluorooctane sulfonamidoacetic acid	<20	<20	<20	<20	<20
N-ethylperfluoro-1-octanesulfonamide	2.7	<37	<37	<2	<2
N-methyl perfluoro-1-octanesulfonamide	<2	<35	<35	<2	<2
N-methyl perfluorooctane sulfonamidoacetic acid	<20	<20	<20	<20	<20
Perfluorobutane Sulfonic Acid	3.7	3.6	3.6	3.6	3.4
Perfluorobutanoic Acid	8.3	11	9.2	8.8	8.9
Perfluorodecane Sulfonic Acid	<2	<2	<2	<2	<2
Perfluorodecanoic Acid	<2	<2	<2	<2	<2
Perfluorododecane sulfonic acid (PFDoS)	<2	<2	<2	<2	<2
Perfluorododecanoic Acid	<2	<2	<2	<2	<2
Perfluoroheptane sulfonic acid (PFHpS)	<2	<2	<2	<2	<2
Perfluoroheptanoic Acid	14	13	13	14	14
Perfluorohexadecanoic acid (PFHxDA)	<2	<2	<2	<2	<2
Perfluorohexane Sulfonic Acid	5	5.3	5.6	5.2	5.4
Perfluorohexanoic Acid	21	22	20	20	21
Perfluorononanesulfonic acid	<2	<2	<2	<2	<2
Perfluorononanoic Acid	<2	<2	<2	<2	<2
Perfluorooctadecanoic acid	<2	<2	<2	<2	<2
Perfluorooctane Sulfonamide	<2	<2	<2	<2	<2
Perfluoropentane sulfonic acid (PFPeS)	<2	<2	<2	<2	<2
Perfluoropentanoic Acid	17	18	17	19	18
Perfluorotetradecanoic Acid	<2	<2	<2	<2	<2
Perfluorotridecanoic Acid	<2	<2	<2	<2	<2
Perfluoroundecanoic Acid	<2	<2	<2	<2	<2
PFOA	8.5	8.3	9.6	9.4	8.9
PFOS	11	14	16	15	15

Notes:

- * - Total Table 3+ was calculated including J qualified data but not non-detect data. The total Table 3+ sum is rounded to two significant figures.
- Bold** - Analyte detected above associated reporting limit
- EPA - Environmental Protection Agency
- J - Analyte detected. Reported value may not be accurate or precise
- ND - No Table 3+ compounds were detected above their associated reporting limits.
- ng/L - nanograms per liter
- QA/QC - Quality assurance/ quality control
- SOP - standard operating procedure
- UJ - Analyte not detected. Reporting limit may not be accurate or precise.
- - No data reported
- < - Analyte not detected above associated reporting limit.

**TABLE 4A
ANALYTICAL RESULTS - JUNE 2019 EVENT
Chemours Fayetteville Works, North Carolina**

Location ID	7B	8	9	14	15	16
Field Sample ID	STW-LOC7B-062719-D	STW-LOC8-062819	STW-LOC9-062819	STW-LOC14-062819	STW-LOC15-062819	STW-LOC16-062819
Date Sampled	06/27/2019	06/28/2019	06/28/2019	06/28/2019	06/28/2019	6/28/2019
Analytical Laboratory	TestAmerica	TestAmerica	TestAmerica	TestAmerica	TestAmerica	TestAmerica
QA/QC	Field Duplicate	--	--	--	--	--
Table 3+ Lab SOP (ng/L)						
HFPO-DA (EPA Method 537 Mod)	18	100	77	22	45	250,000 J
PFMOAA	65	<21	<21	<5	12	350,000
PFO2HxA	25	360	20	15	16	310,000
PFO3OA	10	200	5.9	2.5	3.2	33,000
PFO4DA	10	210	<7.9	<2	<2	18,000
PFO5DA	26	520	<3.4	<2	<2	11,000 J
PMPA	19	<57	<57	22	25	520,000
PEPA	<20	34	<20	<20	<20	270,000
PFESA-BP1	2	37	2,300	<2	880	1,600,000
PFESA-BP2	130	2,600	120	<2	41	270,000
Byproduct 4	71 J	760	110	<2	80 J	17,000,000 J
Byproduct 5	470 J	3,500	190	2.1 J	250 J	1,700,000
Byproduct 6	2.3	49	<2	<2	<2	4,400
NVHOS	9.8	190	61	<2	23	75,000
EVE Acid	<2	<2.4	57	<2	22	580,000 J
Hydro-EVE Acid	<2	18	6.7	<2	3.6	120,000
R-EVE	<2	29 J	53	<2	33 J	4,100,000 J
PES	<2	<4.6	<4.6	<2	<2	<460
PFECA B	<2	<6	<6	<2	<2	<600
PFECA-G	<2	<4.1	<4.1	<2	<2	<410
Total Table 3+ Compounds*	860	8,600	3,000	64	1,400	27,000,000
Other PFAS (ng/L)						
10:2 Fluorotelomer sulfonate	<2	<2	<2	<2	<2	<18
1H,1H,2H,2H-perfluorodecanesulfonate (8:2 FTS)	<20	<20	<20	<20	<20	<180
1H,1H,2H,2H-perfluorohexanesulfonate (4:2 FTS)	<20	<20	<20	<20	<20	<480
2-(N-ethyl perfluoro-1-octanesulfonamido)-ethanol	<2	<6	<6	<2	<2	<600
2-(N-methyl perfluoro-1-octanesulfonamido)-ethanol	<2	<11	<11	<2	<2	<1,100
6:2 Fluorotelomer sulfonate	<20	<20	<20	<20	<20	<180
ADONA	<2.1	<2.1	<2.1	<2.1	<2.1	<18
NaDONA	<2.1	<2.1	<2.1	<2.1	<2.1	<18
N-ethyl perfluorooctane sulfonamidoacetic acid	<20	<20	<20	<20	<20	<180
N-ethylperfluoro-1-octanesulfonamide	<2	<3.7	<3.7	<2	3.1	<370
N-methyl perfluoro-1-octanesulfonamide	<2	<3.5	<3.5	<2	<2	<350
N-methyl perfluorooctane sulfonamidoacetic acid	<20	<20	<20	<20	<20	<290
Perfluorobutane Sulfonic Acid	3.7	4.3	3.7	5.7	3.7	<18
Perfluorobutanoic Acid	8.7	18	9.2	13	9.4	100,000 J
Perfluorodecane Sulfonic Acid	<2	<2	<2	<2	<2	<30
Perfluorodecanoic Acid	<2	<2	<2	<2	<2	84
Perfluorododecane sulfonic acid (PFDoS)	<2	<2	<2	<2	<2	<42
Perfluorododecanoic Acid	<2	<2	<2	<2	<2	<51
Perfluoroheptane sulfonic acid (PFHpS)	<2	<2	<2	<2	<2	<18
Perfluoroheptanoic Acid	15	16	13	24	14	8,200
Perfluoroheptadecanoic acid (PFHxDA)	<2	<2	<2	<2	<2	<82
Perfluorohexane Sulfonic Acid	5.5	4.7	5.5	7.9	5.7	<16
Perfluorohexanoic Acid	21	25	21	36	22	2,900
Perfluorononanesulfonic acid	<2	<2	<2	<2	<2	<15
Perfluorononanoic Acid	<2	4.8	2	2.3	<2	3,100
Perfluorooctadecanoic acid	<2	<2	<2	<2	<2	<43
Perfluorooctane Sulfonamide	<2	<2	<2	<2	<2	<32
Perfluoropentane sulfonic acid (PFPeS)	<2	<2	<2	<2	<2	<28
Perfluoropentanoic Acid	17	22	19	28	18	29,000
Perfluorotetradecanoic Acid	<2	<2	<2	<2	<2	<27
Perfluorotridecanoic Acid	<2	<2	<2	<2	<2	<120
Perfluoroundecanoic Acid	<2	<2	<2	<2	<2	460
PFOA	9.3	12	9.3	14	9.5	360
PFOS	16	2.9	15	22	15	<50

Notes:

* - Total Table 3+ was calculated including J qualified data but not non-detect data. The total Table 3+ sum is rounded to two significant figures.

Bold - Analyte detected above associated reporting limit

EPA - Environmental Protection Agency

J - Analyte detected. Reported value may not be accurate or precise

ND - No Table 3+ compounds were detected above their associated reporting limits.

ng/L - nanograms per liter

QA/QC - Quality assurance/ quality control

SOP - standard operating procedure

UJ - Analyte not detected. Reporting limit may not be accurate or precise.

-- - No data reported

< - Analyte not detected above associated reporting limit.

TABLE 4A
ANALYTICAL RESULTS - JUNE 2019 EVENT
Chemours Fayetteville Works, North Carolina

Location ID	17A	17B	18	19A
Field Sample ID	STW-LOC17A-062719	STW-LOC17B-062719	STW-LOC-18-062719	STW-LOC-19A-062719
Date Sampled	6/27/2019	6/27/2019	06/27/2019	06/27/2019
Analytical Laboratory	TestAmerica	TestAmerica	TestAmerica	TestAmerica
QA/QC			--	--
Table 3+ Lab SOP (ng/L)				
HFPO-DA (EPA Method 537 Mod)	820,000,000 J	370,000,000 J	4.1	4.5 J
PFMOAA	<210,000 UJ	<85,000 UJ	<5 UJ	<5 UJ
PFO2HxA	<81,000 UJ	<32,000 UJ	2.4 J	2.6 J
PFO3OA	<58,000 UJ	<23,000 UJ	<2 UJ	<2 UJ
PFO4DA	<79,000 UJ	<31,000 UJ	<2 UJ	<2 UJ
PFO5DA	<34,000 UJ	<13,000 UJ	<2 UJ	<2 UJ
PMPA	<570,000 UJ	<230,000 UJ	<10 UJ	<10 UJ
PEPA	<47,000 UJ	63,000 J	<20 UJ	<20 UJ
PFESA-BP1	<27,000 UJ	<11,000 UJ	<2 UJ	<2 UJ
PFESA-BP2	<30,000 UJ	<12,000 UJ	<2 UJ	<2 UJ
Byproduct 4	<160,000 UJ	<63,000 UJ	<2 UJ	<2 UJ
Byproduct 5	<58,000 UJ	<23,000 UJ	<2 UJ	<2 UJ
Byproduct 6	<15,000 UJ	<6,200 UJ	<2 UJ	<2 UJ
NVHOS	<54,000 UJ	<21,000 UJ	<2 UJ	<2 UJ
EVE Acid	<24,000 UJ	<9,700 UJ	<2 UJ	<2 UJ
Hydro-EVE Acid	<28,000 UJ	<11,000 UJ	<2 UJ	<2 UJ
R-EVE	<70,000 UJ	<28,000 UJ	<2 UJ	<2 UJ
PES	<46,000 UJ	<18,000 UJ	<2 UJ	<2 UJ
PFECA B	<60,000 UJ	<24,000 UJ	<2 UJ	<2 UJ
PFECA-G	<41,000 UJ	<16,000 UJ	<2 UJ	<2 UJ
Total Table 3+ Compounds*	820,000,000	370,000,000	6.5	7.1
Other PFAS (ng/L)				
10:2 Fluorotelomer sulfonate	<2,400,000 UJ	<1,900 UJ	<2	<2
1H,1H,2H,2H-perfluorodecanesulfonate (8:2 FTS)	<25,000,000 UJ	<20,000 UJ	<20	<20
1H,1H,2H,2H-perfluorohexanesulfonate (4:2 FTS)	<65,000,000 UJ	<52,000 UJ	<20	<20
2-(N-ethyl perfluoro-1-octanesulfonamido)-ethanol	<60,000 UJ	<24,000 UJ	<60	<60
2-(N-methyl perfluoro-1-octanesulfonamido)-ethanol	<110,000 UJ	<44,000 UJ	<110	<110
6:2 Fluorotelomer sulfonate	<25,000,000 UJ	<20,000 UJ	<20	<20 UJ
ADONA	<2,400,000 UJ	<1,900 UJ	<2.1	<2.1 UJ
NaDONA	<2,400,000 UJ	<1,900 UJ	<2.1	<2.1 UJ
N-ethyl perfluorooctane sulfonamidoacetic acid	<24,000,000 UJ	<19,000 UJ	<20	<20
N-ethylperfluoro-1-octanesulfonamide	60,000 J	<15,000 UJ	<37	<37
N-methyl perfluoro-1-octanesulfonamide	<35,000 UJ	<14,000 UJ	<35	<35
N-methyl perfluorooctane sulfonamidoacetic acid	<39,000,000 UJ	<31,000 UJ	<20	<20
Perfluorobutane Sulfonic Acid	<2,500,000 UJ	<2,000 UJ	<2	<2
Perfluorobutanoic Acid	<4,400,000 UJ	<3,500 UJ	<3.3	2.4 J
Perfluorodecane Sulfonic Acid	<4,000,000 UJ	<3,200 UJ	<2	<2
Perfluorodecanoic Acid	<3,900,000 UJ	73,000 J	<2	<2
Perfluorododecane sulfonic acid (PFDoS)	<5,600,000 UJ	<4,500 UJ	<2	<2
Perfluorododecanoic Acid	<6,900,000 UJ	<5,500 UJ	<2	<2
Perfluoroheptane sulfonic acid (PFHpS)	<2,400,000 UJ	<1,900 UJ	<2	<2
Perfluoroheptanoic Acid	<3,100,000 UJ	6,600 J	2.4	3.3 J
Perfluorohexadecanoic acid (PFHxDA)	<11,000,000 UJ	<8,900 UJ	<2 UJ	<2 UJ
Perfluorohexane Sulfonic Acid	4,000,000 J	<1,700 UJ	<2	<2
Perfluorohexanoic Acid	<7,300,000 UJ	6,700 J	3.5	6.1 J
Perfluorononanesulfonic acid	<2,000,000 UJ	<1,600 UJ	<2	<2
Perfluorononanoic Acid	<3,400,000 UJ	3,500 J	<2	<2
Perfluorooctadecanoic acid	<5,800,000 UJ	<4,600 UJ	<2 UJ	<2 UJ
Perfluorooctane Sulfonamide	<4,400,000 UJ	<3,500 UJ	<2	<2
Perfluoropentane sulfonic acid (PFPeS)	<3,800,000 UJ	<3,000 UJ	<2	<2
Perfluoropentanoic Acid	<6,100,000 UJ	28,000 J	3.6	5.3
Perfluorotetradecanoic Acid	<3,600,000 UJ	<2,900 UJ	<2	<2 UJ
Perfluorotridecanoic Acid	<16,000,000 UJ	<13,000 UJ	<2	<2
Perfluoroundecanoic Acid	<14,000,000 UJ	<11,000 UJ	<2	<2
PFOA	<11,000,000 UJ	1,300,000 J	<2	3.1 J
PFOS	<6,800,000 UJ	<5,400 UJ	<2	<2

Notes:

* - Total Table 3+ was calculated including J qualified data but not non-detect data. The total Table 3+ sum is rounded to two significant figures.

Bold - Analyte detected above associated reporting limit

EPA - Environmental Protection Agency

J - Analyte detected. Reported value may not be accurate or precise

ND - No Table 3+ compounds were detected above their associated reporting limits.

ng/L - nanograms per liter

QA/QC - Quality assurance/ quality control

SOP - standard operating procedure

UJ - Analyte not detected. Reporting limit may not be accurate or precise.

-- - No data reported

< - Analyte not detected above associated reporting limit.

TABLE 4A
ANALYTICAL RESULTS - JUNE 2019 EVENT
Chemours Fayetteville Works, North Carolina

Location ID	19B	20	21A	22	23A
Field Sample ID	STW-LOC-19B-062719	STW-LOC20-062819	STW-LOC-21A-062719	STW-LOC-22-062719	STW-LOC-23A-062719
Date Sampled	06/27/2019	06/28/2019	06/27/2019	06/27/2019	06/27/2019
Analytical Laboratory	TestAmerica	TestAmerica	TestAmerica	TestAmerica	TestAmerica
QA/QC	--	--	--	--	--
Table 3+ Lab SOP (ng/L)					
HFPO-DA (EPA Method 537 Mod)	9.6	50	40	130 J	170
PFMOAA	<5 UJ	48	12 J	220 J	320
PFO2HxA	3.1 J	28	15 J	540 J	240
PFO3OA	<2 UJ	9.3	2.9 J	27 J	87
PFO4DA	<2 UJ	8.7	<2 UJ	32 J	<79
PFO5DA	<2 UJ	20	<2 UJ	<6.7 UJ	<34 UJ
PMPA	<10 UJ	30	33 J	1,500 J	1,300
PEPA	<20 UJ	<20	<20 UJ	210 J	560
PFESA-BP1	<2 UJ	260	9.7 J	180 J	17,000
PFESA-BP2	21 J	110	2.2 J	150 J	740
Byproduct 4	<2 UJ	69 J	19 J	500 J	220
Byproduct 5	<2 UJ	390 J	11 J	13,000 J	2,900
Byproduct 6	<2 UJ	2	<2 UJ	23 J	19
NVHOS	<2 UJ	14	2.5 J	65 J	<54
EVE Acid	<2 UJ	7.3	<2 UJ	<4.9 UJ	110
Hydro-EVE Acid	<2 UJ	<2	<2 UJ	<5.6 UJ	28
R-EVE	<2 UJ	12 J	4.1 J	54 J	<70
PES	<2 UJ	<2	<2 UJ	<9.2 UJ	<46
PFECA B	<2 UJ	<2	<2 UJ	<12 UJ	<60
PFECA-G	<2 UJ	<2	<2 UJ	<8.2 UJ	<41
Total Table 3+ Compounds*	34	1,100	150	17,000	24,000
Other PFAS (ng/L)					
10:2 Fluorotelomer sulfonate	<2	<2	<2	<2	<2
1H,1H,2H,2H-perfluorodecanesulfonate (8:2 FTS)	<20	<20	<20	<20	<20
1H,1H,2H,2H-perfluorohexanesulfonate (4:2 FTS)	<20	<20	<20	<20	<20
2-(N-ethyl perfluoro-1-octanesulfonamido)-ethanol	<60	<2	<60	<60	<60
2-(N-methyl perfluoro-1-octanesulfonamido)-ethanol	<110	<2	<110	<110	<110
6:2 Fluorotelomer sulfonate	<20	<20	<20	<20	<20
ADONA	<2.1	<2.1	<2.1	<2.1 UJ	<2.1
NaDONA	<2.1	<2.1	<2.1	<2.1 UJ	<2.1
N-ethyl perfluorooctane sulfonamidoacetic acid	<20	<20	<20	<20	<20
N-ethylperfluoro-1-octanesulfonamide	<37	<2	<37	<37	<37
N-methyl perfluoro-1-octanesulfonamide	<35	<2	<35	<35	<35
N-methyl perfluorooctane sulfonamidoacetic acid	<20	<20	<20	<20	<20
Perfluorobutane Sulfonic Acid	<2	3.8	4	3.4	3.8
Perfluorobutanoic Acid	3	8.8	9.8	37 J	70
Perfluorodecane Sulfonic Acid	<2	<2	<2	<2	<2
Perfluorodecanoic Acid	<2	<2	<2	2.4	2.8
Perfluorododecane sulfonic acid (PFDoS)	<2	<2	<2	<2	<2
Perfluorododecanoic Acid	<2	<2	<2	<2	6.9
Perfluoroheptane sulfonic acid (PFHpS)	<2	<2	<2	<2	<2
Perfluoroheptanoic Acid	4	15	14	12	14
Perfluorohexadecanoic acid (PFHxDA)	<2 UJ	<2	<2	<2	42
Perfluorohexane Sulfonic Acid	<2	5.8	6.2	5.6	5.8
Perfluorohexanoic Acid	6.8	23	23	21 J	24
Perfluorononanesulfonic acid	<2	<2	<2	<2	<2
Perfluorononanoic Acid	<2	<2	<2	2.3	2.9
Perfluorooctadecanoic acid	<2 UJ	<2	<2	<2	21
Perfluorooctane Sulfonamide	<2	<2	<2	<2	<2
Perfluoropentane sulfonic acid (PFPeS)	<2	<2	<2	<2	<2
Perfluoropentanoic Acid	6	17	21	22 J	29
Perfluorotetradecanoic Acid	<2	<2	<2	<2	30
Perfluorotridecanoic Acid	<2	<2	<2	<2	16
Perfluoroundecanoic Acid	<2	<2	<2	<2	4.3
PFOA	3.1	9.3	9.8	9.8	30
PFOS	2.2	15	14	18	19

Notes:

- * - Total Table 3+ was calculated including J qualified data but not non-detect data. The total Table 3+ sum is rounded to two significant figures.
- Bold** - Analyte detected above associated reporting limit
- EPA - Environmental Protection Agency
- J - Analyte detected. Reported value may not be accurate or precise
- ND - No Table 3+ compounds were detected above their associated reporting limits.
- ng/L - nanograms per liter
- QA/QC - Quality assurance/ quality control
- SOP - standard operating procedure
- UJ - Analyte not detected. Reporting limit may not be accurate or precise.
- - No data reported
- < - Analyte not detected above associated reporting limit.

**TABLE 4A
ANALYTICAL RESULTS - JUNE 2019 EVENT
Chemours Fayetteville Works, North Carolina**

Location ID	23B	24A	24A	24B	24C
Field Sample ID	STW-LOC-23B-062719	STW-LOC-24A-062719	STW-LOC-24A-062719-D	STW-LOC24B-062719	STW-LOC24C-062719
Date Sampled	06/27/2019	06/27/2019	06/27/2019	06/27/2019	06/27/2019
Analytical Laboratory	TestAmerica	TestAmerica	TestAmerica	TestAmerica	TestAmerica
QA/QC	--	--	Field Duplicate	--	--
Table 3+ Lab SOP (ng/L)					
HFPO-DA (EPA Method 537 Mod)	3,200	26	26	10	16
PFMOAA	160 J	<5 UJ	<5 UJ	<5	<5
PFO2HxA	150 J	14 J	14 J	8.1	8.6
PFO3OA	67 J	2.1 J	2.3 J	<2	<2
PFO4DA	61 J	<2 UJ	<2 UJ	<2	<2
PFO5DA	77 J	<2 UJ	<2 UJ	<2	<2
PMPA	19,000 J	26 J	30 J	17	14
PEPA	8,500 J	<20 UJ	<20 UJ	<20	<20
PFESA-BP1	49 J	<2 UJ	2.2 J	77	3.5
PFESA-BP2	110 J	<2 UJ	<2.2 J	3.3	<2
Byproduct 4	580 J	9.6 J	4.4 J	<2	13 J
Byproduct 5	450 J	<2 UJ	<2 UJ	11 J	5.3 J
Byproduct 6	4.5 J	<2 UJ	<2 UJ	<2	<2
NVHOS	33 J	<2 UJ	2 J	<2	2
EVE Acid	5.1 J	<2 UJ	<2 UJ	<2	<2
Hydro-EVE Acid	21 J	<2 UJ	4.4 J	<2	<2
R-EVE	210 J	3.8 J	2.3 J	<2	3.9 J
PES	<9.2 UJ	<2 UJ	<2 UJ	<2	<2
PFECA B	<12 UJ	<2 UJ	<2 UJ	<2	<2
PFECA-G	<8.2 UJ	<2 UJ	<2 UJ	<2	<2
Total Table 3+ Compounds*	33,000	82	88	130	66
Other PFAS (ng/L)					
10:2 Fluorotelomer sulfonate	<3.5	<2	<2	<2	<2
1H,1H,2H,2H-perfluorodecanesulfonate (8:2 FTS)	<37	<20	<20	<20	<20
1H,1H,2H,2H-perfluorohexanesulfonate (4:2 FTS)	<20	<20	<20	<20	<20
2-(N-ethyl perfluoro-1-octanesulfonamido)-ethanol	<60	<60	<60	<2	<2
2-(N-methyl perfluoro-1-octanesulfonamido)-ethanol	<110	<110	<110	<2	<2
6:2 Fluorotelomer sulfonate	20 J	<20	<20	<20	<20
ADONA	<2.1	<2.1	<2.1	<2.1	<2.1
NaDONA	<2.1	<2.1	<2.1	<2.1	<2.1
N-ethyl perfluorooctane sulfonamidoacetic acid	<20	<20	<20	<20	<20
N-ethylperfluoro-1-octanesulfonamide	<37	<37	<37	2.9	2.3
N-methyl perfluoro-1-octanesulfonamide	<35	<35	<35	<2	<2
N-methyl perfluorooctane sulfonamidoacetic acid	<20	<20	<20	<20	<20
Perfluorobutane Sulfonic Acid	2.5	3.5	3.4	3.5	3.8
Perfluorobutanoic Acid	580	9.7	9.4	9.6	8
Perfluorodecane Sulfonic Acid	<2	<2	<2	<2	<2
Perfluorodecanoic Acid	<2	<2	2.2	<2	<2
Perfluorododecane sulfonic acid (PFDoS)	<2	<2	<2	<2	<2
Perfluorododecanoic Acid	<2	<2	<2	<2	<2
Perfluoroheptane sulfonic acid (PFHpS)	<2	<2	<2	<2	<2
Perfluoroheptanoic Acid	10	13	13	13	13
Perfluorohexadecanoic acid (PFHxDA)	<2 UJ	<2	<2	<2	<2
Perfluorohexane Sulfonic Acid	<2	5.3	6	5	5.1
Perfluorohexanoic Acid	12	21	21	19	21
Perfluorononanesulfonic acid	<2	<2	<2	<2	<2
Perfluorononanoic Acid	2.5	<2	2.7	<2	<2
Perfluorooctadecanoic acid	<2 UJ	<2	<2	<2	<2
Perfluorooctane Sulfonamide	<2	<2	<2	<2	<2
Perfluoropentane sulfonic acid (PFPeS)	<2	<2	<2	<2	<2
Perfluoropentanoic Acid	68	17	17	17	17
Perfluorotetradecanoic Acid	<2 UJ	<2	<2	<2	<2
Perfluorotridecanoic Acid	<2	<2	<2	<2	<2
Perfluoroundecanoic Acid	<2	<2	<2	<2	<2
PFOA	29	8.8 J	11 J	8.3	7.9
PFOS	5	17 J	30 J	14	15

Notes:

* - Total Table 3+ was calculated including J qualified data but not non-detect data. The total Table 3+ sum is rounded to two significant figures.

Bold - Analyte detected above associated reporting limit

EPA - Environmental Protection Agency

J - Analyte detected. Reported value may not be accurate or precise

ND - No Table 3+ compounds were detected above their associated reporting limits.

ng/L - nanograms per liter

QA/QC - Quality assurance/ quality control

SOP - standard operating procedure

UJ - Analyte not detected. Reporting limit may not be accurate or precise.

-- - No data reported

< - Analyte not detected above associated reporting limit.

TABLE 4A
ANALYTICAL RESULTS - JUNE 2019 EVENT
Chemours Fayetteville Works, North Carolina

Location ID	TBLK	EQBLK	EQBLK	FBLK
Field Sample ID	STW-TBLK-1	STW-EQBLK-1	STW-EQBLK-2	STW-LOC-FBLK-1
Date Sampled	06/28/2019	06/28/2019	06/27/2019	06/27/2019
Analytical Laboratory	TestAmerica	TestAmerica	TestAmerica	TestAmerica
QA/QC	Trip Blank	Equipment Blank	Equipment Blank	Field Blank
Table 3+ Lab SOP (ng/L)				
HFPO-DA (EPA Method 537 Mod)	<4	<4	<4	<4
PFMOAA	<5	<5	<5	<5
PFO2HxA	<2	<2	<2	<2
PFO3OA	<2	<2	<2	<2
PFO4DA	<2	<2	<2	<2
PFO5DA	<2	<2	<2	<2
PMPA	<10	<10	<10	<10
PEPA	<20	<20	<20	<20
PFESA-BP1	<2	<2	<2	<2
PFESA-BP2	<2	<2	<2	<2
Byproduct 4	<2	<2	<2	<2
Byproduct 5	<2	<2	<2	<2
Byproduct 6	<2	<2	<2	<2
NVHOS	<2	<2	<2	<2
EVE Acid	<2	<2	<2	<2
Hydro-EVE Acid	<2	<2	<2	<2
R-EVE	<2	<2	<2	<2
PES	<2	<2	<2	<2
PFECA B	<2	<2	<2	<2
PFECA-G	<2	<2	<2	<2
Total Table 3+ Compounds*	ND	ND	ND	ND
Other PFAS (ng/L)				
10:2 Fluorotelomer sulfonate	<2	<2	<2	<2
1H,1H,2H,2H-perfluorodecanesulfonate (8:2 FTS)	<20	<20	<20	<20
1H,1H,2H,2H-perfluorohexanesulfonate (4:2 FTS)	<20	<20	<20	<20
2-(N-ethyl perfluoro-1-octanesulfonamido)-ethanol	<2	<2	<2	<2
2-(N-methyl perfluoro-1-octanesulfonamido)-ethanol	<2	<2	<2	<2
6:2 Fluorotelomer sulfonate	<20	<20	<20	<20
ADONA	<2.1	<2.1	<2.1	<2.1
NaDONA	<2.1	<2.1	<2.1	<2.1
N-ethyl perfluorooctane sulfonamidoacetic acid	<20	<20	<20	<20
N-ethylperfluoro-1-octanesulfonamide	<2	<2	<2	<2
N-methyl perfluoro-1-octanesulfonamide	<2	<2	<2	<2
N-methyl perfluorooctane sulfonamidoacetic acid	<20	<20	<20	<20
Perfluorobutane Sulfonic Acid	<2	<2	<2	<2
Perfluorobutanoic Acid	<2	<2	<2	<2
Perfluorodecane Sulfonic Acid	<2	<2	<2	<2
Perfluorodecanoic Acid	<2	<2	<2	<2
Perfluorododecane sulfonic acid (PFDoS)	<2	<2	<2	<2
Perfluorododecanoic Acid	<2	<2	<2	<2
Perfluoroheptane sulfonic acid (PFHpS)	<2	<2	<2	<2
Perfluoroheptanoic Acid	<2	<2	<2	<2
Perfluorohexadecanoic acid (PFHxDA)	<2	<2	<2	<2
Perfluorohexane Sulfonic Acid	<2	<2	<2	<2
Perfluorohexanoic Acid	<2	<2	<2	<2
Perfluorononanesulfonic acid	<2	<2	<2	<2
Perfluorononanoic Acid	<2	<2	<2	<2
Perfluorooctadecanoic acid	<2	<2	<2	<2
Perfluorooctane Sulfonamide	<2	<2	<2	<2
Perfluoropentane sulfonic acid (PFPeS)	<2	<2	<2	<2
Perfluoropentanoic Acid	<2	<2	<2	<2
Perfluorotetradecanoic Acid	<2	<2	<2	<2
Perfluorotridecanoic Acid	<2	<2	<2	<2
Perfluoroundecanoic Acid	<2	<2	<2	<2
PFOA	<2	<2	<2	<2
PFOS	<2	<2	<2	<2

Notes:

* - Total Table 3+ was calculated including J qualified data but not non-detect data. The total Table 3+ sum is rounded to two significant figures.

Bold - Analyte detected above associated reporting limit

EPA - Environmental Protection Agency

J - Analyte detected. Reported value may not be accurate or precise

ND - No Table 3+ compounds were detected above their associated reporting limits.

ng/L - nanograms per liter

QA/QC - Quality assurance/ quality control

SOP - standard operating procedure

UJ - Analyte not detected. Reporting limit may not be accurate or precise.

-- - No data reported

< - Analyte not detected above associated reporting limit.

TABLE 4B
ANALYTICAL RESULTS - AUGUST 2019 EVENT
Chemours Fayetteville Works, North Carolina

Location ID	1	6A	6B	7A
Field Sample ID	STW-LOC1-082219	STW-LOC6A-082119	STW-LOC6B-082119	STW-LOC7A-082219
Date Sampled	8/22/2019	8/21/2019	8/21/2019	8/22/2019
Analytical Laboratory	TestAmerica	TestAmerica	TestAmerica	TestAmerica
QA/QC	--	--	--	--
Table 3+ SOP (ng/L)				
HFPO-DA (EPA Method 537 Mod)	30	19	17	13
PFMOAA	25	<5	<5	6.7
PFO2HxA	21	12	11	9.4
PFO3OA	3.3	<2	<2	<2
PFO4DA	<2	<2	<2	<2
PFO5DA	<2	<2	<2	<2
PMPA	37	27	37	23
PEPA	<20	<20	<20	<20
PFESA-BP1	<2	<2	<2	<2
PFESA-BP2	<2	<2	<2	<2
Byproduct 4	15 J	<2	12 J	11 J
Byproduct 5	11 J	5.1 J	2.5 J	3.1 J
Byproduct 6	<2	<2	<2	<2
NVHOS	5.1	5.3	4.4	4.5
EVE Acid	<2	<2	<2	<2
Hydro-EVE Acid	<2	<2	<2	<2
R-EVE	4 J	3.9	3.2 J	<2
PES	<2	<2	<2	<2
PFECA B	<2	<2	<2	<2
PFECA-G	<2	<2	<2	<2
Total Table 3+ Compounds*	150	72	87	71
Other PFAS (ng/L)				
10:2 Fluorotelomer sulfonate	<2	<2	<2	<2
1H,1H,2H,2H-perfluorodecanesulfonate (8:2 FTS)	<20	<20	<20	<20
1H,1H,2H,2H-perfluorohexanesulfonate (4:2 FTS)	<20	<20	<20	<20
2-(N-ethyl perfluoro-1-octanesulfonamido)-ethanol	<2	<2	<2	<2
2-(N-methyl perfluoro-1-octanesulfonamido)-ethanol	<4	<4	<4	<4
6:2 Fluorotelomer sulfonate	<20	<20	<20	<20
ADONA	<2.1	<2.1	<2.1	<2.1
NaDONA	<2.1	<2.1	<2.1	<2.1
N-ethyl perfluorooctane sulfonamidoacetic acid	<20	<20	<20	<20
N-ethylperfluoro-1-octanesulfonamide	<2	<2	<2	<2
N-methyl perfluoro-1-octanesulfonamide	<2	<2	<2	<2
N-methyl perfluorooctane sulfonamidoacetic acid	<20	<20	<20	<20
Perfluorobutane Sulfonic Acid	4	4.3	4.3	4.1
Perfluorobutanoic Acid	8.5	8.7	8.4	8.8
Perfluorodecane Sulfonic Acid	<2	<2	<2	<2
Perfluorodecanoic Acid	<2	<2	<2	<2
Perfluorododecane sulfonic acid (PFDoS)	<2	<2	<2	<2
Perfluorododecanoic Acid	<2	<2	<2	<2
Perfluoroheptane sulfonic acid (PFHpS)	<2	<2	<2	<2
Perfluoroheptanoic Acid	20	21	20	20
Perfluorohexadecanoic acid (PFHxDA)	<2	<2	<2	<2
Perfluorohexane Sulfonic Acid	5.6	6.5	5.8	6.1
Perfluorohexanoic Acid	26	27	27	26
Perfluorononanesulfonic acid	<2	<2	<2	<2
Perfluorononanoic Acid	<2	<2	<2	<2
Perfluorooctadecanoic acid	<2	<2	<2	<2
Perfluorooctane Sulfonamide	<2	<2	<2	<2
Perfluoropentane sulfonic acid (PFPeS)	<2	<2	<2	<2
Perfluoropentanoic Acid	26	27	26	26
Perfluorotetradecanoic Acid	<2	<2	<2	<2
Perfluorotridecanoic Acid	<2	<2	<2	<2
Perfluoroundecanoic Acid	<2	<2	<2	<2
PFOA	8.7	11	8.8	8.9
PFOS	12	18	15	15
F-53B Major	<2	<2	<2	<2
F-53B Minor	<2	<2	<2	<2

Notes:

* - Total Table 3+ was calculated including J qualified data but not non-detect data. The total Table 3+ sum is rounded to two significant figures.

Bold - Analyte detected above associated reporting limit

EPA - Environmental Protection Agency

J - Analyte detected. Reported value may not be accurate or precise

ND - No Table 3+ compounds were detected above their associated reporting limits.

ng/L - nanograms per liter

QA/QC - Quality assurance/ quality control

SOP - standard operating procedure

UJ - Analyte not detected. Reporting limit may not be accurate or precise.

-- - No data reported

< - Analyte not detected above associated reporting limit.

TABLE 4B
ANALYTICAL RESULTS - AUGUST 2019 EVENT
Chemours Fayetteville Works, North Carolina

Geosyntec Consultants of NC P.C.

Location ID	7B	8	9	10
Field Sample ID	STW-LOC7B-082219	STW-LOC8-082219	STW-LOC9-082219	STW-LOC10-082219
Date Sampled	8/22/2019	8/22/2019	8/22/2019	8/22/2019
Analytical Laboratory	TestAmerica	TestAmerica	TestAmerica	TestAmerica
QA/QC	--	--	--	--
Table 3+ SOP (ng/L)				
HFPO-DA (EPA Method 537 Mod)	42	460	55	1,700
PFMOAA	1,100	20,000	25 J	490 J
PFO2HxA	300	4,900	28	250
PFO3OA	100	1,700	5.9	88
PFO4DA	64	1,000	2.3	87
PFO5DA	35	480	<2	42
PMPA	45	160	48	180
PEPA	<20	72	<20	63
PFESA-BP1	6.9	58	86	380
PFESA-BP2	180	1,700	8	510
Byproduct 4	110 J	340	81 J	870
Byproduct 5	1,100 J	4,600	160 J	730 J
Byproduct 6	4.1	43	<2	23
NVHOS	48	530	11	460
EVE Acid	<2	<4.9	19	62
Hydro-EVE Acid	8.7	140	2.1	72
R-EVE	11 J	39 J	17 J	280 J
PES	<2	<9.2	<2	<2
PFECA B	<2	<12	<2	<2
PFECA-G	<2	<8.2	<2	<2
Total Table 3+ Compounds*	3,200	36,000	550	6,300
Other PFAS (ng/L)				
10:2 Fluorotelomer sulfonate	<2	<2	<2	<2
1H,1H,2H,2H-perfluorodecanesulfonate (8:2 FTS)	<20	<20	<20	<20
1H,1H,2H,2H-perfluorohexanesulfonate (4:2 FTS)	<20	<20	<20	<20
2-(N-ethyl perfluoro-1-octanesulfonamido)-ethanol	<2	<2	<2	<2
2-(N-methyl perfluoro-1-octanesulfonamido)-ethanol	<4	<4	<4	<4
6:2 Fluorotelomer sulfonate	<20	<20	41	<20
ADONA	<2.1	<2.1	<2.1	<2.1
NaDONA	<2.1	<2.1	<2.1	<2.1
N-ethyl perfluorooctane sulfonamidoacetic acid	<20	<20	<20	<20
N-ethylperfluoro-1-octanesulfonamide	<2	<2	<2	<2
N-methyl perfluoro-1-octanesulfonamide	<2	<2	<2	<2
N-methyl perfluorooctane sulfonamidoacetic acid	<20	<20	<20	<20
Perfluorobutane Sulfonic Acid	4	4.5	4.1	4.4
Perfluorobutanoic Acid	10	24	9.1	23
Perfluorodecane Sulfonic Acid	<2	<2	<2	<2
Perfluorodecanoic Acid	<2	<2	<2	<2
Perfluorododecane sulfonic acid (PFDoS)	<2	<2	<2	<2
Perfluorododecanoic Acid	<2	<2	<2	<2
Perfluoroheptane sulfonic acid (PFHpS)	<2	<2	<2	<2
Perfluoroheptanoic Acid	20	22	19	23
Perfluorohexadecanoic acid (PFHxDA)	<2	<2	<2	<2
Perfluorohexane Sulfonic Acid	5.7	4.6	6.1	6
Perfluorohexanoic Acid	26	31	26	29
Perfluorononanesulfonic acid	<2	<2	<2	<2
Perfluorononanoic Acid	<2	3.2	<2	2.5
Perfluorooctadecanoic acid	<2	<2	<2	<2
Perfluorooctane Sulfonamide	<2	<2	<2	<2
Perfluoropentane sulfonic acid (PFPeS)	<2	<2	<2	<2
Perfluoropentanoic Acid	27	39	27	47
Perfluorotetradecanoic Acid	<2	<2	<2	<2
Perfluorotridecanoic Acid	<2	<2	<2	<2
Perfluoroundecanoic Acid	<2	<2	<2	<2
PFOA	9.6	16	8.9	48
PFOS	14	2.7	15	15
F-53B Major	<2	<2	<2	<2
F-53B Minor	<2	<2	<2	<2

Notes:

* - Total Table 3+ was calculated including J qualified data but not non-detect data. The total Table 3+ sum is rounded to two significant figures.

Bold - Analyte detected above associated reporting limit

EPA - Environmental Protection Agency

J - Analyte detected. Reported value may not be accurate or precise

ND - No Table 3+ compounds were detected above their associated reporting limits.

ng/L - nanograms per liter

QA/QC - Quality assurance/ quality control

SOP - standard operating procedure

UJ - Analyte not detected. Reporting limit may not be accurate or precise.

-- - No data reported

< - Analyte not detected above associated reporting limit.

TABLE 4B
ANALYTICAL RESULTS - AUGUST 2019 EVENT
Chemours Fayetteville Works, North Carolina

Geosyntec Consultants of NC P.C.

Location ID	12	14	15	18
Field Sample ID	STW-LOC12-082219	STW-LOC14-082219	STW-LOC15-082219	STW-LOC18-082119-1
Date Sampled	8/22/2019	8/22/2019	8/22/2019	8/21/2019
Analytical Laboratory	TestAmerica	TestAmerica	TestAmerica	TestAmerica
QA/QC	--	--	--	--
Table 3+ SOP (ng/L)				
HFPO-DA (EPA Method 537 Mod)	17	14	43	7.1
PFMOAA	<5	<5	12	<5
PFO2HxA	14	14	22	2.2
PFO3OA	2.6	<2	5.3	<2
PFO4DA	<2	<2	2.2	<2
PFO5DA	<2	<2	<2	<2
PMPA	26	33	38	<10 UJ
PEPA	<20	<20	<20	<20
PFESA-BP1	<2	<2	92	<2
PFESA-BP2	<2	<2	8.2	<2
Byproduct 4	9.2 J	5 J	63 J	3.5 J
Byproduct 5	3 J	<2	140 J	<2
Byproduct 6	<2	<2	<2	<2
NVHOS	4.9	3.8	12	<2 UJ
EVE Acid	<2	<2	22	<2
Hydro-EVE Acid	<2	<2	2.1	<2
R-EVE	3.5 J	<2	15 J	<2
PES	<2	<2	<2	<2
PFECA B	<2	<2	<2	<2
PFECA-G	<2	<2	<2	<2
Total Table 3+ Compounds*	80	70	480	13
Other PFAS (ng/L)				
10:2 Fluorotelomer sulfonate	<2	<2	<2	<2
1H,1H,2H,2H-perfluorodecanesulfonate (8:2 FTS)	<20	<20	<20	<20
1H,1H,2H,2H-perfluorohexanesulfonate (4:2 FTS)	<20	<20	<20	<20
2-(N-ethyl perfluoro-1-octanesulfonamido)-ethanol	<2	<2	<2	<2
2-(N-methyl perfluoro-1-octanesulfonamido)-ethanol	<4	<4	<4	<4 UJ
6:2 Fluorotelomer sulfonate	<20	<20	<20	<20
ADONA	<2.1	<2.1	<2.1	<2.1
NaDONA	<2.1	<2.1	<2.1	<2.1
N-ethyl perfluorooctane sulfonamidoacetic acid	<20	<20	<20	<20
N-ethylperfluoro-1-octanesulfonamide	<2	<2	<2	<2
N-methyl perfluoro-1-octanesulfonamide	<2	<2	<2	<2
N-methyl perfluorooctane sulfonamidoacetic acid	<20	<20	<20	<20
Perfluorobutane Sulfonic Acid	6.5	4.2	4.1	<2
Perfluorobutanoic Acid	15	10	9.2	14 J
Perfluorodecane Sulfonic Acid	<2	<2	<2	<2
Perfluorodecanoic Acid	2	<2	<2	<2
Perfluorododecane sulfonic acid (PFDoS)	<2	<2	<2	<2
Perfluorododecanoic Acid	<2	<2	<2	<2
Perfluoroheptane sulfonic acid (PFHpS)	<2	<2	<2	<2
Perfluoroheptanoic Acid	33	21	20	5.1
Perfluorohexadecanoic acid (PFHxDA)	<2	<2	<2	<2 UJ
Perfluorohexane Sulfonic Acid	8.5	6.1	5.9	<2
Perfluorohexanoic Acid	37	27	26	5.2
Perfluorononanesulfonic acid	<2	<2	<2	<2
Perfluorononanoic Acid	2.9	<2	<2	<2
Perfluorooctadecanoic acid	<2	<2	<2	<2 UJ
Perfluorooctane Sulfonamide	<2	<2	<2	<2
Perfluoropentane sulfonic acid (PFPeS)	<2	<2	<2	<2
Perfluoropentanoic Acid	37	27	28	3.7 J
Perfluorotetradecanoic Acid	<2	<2	<2	<2
Perfluorotridecanoic Acid	<2	<2	<2	<2
Perfluoroundecanoic Acid	<2	<2	<2	<2
PFOA	16	10	9.4	2.8
PFOS	22	15	16	<2
F-53B Major	<2	<2	<2	<2
F-53B Minor	<2	<2	<2	<2

Notes:

* - Total Table 3+ was calculated including J qualified data but not non-detect data. The total Table 3+ sum is rounded to two significant figures.

Bold - Analyte detected above associated reporting limit

EPA - Environmental Protection Agency

J - Analyte detected. Reported value may not be accurate or precise

ND - No Table 3+ compounds were detected above their associated reporting limits.

ng/L - nanograms per liter

QA/QC - Quality assurance/ quality control

SOP - standard operating procedure

UJ - Analyte not detected. Reporting limit may not be accurate or precise.

-- - No data reported

< - Analyte not detected above associated reporting limit.

TABLE 4B
ANALYTICAL RESULTS - AUGUST 2019 EVENT
Chemours Fayetteville Works, North Carolina

Location ID	18	18	18	19A
Field Sample ID	STW-LOC18-082119-2	STW-LOC18-082119-3	STW-LOC18-082119-4	STW-LOC19A-082119
Date Sampled	8/21/2019	8/21/2019	8/21/2019	8/21/2019
Analytical Laboratory	TestAmerica	TestAmerica	TestAmerica	TestAmerica
QA/QC	--	--	--	--
Table 3+ SOP (ng/L)				
HFPO-DA (EPA Method 537 Mod)	11	7.6	120	18
PFMOAA	<5	<5	<5	<5
PFO2HxA	4.4	3.8	20	5.1
PFO3OA	<2	<2	5.1	<2
PFO4DA	<2	<2	3.2	<2
PFO5DA	<2	<2	<2	<2
PMPA	18	21	64 J	21
PEPA	<20	<20	26	<20
PFESA-BP1	2	<2	5	4.5
PFESA-BP2	<2	<2	6.4	<2
Byproduct 4	4.1 J	2.3 J	53 J	<2 UJ
Byproduct 5	<2	<2	22 J	<2
Byproduct 6	<2	<2	<2	<2
NVHOS	<2	4.4	6.4	<2
EVE Acid	<2	<2	<2	<2
Hydro-EVE Acid	<2	<2	2.3	<2
R-EVE	2.1 J	3.2 J	26 J	<2
PES	<2	<2	<2	<2
PFECA B	<2	<2	<2	<2
PFECA-G	<2	<2	<2	<2 UJ
Total Table 3+ Compounds*	42	42	360	49
Other PFAS (ng/L)				
10:2 Fluorotelomer sulfonate	<2	<2	<2	<2
1H,1H,2H,2H-perfluorodecanesulfonate (8:2 FTS)	<20	<20	<20	<20
1H,1H,2H,2H-perfluorohexanesulfonate (4:2 FTS)	<20	<20	<20	<20
2-(N-ethyl perfluoro-1-octanesulfonamido)-ethanol	<2	<2	<2	<2
2-(N-methyl perfluoro-1-octanesulfonamido)-ethanol	<4	<4	<4 UJ	<4
6:2 Fluorotelomer sulfonate	<20	<20	<20	<20
ADONA	<2.1	<2.1	<2.1	<2.1
NaDONA	<2.1	<2.1	<2.1	<2.1
N-ethyl perfluorooctane sulfonamidoacetic acid	<20	<20	<20	<20
N-ethylperfluoro-1-octanesulfonamide	<2	<2	<2	<2
N-methyl perfluoro-1-octanesulfonamide	<2	<2	<2	<2
N-methyl perfluorooctane sulfonamidoacetic acid	<20	<20	<20	<20
Perfluorobutane Sulfonic Acid	<2	<2	<2	<2
Perfluorobutanoic Acid	7.1 J	7.9	12 J	2.9
Perfluorodecane Sulfonic Acid	<2	<2	<2	<2
Perfluorodecanoic Acid	<2	<2	<2	<2
Perfluorododecane sulfonic acid (PFDoS)	<2	<2	<2	<2
Perfluorododecanoic Acid	<2	2	<2	<2
Perfluoroheptane sulfonic acid (PFHpS)	<2	<2	<2	<2
Perfluoroheptanoic Acid	9.2	8.9	6.3	5.1
Perfluorohexadecanoic acid (PFHxDA)	<2 UJ	<2 UJ	<2	<2 UJ
Perfluorohexane Sulfonic Acid	2.6	2.5	<2	<2
Perfluorohexanoic Acid	11	12	7.6	6.8
Perfluorononanesulfonic acid	<2	<2	<2	<2
Perfluorononanoic Acid	<2	<2	<2	<2
Perfluorooctadecanoic acid	<2 UJ	<2 UJ	<2	<2 UJ
Perfluorooctane Sulfonamide	<2	<2	<2	<2
Perfluoropentane sulfonic acid (PFPeS)	<2	<2	<2	<2
Perfluoropentanoic Acid	11	11	7.3	7.1
Perfluorotetradecanoic Acid	<2	<2	<2	<2
Perfluorotridecanoic Acid	<2	<2	<2	<2
Perfluoroundecanoic Acid	<2	<2	<2	<2
PFOA	5.4	5.1	4.2	3.7
PFOS	6.4	7.6	4.1	2.4
F-53B Major	<2	<2	<2	<2
F-53B Minor	<2	<2	<2	<2

Notes:

* - Total Table 3+ was calculated including J qualified data but not non-detect data. The total Table 3+ sum is rounded to two significant figures.

Bold - Analyte detected above associated reporting limit

EPA - Environmental Protection Agency

J - Analyte detected. Reported value may not be accurate or precise

ND - No Table 3+ compounds were detected above their associated reporting limits.

ng/L - nanograms per liter

QA/QC - Quality assurance/ quality control

SOP - standard operating procedure

UJ - Analyte not detected. Reporting limit may not be accurate or precise.

-- - No data reported

< - Analyte not detected above associated reporting limit.

TABLE 4B
ANALYTICAL RESULTS - AUGUST 2019 EVENT
Chemours Fayetteville Works, North Carolina

Geosyntec Consultants of NC P.C.

Location ID	19B	20	20	21A
Field Sample ID	STW-LOC19B-082119	STW-LOC20-082219	STW-LOC20-082219-D	STW-LOC21A-082119
Date Sampled	8/21/2019	8/22/2019	8/22/2019	8/21/2019
Analytical Laboratory	TestAmerica	TestAmerica	TestAmerica	TestAmerica
QA/QC	--	--	Field Duplicate	--
Table 3+ SOP (ng/L)				
HFPO-DA (EPA Method 537 Mod)	26	49 J	71 J	57
PFMOAA	<5	650 J	630	9.5 J
PFO2HxA	5.3	210 J	210	13
PFO3OA	<2	71	71	2.4
PFO4DA	<2	44	46	<2
PFO5DA	<2	19	22	2.2
PMPA	26	39	46	53
PEPA	<20	<20	<20	<20
PFESA-BP1	5	39	40	12
PFESA-BP2	2.6	70	67	4.9
Byproduct 4	<2	63 J	74 J	31 J
Byproduct 5	<2	540 J	640 J	25 J
Byproduct 6	<2	<2	<2	<2
NVHOS	3	28	28	33
EVE Acid	<2	8.6	8.3	<2
Hydro-EVE Acid	<2	6.4	6.3	3.8
R-EVE	<2	11 J	12 J	34 J
PES	<2	<2	<2	<2
PFECA B	<2	<2	<2	<2
PFECA-G	<2 UJ	<2	<2	<2
Total Table 3+ Compounds*	68	1,800	2,000	280
Other PFAS (ng/L)				
10:2 Fluorotelomer sulfonate	<2	<2	<2	<2
1H,1H,2H,2H-perfluorodecanesulfonate (8:2 FTS)	<20	<20	<20	<20
1H,1H,2H,2H-perfluorohexanesulfonate (4:2 FTS)	<20	<20	<20	<20
2-(N-ethyl perfluoro-1-octanesulfonamido)-ethanol	<2	<2	<2	<2
2-(N-methyl perfluoro-1-octanesulfonamido)-ethanol	<4	<4	<4	<4
6:2 Fluorotelomer sulfonate	<20	<20	<20	<20
ADONA	<2.1	<2.1	<2.1	<2.1
NaDONA	<2.1	<2.1	<2.1	<2.1
N-ethyl perfluorooctane sulfonamidoacetic acid	<20	<20	<20	<20
N-ethylperfluoro-1-octanesulfonamide	<2	<2	<2	<2
N-methyl perfluoro-1-octanesulfonamide	<2	<2	<2	<2
N-methyl perfluorooctane sulfonamidoacetic acid	<20	<20	<20	<20
Perfluorobutane Sulfonic Acid	<2	4.2	4.2	4.5
Perfluorobutanoic Acid	4.6	10	10	12
Perfluorodecane Sulfonic Acid	<2	<2	<2	<2
Perfluorodecanoic Acid	<2	<2	<2	<2
Perfluorododecane sulfonic acid (PFDoS)	<2	<2	<2	<2
Perfluorododecanoic Acid	<2	<2	<2	<2
Perfluoroheptane sulfonic acid (PFHpS)	<2	<2	<2	<2
Perfluoroheptanoic Acid	7.9	20	20	23
Perfluorohexadecanoic acid (PFHxDA)	<2 UJ	<2	<2	<2
Perfluorohexane Sulfonic Acid	<2	5.9	6.3	6
Perfluorohexanoic Acid	11	26	27	29
Perfluorononanesulfonic acid	<2	<2	<2	<2
Perfluorononanoic Acid	<2	<2	<2	<2
Perfluorooctadecanoic acid	<2 UJ	<2	<2	<2
Perfluorooctane Sulfonamide	<2	<2	<2	<2
Perfluoropentane sulfonic acid (PFPeS)	<2	<2	<2	<2
Perfluoropentanoic Acid	11	27	26	30
Perfluorotetradecanoic Acid	<2	<2	<2	<2
Perfluorotridecanoic Acid	<2	<2	<2	<2
Perfluoroundecanoic Acid	<2	<2	<2	<2
PFOA	30	10	9.5	10
PFOS	2.1	14	14	16
F-53B Major	<2	<2	<2	<2
F-53B Minor	<2	<2	<2	<2

Notes:

* - Total Table 3+ was calculated including J qualified data but not non-detect data. The total Table 3+ sum is rounded to two significant figures.

Bold - Analyte detected above associated reporting limit

EPA - Environmental Protection Agency

J - Analyte detected. Reported value may not be accurate or precise

ND - No Table 3+ compounds were detected above their associated reporting limits.

ng/L - nanograms per liter

QA/QC - Quality assurance/ quality control

SOP - standard operating procedure

UJ - Analyte not detected. Reporting limit may not be accurate or precise.

-- - No data reported

< - Analyte not detected above associated reporting limit.

TABLE 4B
ANALYTICAL RESULTS - AUGUST 2019 EVENT
Chemours Fayetteville Works, North Carolina

Geosyntec Consultants of NC P.C.

Location ID	22	23A	23A	23A
Field Sample ID	STW-LOC22-082119	STW-LOC23A-082119-1	STW-LOC23A-082119-2	STW-LOC23A-082119-3
Date Sampled	8/21/2019	8/21/2019	8/21/2019	8/21/2019
Analytical Laboratory	TestAmerica	TestAmerica	TestAmerica	TestAmerica
QA/QC	--	--	--	--
Table 3+ SOP (ng/L)				
HFPO-DA (EPA Method 537 Mod)	140	11,000	25,000	15,000
PFMOAA	36 J	1,200	1,300	1,600
PFO2HxA	45 J	280	350	390
PFO3OA	5.5	73	110	110
PFO4DA	6.5	26	48	46
PFO5DA	3.8 J	11	22	19
PMPA	20 J	82	120	<110
PEPA	<20	33	54	45
PFESA-BP1	47	4,500	12,000	12,000
PFESA-BP2	54	210	570	520
Byproduct 4	59 J	190	400	350
Byproduct 5	770 J	3,800	7,400	7,000
Byproduct 6	<2	2	3.3	3.5
NVHOS	13 J	49	100	94
EVE Acid	<2	52	150	130
Hydro-EVE Acid	3.9	23	61	52
R-EVE	7.5 J	16	25	27
PES	<2	<2.3	<9.2	<9.2
PFECA B	<2	<3	<12	<12
PFECA-G	<2 UJ	<2	<8.2	<8.2
Total Table 3+ Compounds*	1,200	22,000	48,000	37,000
Other PFAS (ng/L)				
10:2 Fluorotelomer sulfonate	<2	<2	<2	<2
1H,1H,2H,2H-perfluorodecanesulfonate (8:2 FTS)	<20	<20	<20	<20
1H,1H,2H,2H-perfluorohexanesulfonate (4:2 FTS)	<20	<51	<50	<52
2-(N-ethyl perfluoro-1-octanesulfonamido)-ethanol	<2	<3	<12	<12
2-(N-methyl perfluoro-1-octanesulfonamido)-ethanol	<4	<14	<13	<14
6:2 Fluorotelomer sulfonate	<20	<20	<20	<20
ADONA	<2.1	<2.1	<2.1	<2.1
NaDONA	<2.1	<2.1	<2.1	<2.1
N-ethyl perfluorooctane sulfonamidoacetic acid	<20	<20	<20	<20
N-ethylperfluoro-1-octanesulfonamide	<2	<2	<7.5	<7.5
N-methyl perfluoro-1-octanesulfonamide	<2	<2	<6.9	<6.9
N-methyl perfluorooctane sulfonamidoacetic acid	<20	<30	<30	<31
Perfluorobutane Sulfonic Acid	<2	3.5	3.7	3.5
Perfluorobutanoic Acid	5.4 J	55	54	51
Perfluorodecane Sulfonic Acid	<2	<3.1	<3.1	<3.2
Perfluorodecanoic Acid	<2	<3	<3	<3.1
Perfluorododecane sulfonic acid (PFDoS)	<2	<4.4	<4.3	<4.5
Perfluorododecanoic Acid	<2	<5.4	<5.3	<5.5
Perfluoroheptane sulfonic acid (PFHpS)	<2	<2	<2	<2
Perfluoroheptanoic Acid	6.7	24	25	26
Perfluorohexadecanoic acid (PFHxDA)	<2	<8.7	<8.6	<8.8
Perfluorohexane Sulfonic Acid	<2	6.2	6	6.1
Perfluorohexanoic Acid	6.9	26	26	24
Perfluorononanesulfonic acid	<2	<2	<2	<2
Perfluorononanoic Acid	<2	3.5	5.2	5
Perfluorooctadecanoic acid	<2	<4.5	<4.4	<4.6
Perfluorooctane Sulfonamide	<2	<3.4	<3.4	<3.5
Perfluoropentane sulfonic acid (PFPeS)	<2	<2.9	<2.9	<3
Perfluoropentanoic Acid	8	31	34	34
Perfluorotetradecanoic Acid	<2	<2.8	<2.8	<2.9
Perfluorotridecanoic Acid	<2	<13	<13	<13
Perfluoroundecanoic Acid	<2	<11	<11	<11
PFOA	7.5	290	460	380
PFOS	3.6	23	33	33
F-53B Major	<2	<2.4	<2.3	<2.4
F-53B Minor	<2	<3.1	<3.1	<3.2

Notes:

* - Total Table 3+ was calculated including J qualified data but not non-detect data. The total Table 3+ sum is rounded to two significant figures.

Bold - Analyte detected above associated reporting limit

EPA - Environmental Protection Agency

J - Analyte detected. Reported value may not be accurate or precise

ND - No Table 3+ compounds were detected above their associated reporting limits.

ng/L - nanograms per liter

QA/QC - Quality assurance/ quality control

SOP - standard operating procedure

UJ - Analyte not detected. Reporting limit may not be accurate or precise.

-- - No data reported

< - Analyte not detected above associated reporting limit.

TABLE 4B
ANALYTICAL RESULTS - AUGUST 2019 EVENT
Chemours Fayetteville Works, North Carolina

Geosyntec Consultants of NC P.C.

Location ID	23A	24A	24A	24B
Field Sample ID	STW-LOC23A-082119-4	STW-LOC24A-082119	STW-LOC24A-082119-D	STW-LOC24B-082119
Date Sampled	8/21/2019	8/21/2019	8/21/2019	8/21/2019
Analytical Laboratory	TestAmerica	TestAmerica	TestAmerica	TestAmerica
QA/QC	--	--	Field Duplicate	--
Table 3+ SOP (ng/L)				
HFPO-DA (EPA Method 537 Mod)	12,000	16	17	8.9
PFMOAA	1,200	11	12	<5
PFO2HxA	310	12	13	6.7
PFO3OA	92	<2	2.1	<2
PFO4DA	42	<2	<2	<2
PFO5DA	21 J	<2	<2	<2
PMPA	<110	26	28	16
PEPA	42	<20	<20	<20
PFESA-BP1	12,000	<2	<2	<2
PFESA-BP2	530	<2	<2	<2
Byproduct 4	350	9.7 J	11 J	5.3 J
Byproduct 5	7,000	4 J	4.2 J	2.4 J
Byproduct 6	3.1	<2	<2	<2
NVHOS	89	4.7	5.3	4.3
EVE Acid	130	<2	<2	<2
Hydro-EVE Acid	52	<2	<2	<2
R-EVE	23	4.5 J	3.9 J	2.2 J
PES	<9.2	<2	<2	<2
PFECA B	<12	<2	<2	<2
PFECA-G	<8.2	<2	<2	<2
Total Table 3+ Compounds*	34,000	88	97	46
Other PFAS (ng/L)				
10:2 Fluorotelomer sulfonate	<2	<2	<2	<2
1H,1H,2H,2H-perfluorodecanesulfonate (8:2 FTS)	<20	<20	<20	<20
1H,1H,2H,2H-perfluorohexanesulfonate (4:2 FTS)	<50	<20	<20	<20
2-(N-ethyl perfluoro-1-octanesulfonamido)-ethanol	<12	<2	<2	<2
2-(N-methyl perfluoro-1-octanesulfonamido)-ethanol	<13	<4	<4	<4
6:2 Fluorotelomer sulfonate	<20	<20	<20	<20
ADONA	<2.1	<2.1	<2.1	<2.1
NaDONA	<2.1	<2.1	<2.1	<2.1
N-ethyl perfluorooctane sulfonamidoacetic acid	<20	<20	<20	<20
N-ethylperfluoro-1-octanesulfonamide	<7.5	<2	<2	<2
N-methyl perfluoro-1-octanesulfonamide	<6.9	<2	<2	<2
N-methyl perfluorooctane sulfonamidoacetic acid	<30	<20	<20	<20
Perfluorobutane Sulfonic Acid	3.9	4.1	3.7	4.3
Perfluorobutanoic Acid	49	9.3	9	9.5
Perfluorodecane Sulfonic Acid	<3.1	<2	<2	<2
Perfluorodecanoic Acid	5.1	2.5	2	<2
Perfluorododecane sulfonic acid (PFDoS)	<4.3	<2	<2	<2
Perfluorododecanoic Acid	<5.3	<2	<2	<2
Perfluoroheptane sulfonic acid (PFHpS)	<2	<2	<2	<2
Perfluoroheptanoic Acid	23	19	18	21
Perfluorohexadecanoic acid (PFHxDA)	<8.5	<2	<2	<2
Perfluorohexane Sulfonic Acid	6.5	6	5.8	5.8
Perfluorohexanoic Acid	27	26	26	25
Perfluorononanesulfonic acid	<2	<2	<2	<2
Perfluorononanoic Acid	4.8	2.7	2.1	<2
Perfluorooctadecanoic acid	<4.4	<2	<2	<2
Perfluorooctane Sulfonamide	<3.3	<2	<2	<2
Perfluoropentane sulfonic acid (PFPeS)	<2.9	<2	<2	<2
Perfluoropentanoic Acid	32	25	27	25
Perfluorotetradecanoic Acid	<2.8	<2	<2	<2
Perfluorotridecanoic Acid	<12	<2	<2	<2
Perfluoroundecanoic Acid	<11	<2	<2	<2
PFOA	310	11	10	9.5
PFOS	32	27 J	22 J	16
F-53B Major	<2.3	<2	<2	<2
F-53B Minor	<3.1	<2	<2	<2

Notes:

* - Total Table 3+ was calculated including J qualified data but not non-detect data. The total Table 3+ sum is rounded to two significant figures.

Bold - Analyte detected above associated reporting limit

EPA - Environmental Protection Agency

J - Analyte detected. Reported value may not be accurate or precise

ND - No Table 3+ compounds were detected above their associated reporting limits.

ng/L - nanograms per liter

QA/QC - Quality assurance/ quality control

SOP - standard operating procedure

UJ - Analyte not detected. Reporting limit may not be accurate or precise.

-- - No data reported

< - Analyte not detected above associated reporting limit.

TABLE 4B
ANALYTICAL RESULTS - AUGUST 2019 EVENT
Chemours Fayetteville Works, North Carolina

Location ID	24C	TBLK	z_EQBLK	z_EQBLK
Field Sample ID	STW-LOC24C-082119	STW-TBLK-082219	STW-EB-01-082119	STW-EB-02-082119
Date Sampled	8/21/2019	8/22/2019	8/21/2019	8/21/2019
Analytical Laboratory	TestAmerica	TestAmerica	TestAmerica	TestAmerica
QA/QC	--	Trip Blank	Equipment Blank	Equipment Blank
Table 3+ SOP (ng/L)				
HFPO-DA (EPA Method 537 Mod)	13	<2	<2	<2
PFMOAA	<5	<5	<5	<5
PFO2HxA	7.6	<2	<2	<2
PFO3OA	<2	<2	<2	<2
PFO4DA	<2	<2	<2	<2
PFO5DA	<2	<2	<2	<2
PMPA	23	<10	<10	<10
PEPA	<20	<20	<20	<20
PFESA-BP1	21	<2	<2	<2
PFESA-BP2	3.3	<2	<2	<2
Byproduct 4	18 J	<2	<2	<2
Byproduct 5	53 J	<2	<2	<2
Byproduct 6	<2	<2	<2	<2
NVHOS	6.7	<2	<2	<2
EVE Acid	2.1	<2	<2	<2
Hydro-EVE Acid	<2	<2	<2	<2
R-EVE	5.4 J	<2	<2	<2
PES	<2	<2	<2	<2
PFECA B	<2	<2	<2	<2
PFECA-G	<2	<2	<2	<2
Total Table 3+ Compounds*	150	ND	ND	ND
Other PFAS (ng/L)				
10:2 Fluorotelomer sulfonate	<2	<2	<2	<2
1H,1H,2H,2H-perfluorodecanesulfonate (8:2 FTS)	<20	<20	<20	<20
1H,1H,2H,2H-perfluorohexanesulfonate (4:2 FTS)	<20	<20	<20	<20
2-(N-ethyl perfluoro-1-octanesulfonamido)-ethanol	<2	<2	<2	<2
2-(N-methyl perfluoro-1-octanesulfonamido)-ethanol	<4	<4	<4	<4
6:2 Fluorotelomer sulfonate	<20	<20	<20	<20
ADONA	<2.1	<2.1	<2.1	<2.1
NaDONA	<2.1	<2.1	<2.1	<2.1
N-ethyl perfluorooctane sulfonamidoacetic acid	<20	<20	<20	<20
N-ethylperfluoro-1-octanesulfonamide	<2	<2	<2	<2
N-methyl perfluoro-1-octanesulfonamide	<2	<2	<2	<2
N-methyl perfluorooctane sulfonamidoacetic acid	<20	<20	<20	<20
Perfluorobutane Sulfonic Acid	4.5	<2	<2	<2
Perfluorobutanoic Acid	8.4	<2	<2	<2
Perfluorodecane Sulfonic Acid	<2	<2	<2	<2
Perfluorodecanoic Acid	<2	<2	<2	<2
Perfluorododecane sulfonic acid (PFDoS)	<2	<2	<2	<2
Perfluorododecanoic Acid	<2	<2	<2	<2
Perfluoroheptane sulfonic acid (PFHpS)	<2	<2	<2	<2
Perfluoroheptanoic Acid	22	<2	<2	<2
Perfluorohexadecanoic acid (PFHxDA)	<2	<2	<2	<2
Perfluorohexane Sulfonic Acid	6.1	<2	<2	<2
Perfluorohexanoic Acid	27	<2	<2	<2
Perfluorononanesulfonic acid	<2	<2	<2	<2
Perfluorononanoic Acid	<2	<2	<2	<2
Perfluorooctadecanoic acid	<2	<2	<2	<2
Perfluorooctane Sulfonamide	<2	<2	<2	<2
Perfluoropentane sulfonic acid (PFPeS)	<2	<2	<2	<2
Perfluoropentanoic Acid	26	<2	<2	<2
Perfluorotetradecanoic Acid	<2	<2	<2	<2
Perfluorotridecanoic Acid	<2	<2	<2	<2
Perfluoroundecanoic Acid	<2	<2	<2	2
PFOA	9.8	<2	<2	<2
PFOS	13	<2	<2	<2
F-53B Major	<2	<2	<2	<2
F-53B Minor	<2	<2	<2	<2

Notes:

* - Total Table 3+ was calculated including J qualified data but not non-detect data. The total Table 3+ sum is rounded to two significant figures.

Bold - Analyte detected above associated reporting limit

EPA - Environmental Protection Agency

J - Analyte detected. Reported value may not be accurate or precise

ND - No Table 3+ compounds were detected above their associated reporting limits.

ng/L - nanograms per liter

QA/QC - Quality assurance/ quality control

SOP - standard operating procedure

UJ - Analyte not detected. Reporting limit may not be accurate or precise.

-- - No data reported

< - Analyte not detected above associated reporting limit.

TABLE 4B
ANALYTICAL RESULTS - AUGUST 2019 EVENT
Chemours Fayetteville Works, North Carolina

Location ID	z_EQBLK	z_FBLK
Field Sample ID	STW-EB-03-082119	STW-FB-082119
Date Sampled	8/21/2019	8/21/2019
Analytical Laboratory	TestAmerica	TestAmerica
QA/QC	Equipment Blank	Field Blank
Table 3+ SOP (ng/L)		
HFPO-DA (EPA Method 537 Mod)	<2	<2
PFMOAA	<5	<5
PFO2HxA	<2	<2
PFO3OA	<2	<2
PFO4DA	<2	<2
PFO5DA	<2	<2
PMPA	<10	<10
PEPA	<20	<20
PFESA-BP1	<2	<2
PFESA-BP2	<2	<2
Byproduct 4	<2	<2
Byproduct 5	<2	<2
Byproduct 6	<2	<2
NVHOS	<2	<2
EVE Acid	<2	<2
Hydro-EVE Acid	<2	<2
R-EVE	<2	<2
PES	<2	<2
PFECA B	<2	<2
PFECA-G	<2	<2
Total Table 3+ Compounds*	ND	ND
Other PFAS (ng/L)		
10:2 Fluorotelomer sulfonate	<2	<2
1H,1H,2H,2H-perfluorodecanesulfonate (8:2 FTS)	<20	<20
1H,1H,2H,2H-perfluorohexanesulfonate (4:2 FTS)	<20	<20
2-(N-ethyl perfluoro-1-octanesulfonamido)-ethanol	<2	<2
2-(N-methyl perfluoro-1-octanesulfonamido)-ethanol	<4	<4
6:2 Fluorotelomer sulfonate	<20	<20
ADONA	<2.1	<2.1
NaDONA	<2.1	<2.1
N-ethyl perfluorooctane sulfonamidoacetic acid	<20	<20
N-ethylperfluoro-1-octanesulfonamide	<2	<2
N-methyl perfluoro-1-octanesulfonamide	<2	<2
N-methyl perfluorooctane sulfonamidoacetic acid	<20	<20
Perfluorobutane Sulfonic Acid	<2	<2
Perfluorobutanoic Acid	<2	<2
Perfluorodecane Sulfonic Acid	<2	<2
Perfluorodecanoic Acid	<2	<2
Perfluorododecane sulfonic acid (PFDoS)	<2	<2
Perfluorododecanoic Acid	<2	<2
Perfluoroheptane sulfonic acid (PFHpS)	<2	<2
Perfluoroheptanoic Acid	<2	<2
Perfluorohexadecanoic acid (PFHxDA)	<2	<2
Perfluorohexane Sulfonic Acid	<2	<2
Perfluorohexanoic Acid	<2	<2
Perfluorononanesulfonic acid	<2	<2
Perfluorononanoic Acid	<2	<2
Perfluorooctadecanoic acid	<2	<2
Perfluorooctane Sulfonamide	<2	<2
Perfluoropentane sulfonic acid (PFPeS)	<2	<2
Perfluoropentanoic Acid	<2	<2
Perfluorotetradecanoic Acid	<2	<2
Perfluorotridecanoic Acid	<2	<2
Perfluoroundecanoic Acid	<2	<2
PFOA	<2	<2
PFOS	<2	<2
F-53B Major	<2	<2
F-53B Minor	<2	<2

Notes:

* - Total Table 3+ was calculated including J qualified data but not non-detect data. The total Table 3+ sum is rounded to two significant figures.

Bold - Analyte detected above associated reporting limit

EPA - Environmental Protection Agency

J - Analyte detected. Reported value may not be accurate or precise

ND - No Table 3+ compounds were detected above their associated reporting limits.

ng/L - nanograms per liter

QA/QC - Quality assurance/ quality control

SOP - standard operating procedure

UJ - Analyte not detected. Reporting limit may not be accurate or precise.

-- - No data reported

< - Analyte not detected above associated reporting limit.

TABLE 5A
TOTAL DAILY PRECIPITATION -
2019 QUARTER 2
Chemours Fayetteville Works, North Carolina

Date	Total Precipitation (inches)
4/1/2019	--
4/2/2019	1.0
4/3/2019	--
4/4/2019	--
4/5/2019	1.0
4/6/2019	--
4/7/2019	--
4/8/2019	--
4/9/2019	0.03
4/10/2019	--
4/11/2019	--
4/12/2019	1.1
4/13/2019	1.2
4/14/2019	0.23
4/15/2019	--
4/16/2019	--
4/17/2019	--
4/18/2019	--
4/19/2019	0.48
4/20/2019	--
4/21/2019	--
4/22/2019	--
4/23/2019	--
4/24/2019	--
4/25/2019	--
4/26/2019	0.05
4/27/2019	--
4/28/2019	--
4/29/2019	--
4/30/2019	--
5/1/2019	--
5/2/2019	--
5/3/2019	--
5/4/2019	0.16
5/5/2019	0.39
5/6/2019	--
5/7/2019	--
5/8/2019	--
5/9/2019	--
5/10/2019	--
5/11/2019	--
5/12/2019	0.13
5/13/2019	--
5/14/2019	--
5/15/2019	--
5/16/2019	--
5/17/2019	--

**TABLE 5A
TOTAL DAILY PRECIPITATION -
2019 QUARTER 2
Chemours Fayetteville Works, North Carolina**

Date	Total Precipitation (inches)
5/18/2019	--
5/19/2019	--
5/20/2019	0.24
5/21/2019	--
5/22/2019	--
5/23/2019	--
5/24/2019	--
5/25/2019	--
5/26/2019	--
5/27/2019	--
5/28/2019	--
5/29/2019	--
5/30/2019	--
5/31/2019	0.1
6/1/2019	--
6/2/2019	--
6/3/2019	--
6/4/2019	--
6/5/2019	0.8
6/6/2019	--
6/7/2019	--
6/8/2019	--
6/9/2019	2.2
6/10/2019	0.8
6/11/2019	0.1
6/12/2019	0.4
6/13/2019	--
6/14/2019	--
6/15/2019	--
6/16/2019	--
6/17/2019	--
6/18/2019	--
6/19/2019	--
6/20/2019	0.1
6/21/2019	--
6/22/2019	0.2
6/23/2019	--
6/24/2019	--
6/25/2019	--
6/26/2019	--
6/27/2019	--
6/28/2019	--
6/29/2019	--
6/30/2019	--

Notes:

Precipitation data obtained from USGS rain gauge at W.O. Huske Dam.

USGS - United States Geological Survey

-- - below USGS measurement threshold

72 hour period prior to sample collection date

Sample collection date

TABLE 5B
TOTAL DAILY PRECIPITATION -
2019 QUARTER 3
Chemours Fayetteville Works, North Carolina

Date	Total Precipitation (inches)
7/1/2019	--
7/2/2019	0.03
7/3/2019	--
7/4/2019	1.72
7/5/2019	--
7/6/2019	--
7/7/2019	--
7/8/2019	0.43
7/9/2019	--
7/10/2019	0.01
7/11/2019	--
7/12/2019	0.15
7/13/2019	--
7/14/2019	--
7/15/2019	--
7/16/2019	--
7/17/2019	--
7/18/2019	--
7/19/2019	--
7/20/2019	--
7/21/2019	--
7/22/2019	--
7/23/2019	0.6
7/24/2019	--
7/25/2019	--
7/26/2019	--
7/27/2019	--
7/28/2019	--
7/29/2019	--
7/30/2019	--
7/31/2019	--
8/1/2019	0.25
8/2/2019	0.41
8/3/2019	0.01
8/4/2019	0.24
8/5/2019	--
8/6/2019	--
8/7/2019	--
8/8/2019	--
8/9/2019	--
8/10/2019	--
8/11/2019	--
8/12/2019	--
8/13/2019	--
8/14/2019	1.01
8/15/2019	0.01

**TABLE 5B
TOTAL DAILY PRECIPITATION -
2019 QUARTER 3
Chemours Fayetteville Works, North Carolina**

Date	Total Precipitation (inches)
8/16/2019	1.9
8/17/2019	0.74
8/18/2019	0.01
8/19/2019	--
8/20/2019	--
8/21/2019	0.06
8/22/2019	--
8/23/2019	0.16
8/24/2019	0.38
8/25/2019	0.01
8/26/2019	--
8/27/2019	--
8/28/2019	--
8/29/2019	--
8/30/2019	--
8/31/2019	--
9/1/2019	--
9/2/2019	0.04
9/3/2019	--
9/4/2019	0.1
9/5/2019	3.82
9/6/2019	0.1
9/7/2019	--
9/8/2019	--
9/9/2019	--
9/10/2019	--
9/11/2019	--
9/12/2019	--
9/13/2019	--
9/14/2019	--
9/15/2019	--
9/16/2019	--
9/17/2019	--
9/18/2019	--
9/19/2019	--
9/20/2019	--
9/21/2019	--
9/22/2019	--
9/23/2019	--
9/24/2019	--
9/25/2019	--
9/26/2019	--
9/27/2019	--
9/28/2019	--
9/29/2019	--
9/30/2019	--

Notes:

Precipitation data obtained from USGS rain gauge at W.O. Huske Dam.

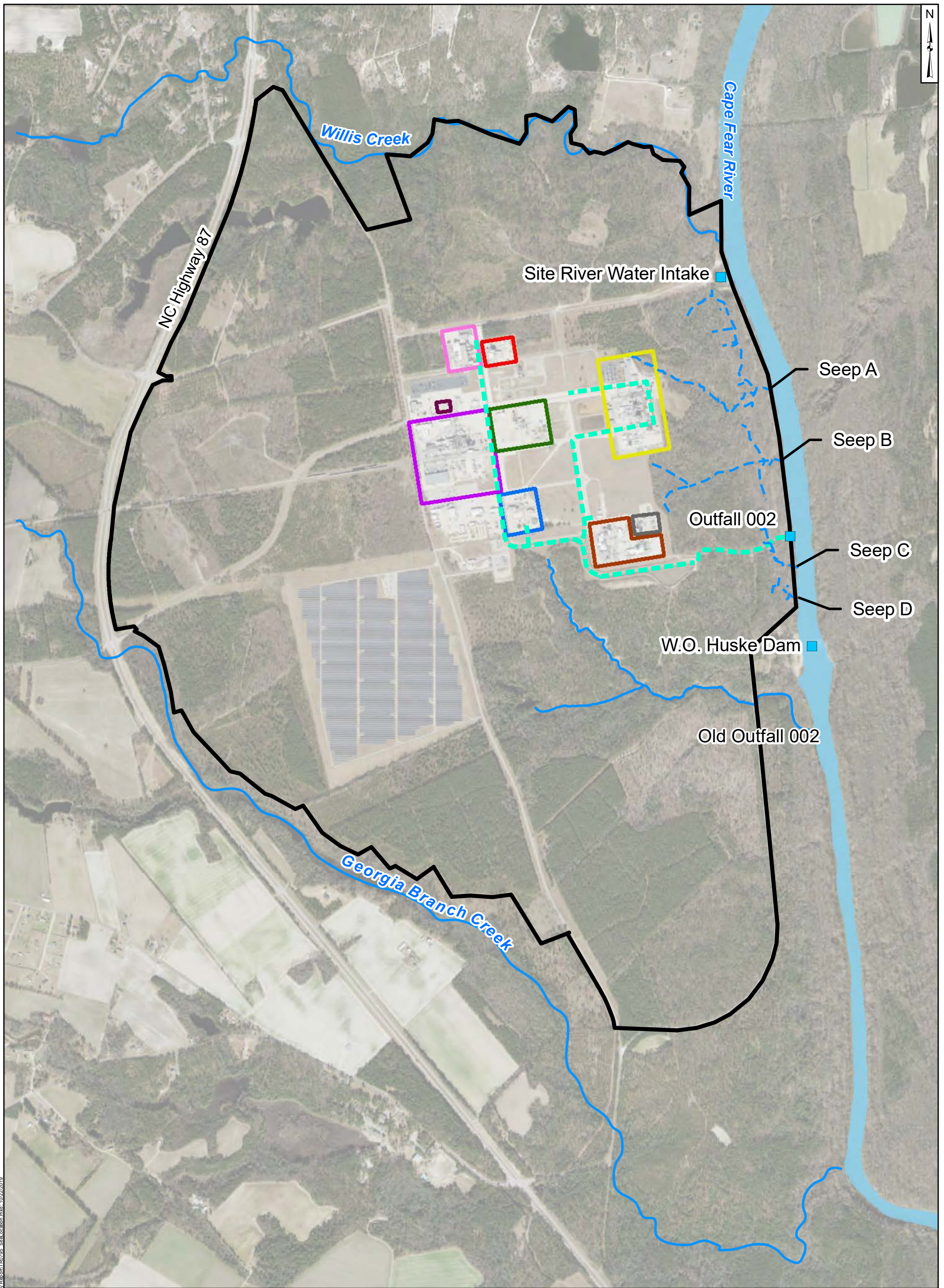
USGS - United States Geological Survey

-- - below USGS measurement threshold

72 hour period prior to sample collection date

Sample collection date

Figures



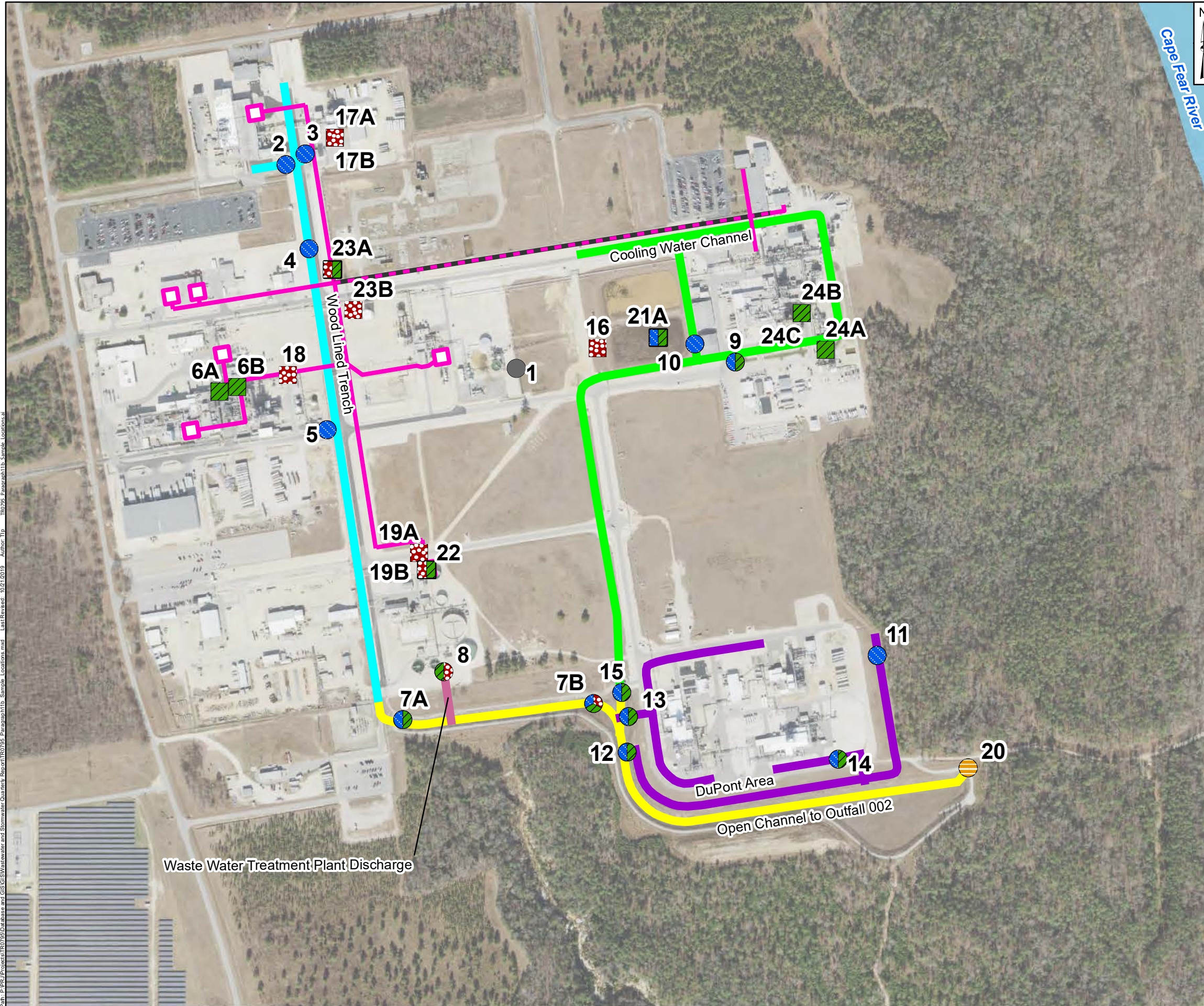
Path: P:\P\Projects\TR0795\GIS\Water\Water and Stormwater\Quantity_Report\TR0795_SiteLocation.mxd - 10/22/2019

Legend <ul style="list-style-type: none"> ■ Site Features Site Boundary — Nearby Tributary Observed Seep (Natural Drainage) Site Drainage Network 		Areas at Site <ul style="list-style-type: none"> Chemours Monomers IXM Chemours Polymer Processing Aid Area DuPont Polyvinyl Fluoride Leased Area Former DuPont PMDF Area Kuraray SentryGlas® Leased Area Kuraray Trosifol® Leased Area Wastewater Treatment Plant Power - Filtered and Demineralized Water Production Kuraray Laboratory 		<p>2,000 1,000 0 2,000 Feet</p>	
Site Location Map Chemours Fayetteville Works, North Carolina					
Geosyntec consultants		Geosyntec Consultants of NC, P.C. NC License No.: C 3500 and C 295			
Raleigh		October 2019			
			Figure 1		

Notes:
 1. The outline of the Cape Fear River shown on this figure is approximate (River outline based on compilation of open data sources from ArcGIS online service and North Carolina Department of Environmental Quality Online GIS - Major Hydro shapefile).
 2. Basemap sources: Esri, DigitalGlobe, GeoEye, Earthstar Geographics, CNES/Airbus DS, USDA, USGS, AeroGRID, IGN, and the GIS User Community

Path: P:\P\Projects\TR0725 Database and GIS\SWWastewater and Stormwater\Quarterly Report\TR0725 Paragraph11b_Sample Locations.mxd Author: TJP 10/09/2019 10:09:55 AM Paragraph11b_Sample Locations.mxd Last Revised: 10/21/2019

Projection: NAD 1983 StatePlane North Carolina FIPS 3200 Feet; Units in Foot US



Legend

- Temporal Composite Sample
- Grab Sample

Sample Location Category

- Outfall 002
- Intake
- Process wastewater
- Non-process wastewater
- Stormwater

Discharge Areas

- Wood Lined Trench
- Wastewater Treatment Plant Discharge
- Cooling Water Channel
- Open Channel to Outfall 002
- DuPont Area

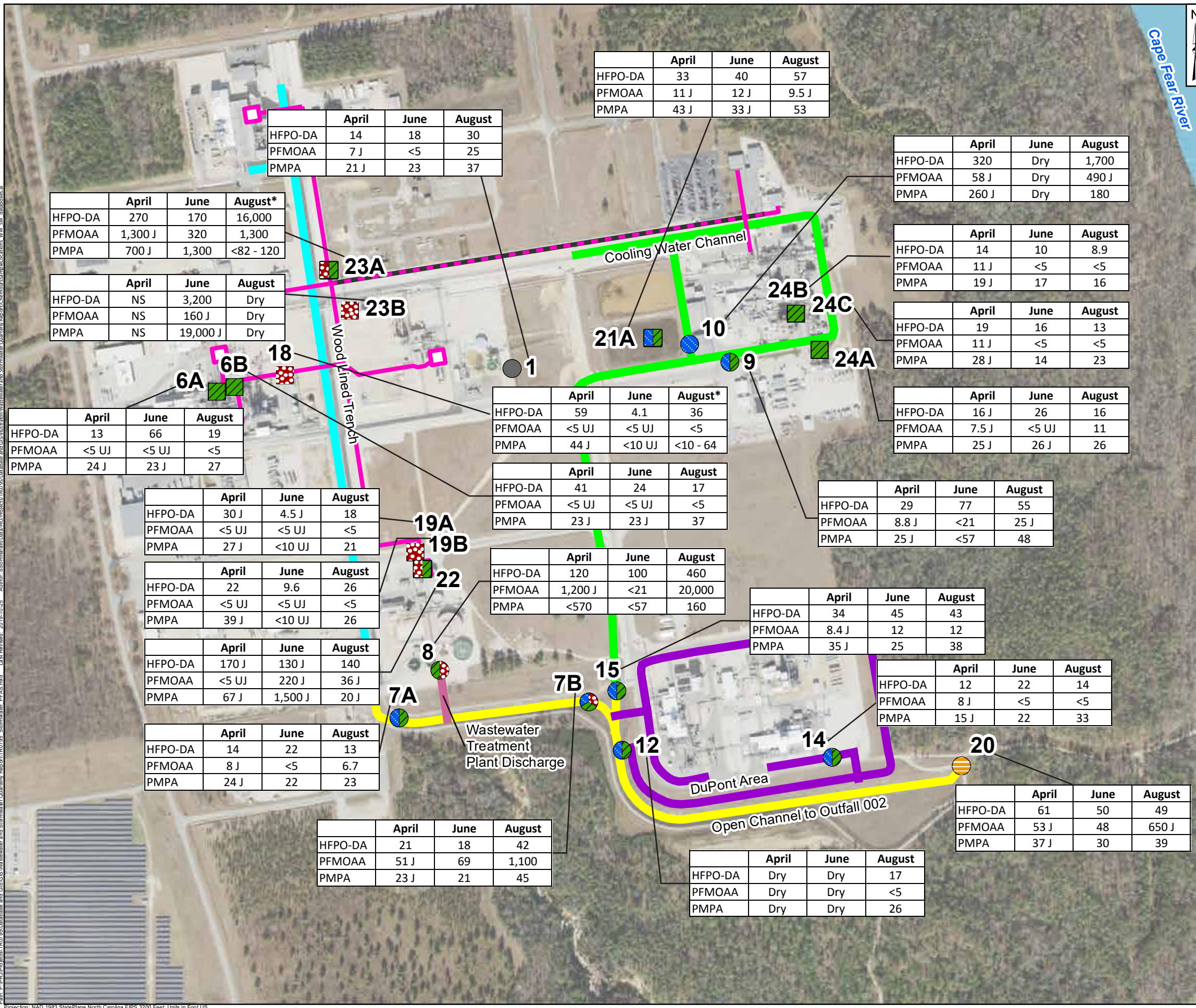
Other Connections

- Pipe Connection to Facility
- Terracotta Pipe and Piping Connected to Terracotta Pipe
- Grouted Pipe Section



Paragraph 11(b) Sample Locations
Chemours Fayetteville Works, North Carolina

Path: P:\P\Projects\TR07\GIS Database and GIS\GIS Water and Stormwater\Quarterly Report\Chemours Sample Locations_WW_SV.dbbrows.a
 Author: S\Somman\Date\2019\10\25
 Last Revised: 2019-10-25
 Stormwater: PFAS.mxd
 Report: TR0705 - Stormwater
 Projection: NAD 1983 StatePlane North Carolina FIPS 3200 Feet Units in Foot US



Legend

- Temporal Composite Sample
- Grab Sample

Sample Location Category

- Outfall 002
- Intake
- Process wastewater
- Non-process wastewater
- Stormwater

Ditch Types

- Wood Lined Trench
- Wastewater Treatment Plant Discharge
- Cooling Water Channel
- Open Channel to Outfall 002
- DuPont Area

Other Connections

- Pipe Connection to Facility
- Terracotta Pipe and Piping Connected to Terracotta Pipe
- Grouted Pipe Section

Notes:

ng/L - nanograms per liter
 J - estimated value
 UJ - estimated reporting limit
 Dry - Insufficient water to collect sample
 NS - not sampled; sample added to work plan after April sampling event
 HFPO-DA - Hexafluoropropylene oxide dimer acid
 PFMOAA - Perfluoro-2-methoxyacetic acid
 PMPA - Perfluoromethoxypropyl carboxylic acid

- See text for sample collection dates.
- All concentrations are in ng/L.
- Temporal composite samples collected over 4 hour interval.
- * - Samples collected in August 2019 at Locations 18 and 23A were collected and analyzed as four individual grab samples collected over four hours. Results presented here are the average result if the compound was detected in all four grab samples, otherwise, the result presented here is the range of results observed. Individual results are provided in Table 4B.

500 250 0 500 Feet

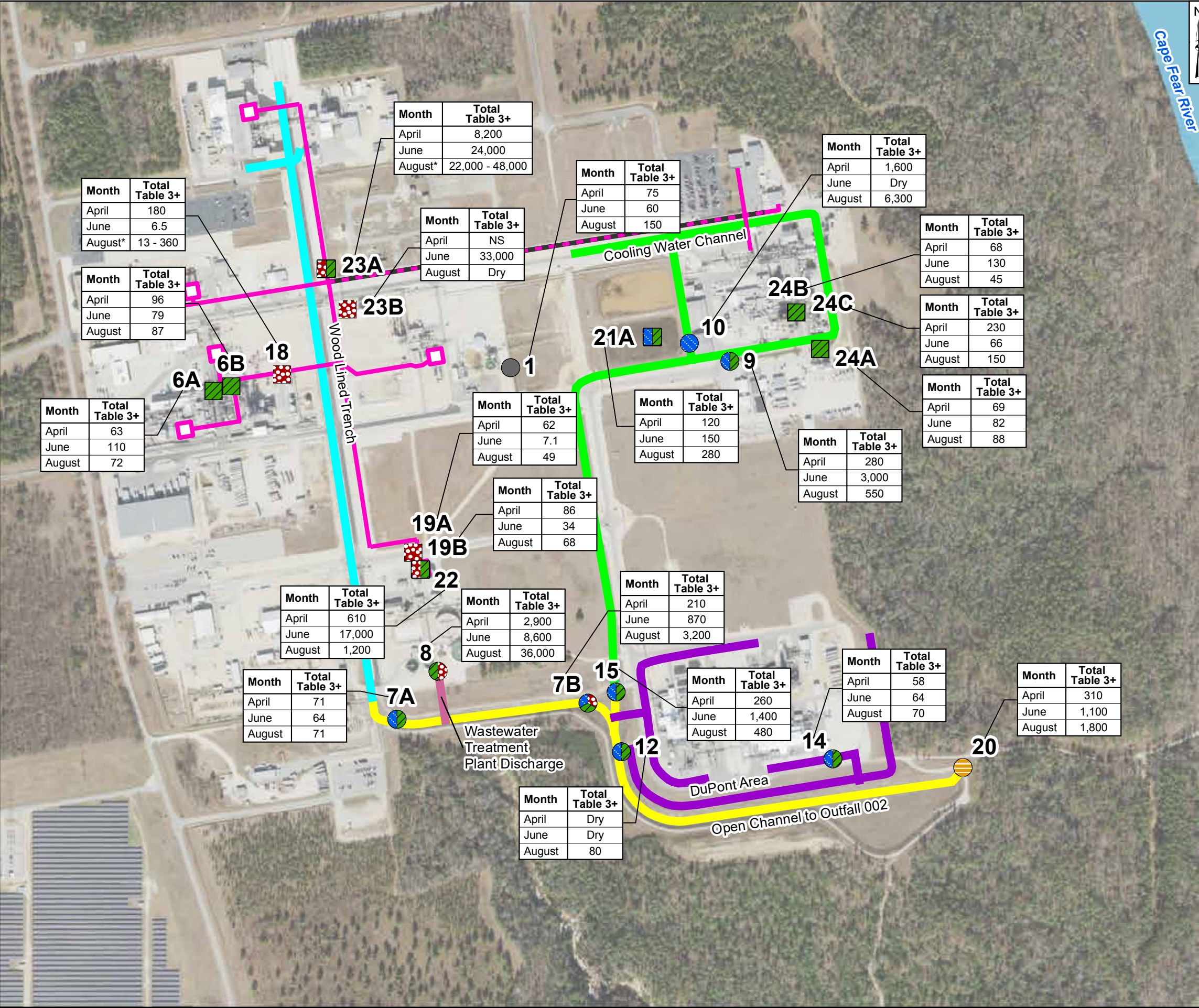
HFPO-DA, PFMOAA, and PMPA Concentrations - Locations that Reach Outfall 002
Chemours Fayetteville Works, North Carolina

Geosyntec consultants
 Geosyntec Consultants of NC, P.C.
 NC License No.: C 3500 and C 295

Figure 3A

Raleigh October 2019

Path: P:\P\Projects\TR0705 Database and GIS\GIS\Wastewater and Stormwater\Quarterly Report\Facility\Chemours\SampleLocations_WW_SW_Table3+_databases.vla
 Author: S\Schwartz\Projects\TR0705 Database and GIS\GIS\Wastewater and Stormwater\Quarterly Report\Facility\Chemours\SampleLocations_WW_SW_Table3+
 Last Revised: 2019-10-25
 Projection: NAD 1983 StatePlane North Carolina FIPS 3200 Feet Units in Foot US



Legend

- Temporal Composite Sample
- Grab Sample

Sample Location Category

- Outfall 002
- Intake
- Process wastewater
- Non-process wastewater
- Stormwater

Ditch Types

- Wood Lined Trench
- Wastewater Treatment Plant Discharge
- Cooling Water Channel
- Open Channel to Outfall 002

Other Connections

- Pipe Connection to Facility
- Terracotta Pipe and Piping Connected to Terracotta Pipe
- Grouted Pipe Section

Notes:

ng/L - nanograms per liter
 Dry - Insufficient water to collect sample
 NS - not sampled - sample added to work plan after April sampling event

- See text for sample collection dates.
- All concentrations are in ng/L.
- Temporal composite samples collected over 4 hour interval.
- * - Samples collected in August 2019 at Locations 18 and 23A were collected and analyzed as four individual grab samples collected over four hours. Results presented here are the range of results observed across all four grab samples. Individual results are provided in Table 4B.

500 250 0 500 Feet

Total Table 3+ Concentrations - Locations that Reach Outfall 002
Chemours Fayetteville Works, North Carolina

Geosyntec consultants Geosyntec Consultants of NC, P.C.
NC License No.: C 3500 and C 295

Raleigh October 2019

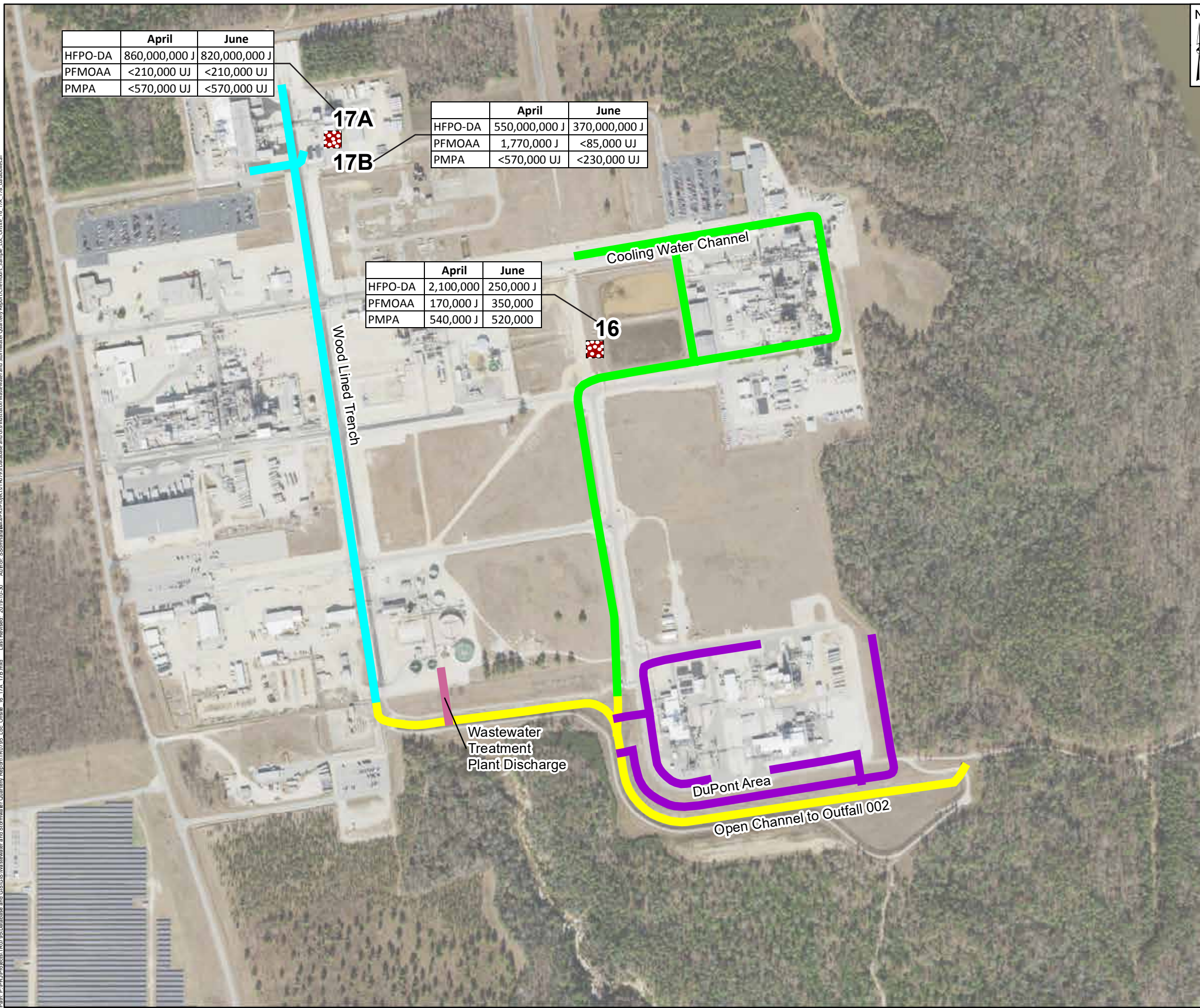
Figure 3B

Path: P:\PSP\Projects\TR0795\GIS\Wastewater and Stormwater\Quarterly\Report\Chemours_Sample_Loc_Offline_16_17A_17B_databoxes.mxd
 Author: SSeemata@duPont.com
 Project: TR0795 Database and GIS\Illustrator\Wastewater and Stormwater\Quarterly\Report\Chemours_Sample_Loc_Offline_16_17A_17B_databoxes.mxd
 Last Revised: 2019-10-30
 Loc. Offline: 16_17A_17B.mxd

	April	June
HFPO-DA	860,000,000 J	820,000,000 J
PFMOAA	<210,000 UJ	<210,000 UJ
PMPA	<570,000 UJ	<570,000 UJ

	April	June
HFPO-DA	550,000,000 J	370,000,000 J
PFMOAA	1,770,000 J	<85,000 UJ
PMPA	<570,000 UJ	<230,000 UJ

	April	June
HFPO-DA	2,100,000	250,000 J
PFMOAA	170,000 J	350,000
PMPA	540,000 J	520,000

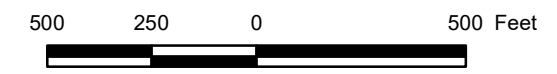


Legend

- Grab Sample
- Sample Location Category**
- Process wastewater
- Discharge Areas**
- Wood Lined Trench
- Wastewater Treatment Plant Discharge
- Cooling Water Channel
- Open Channel to Outfall 002
- DuPont Area

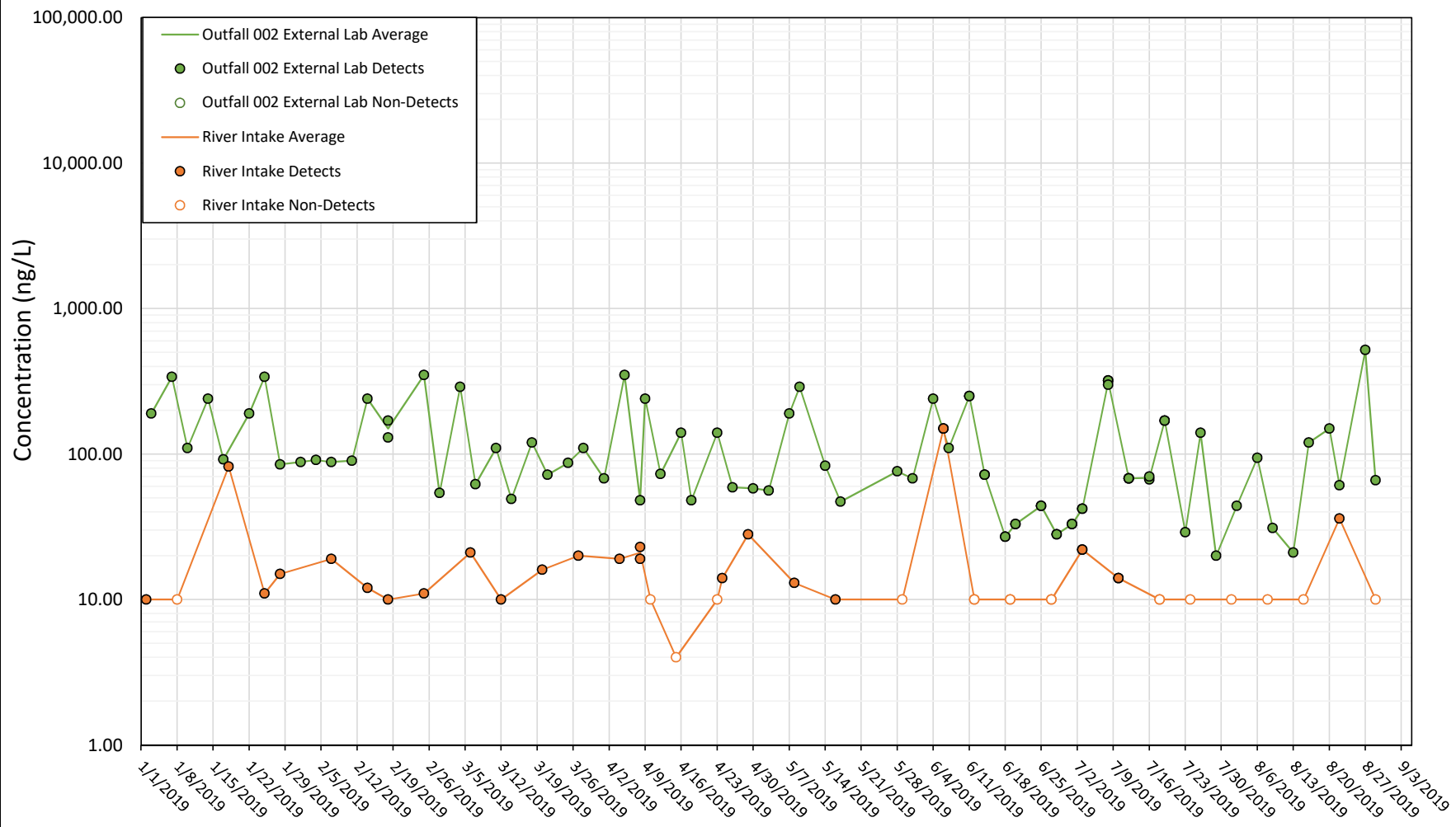
Notes:

- ng/L - nanograms per liter
 - J - estimated value
 - UJ - estimated reporting limit
 - HFPO-DA - Hexafluoropropylene oxide dimer acid
 - PFMOAA - Perfluoro-2-methoxyacetic acid
 - PMPA - Perfluoromethoxypropyl carboxylic acid
1. See text for sample collection dates.
 2. All concentrations are in ng/L.
 3. Location 16 is the location of the tanks holding process wastewater from Monomers IXM.



HFPO-DA, PFMOAA, and PMPA Concentrations - Locations for Offsite Disposal
Chemours Fayetteville Works, North Carolina

Geosyntec consultants	Geosyntec Consultants of NC, P.C. NC License No.: C 3500 and C 295	Figure 3C
Raleigh	October 2019	

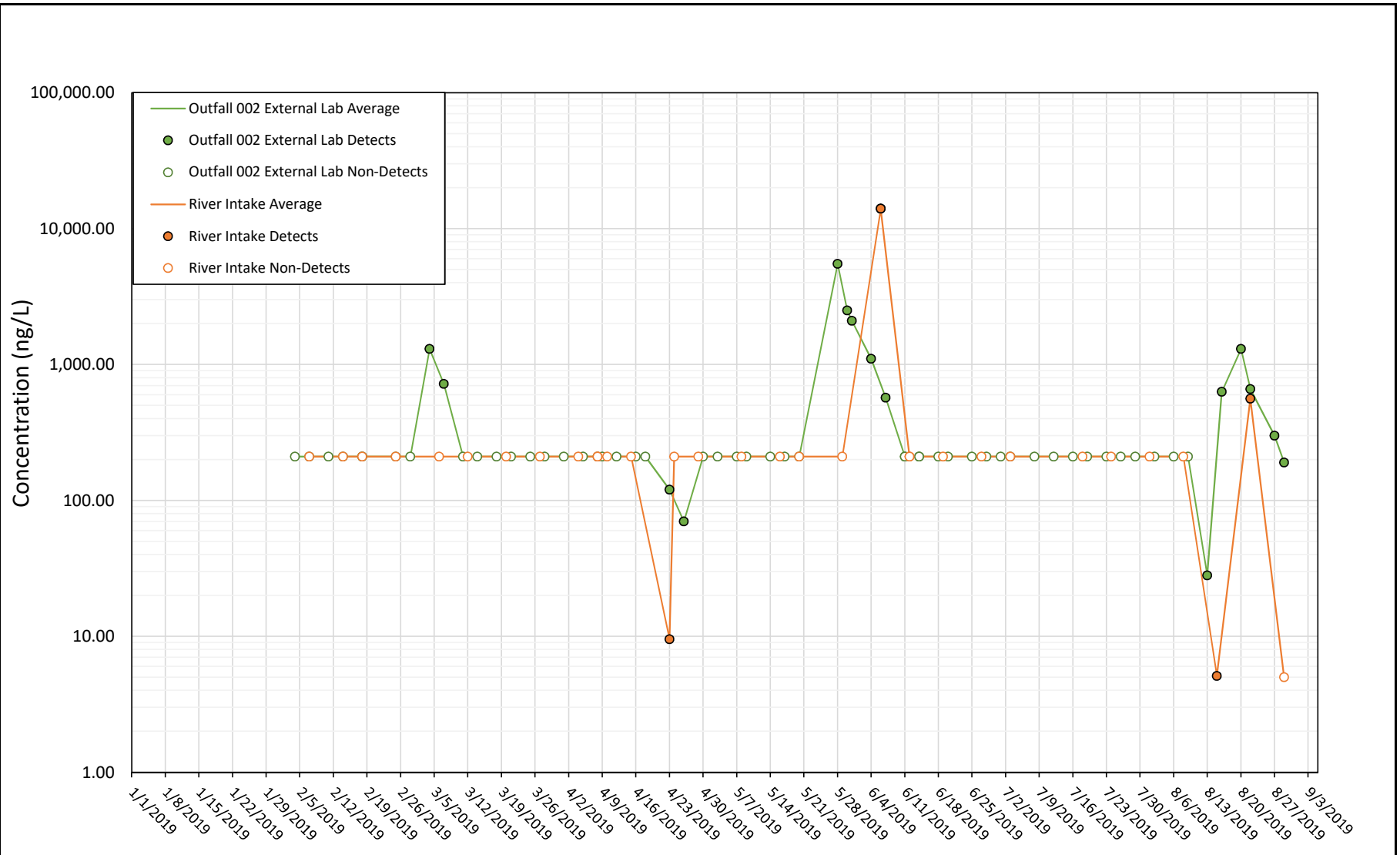


Notes:
 Outfall 002 samples are 3.5 day composite samples
 Intake samples are grab samples.

Acronyms:
 ng / L: nanograms per liter

Intake and Outfall 002 Concentrations - HFPO-DA Chemours Fayetteville Works, North Carolina	
	Geosyntec Consultants of NC, P.C. NC License No.: C-3500 and C-295
Raleigh	October 2019

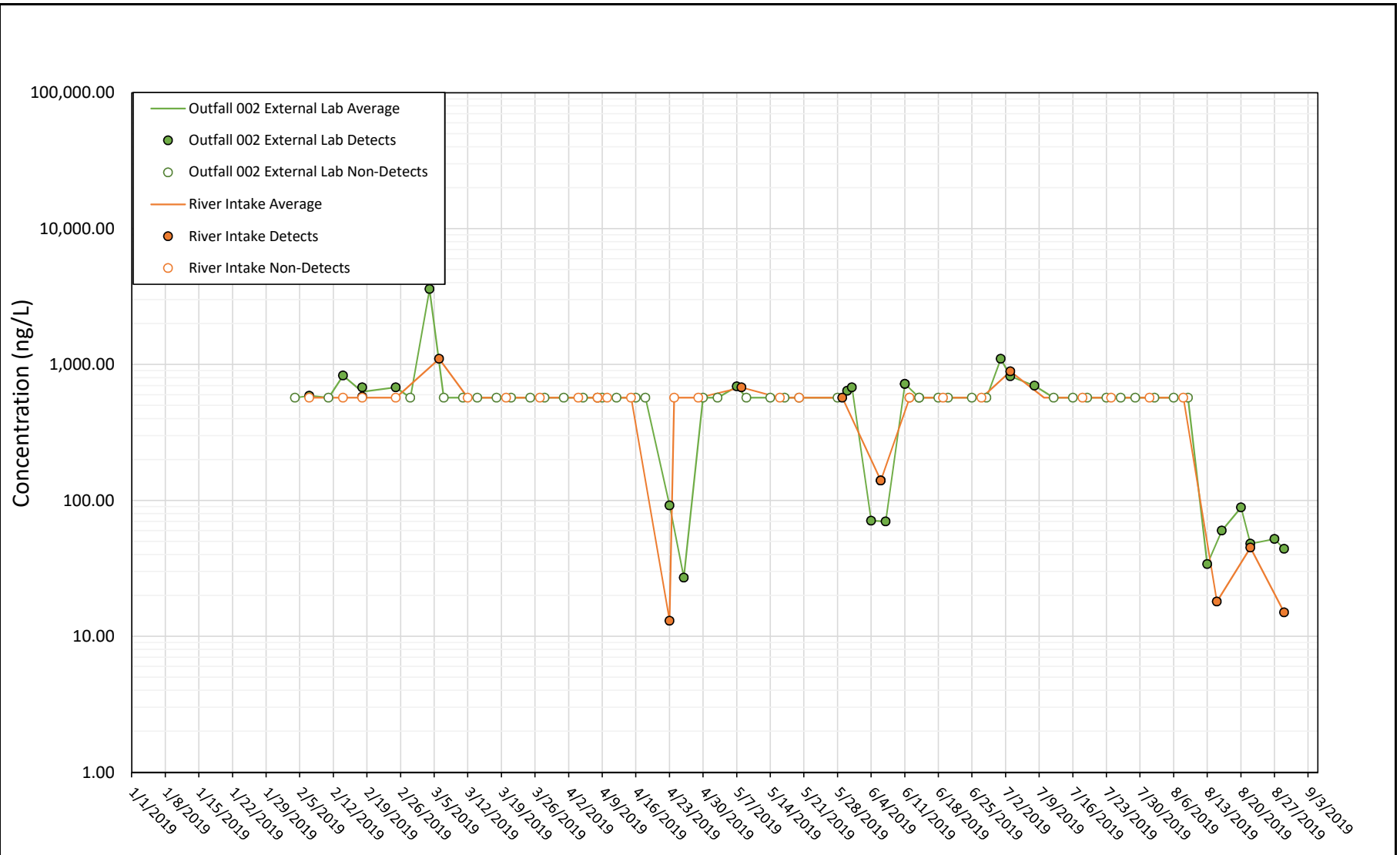
Figure
4A



Notes:
 Outfall 002 samples are 3.5 day composite samples
 Intake samples are grab samples.


Acronyms:
 ng / L: nanograms per liter

Intake and Outfall 002 Concentrations - PFMOAA Chemours Fayetteville Works, North Carolina	
	Geosyntec Consultants of NC, PC. NC License No.: C-3500 and C-295
Raleigh	October 2019
Figure 4B	



Notes:
 Outfall 002 samples are 3.5 day composite samples
 Intake samples are grab samples.

Acronyms:
 ng / L: nanograms per liter

Intake and Outfall 002 Concentrations - PMPA Chemours Fayetteville Works, North Carolina		Figure 4C
 Geosyntec Consultants of NC, P.C. NC License No.: C-3500 and C-295		
Raleigh	October 2019	

Appendix A: Quarters 2 and 3 Supplemental Sampling Activities

31 October 2019

APPENDIX A:

QUARTERS 2 AND 3 SUPPLEMENTAL SAMPLING ACTIVITIES

The following supplemental sampling activities were conducted in Quarters 2 (April, May, June) and 3 (July, August, September) in 2019.

- Water and wastewater samples were collected from locations along the Terra Cotta pipe upstream and downstream of the wastewater treatment plant (WWTP) to gather additional data on PFAS concentrations in water that is processed at the WWTP before reaching Outfall 002.
- Supplemental Conveyance Network sampling (Cooling Water Channel and Open Channel to Outfall 002) was completed to screen the sediments in the channel as a possible secondary source of PFAS in Outfall 002. The samples were analyzed using a Table 3+ method for solids, which utilizes a solvent extraction process to quantify PFAS in the sediment.
- Supplemental dry weather water samples were collected along the Open Channel to Outfall 002 to evaluate if groundwater infiltration was affecting the variability of PFAS concentrations in the Open Channel.

Results from the supplemental sampling activities were previously discussed in the *Assessment of HFPO-DA and PFMOAA in Outfall 002 Discharge and Evaluation of Potential Control Options Report* (Geosyntec, 2019c); however, some data from TestAmerica were pending at the time of submission and data from the Chemours onsite laboratory in Fayetteville were presented in the interim. All results discussed herein are from TestAmerica. Test America laboratory analytical reports are provided in Appendix C.

Wastewater Treatment Plant Sampling

Wastewater samples were collected on July 16-18, 2019, from locations along the Terra Cotta pipe upstream and downstream of the WWTP to gather additional data on PFAS in water that is processed at the WWTP before reaching Outfall 002. Simultaneous 24-hour composite samples were collected at Locations 1, 18, 22, 23A-1, 23A-2, and 23A (Figure A.1). A composite sample

was also collected at Location 8, approximately one hydraulic residence time (24 hours) after the other locations. Sample locations are shown in Figure A.1 and PFAS results are provided in Table A.1. The intent of this one-time sampling event was to further understandings of the inputs from manufacturing areas to the WWTP. The findings of this sampling event are as follows:

- The water samples collected at Location 22 (the combined influent to the WWTP) reported elevated HFPO-DA and PFMOAA concentrations (HFPO-DA: 790 ng/L, J qualified; PFMOAA: 5,700 ng/L, J qualified), as well as elevated Byproduct 5 concentrations (58,000 ng/L, B qualified). This resulted in the highest reported Total Table 3+ concentration at Location 22 (96,000 ng/L). The concentrations reported at Location 22 are not similar to water samples collected and analyzed from upstream (Location 23A) or Outfall 001 (Location 8) sample locations. The autosampler at Location 22 became clogged with sediment, roughly 8 hours into the sampling event. The interference of sediment in the sampler makes it difficult to draw conclusions from this sampling event.
- HFPO-DA (12,000 ng/L, J qualified) was observed at Location 23A-1 (Kuraray SentryGlas[®] process wastewater) and at Location 22 (790 ng/L, J qualified; the WWTP combined influent). A lower concentration was observed at Location 8 (91 ng/L, Outfall 001).
- PFMOAA was observed at Location 23A (1,100 ng/L, combined Kuraray process water) and at Location 22 (5,700 ng/L, J qualified, the WWTP combined influent). PFMOAA was detected at 430 ng/L in Outfall 001 (Location 8).
- The elevated HFPO-DA observed in the sample collected from Location 23A-1 (12,000 ng/L, J qualified) does not appear to represent a significant source of mass loading to downstream Location 23A where the HFPO-DA concentration was 120 ng/L, J qualified.

Elevated HFPO-DA and PFMOAA concentrations at Location 22 may be due to the autosampler clogging with sediment; however, the magnitude of this interference cannot be evaluated without further sampling. The WWTP sampling program will be repeated. Elevated PFAS concentrations at Location 23A suggest that the remaining in use portions of the Terra Cotta pipe may continue to be a minor source of PFAS to the WWTP. Kuraray and Chemours are planning to decommission the remaining portion of the Terra Cotta pipe and replace it with an above ground pipe. After this action is completed, future characterization will help assess the results of this action, and whether additional sampling or characterization is needed.

Conveyance Network Sampling

Supplemental Cooling Water Channel and Open Channel to Outfall 002 sampling was completed on July 3, 2019. The channels have sediments present in them at certain locations. Sediment samples were collected as a screening level evaluation to understand the potential for sediments to contribute to observed PFAS concentrations at Outfall 002 and to understand the potential benefit of removing sediment from the conveyance network. The samples were analyzed using a newly developed Table 3+ method for solids, which utilizes a solvent extraction to quantify PFAS in the sediment. Composite samples were created from sediment grab samples. The locations of these samples are shown in Figure A.2 along with the total Table 3+ results for these samples. The PFAS results are summarized in Table A.2.

The total Table 3+ concentrations varied among sediment sample locations between 24,000 and 3,200,000 ng/kg. The highest total Table 3+ concentrations were observed at Location C (3,200,000 ng/kg), at the end of the cooling water channel before combining with the open channel (Figure A.2). This result was made up entirely of byproduct PFESA-BP1. Due to the elevated concentration of PFESA-BP1, dilution of the sample led to non-detects with elevated reporting limits for other analytes. The sample collected at Location F, in the cooling water channel south of Monomers IXM, had total Table 3+ concentration of 410,000 ng/kg, and was comprised of PFESA-BP1 and PFESA-BP2. The primary and duplicate samples collected at Location G, in the northwest corner of Monomers IXM, had lower total Table 3+ concentrations than the other locations (44,000 and 24,000 ng/kg, respectively) but these samples included detects for several PFAS. Nine PFAS were detected in the primary sample and seven PFAS were detected in the duplicate sample, including HFPO-DA and PFMOAA in both samples. These results suggest that sediments present in the Cooling Water Channel around the Monomers IXM Area contain PFAS and may represent a source of PFAS that can contribute to concentrations at Outfall 002.

Based on these results, sediment removal from the Cooling Water Channel and Open Channel to Outfall 002 was recommended as an action. During the October 2019 Plant Turn Around, sediment was removed from the Cooling Water Channel in the Monomers IXM Area and from the Open Channel to Outfall 002. Future characterization will help assess the results of this removal, and whether additional sampling is needed.

Open Channel to Outfall 002 Sampling

Supplemental dry weather water samples were collected on May 30, 2019 along the Open Channel to Outfall 002 to evaluate whether possible groundwater infiltration was affecting the variability

of PFAS in the Open Channel. The samples were collected from along the Open Channel to Outfall 002 after the last conveyance network tributary joins the channel (Figure A.3). Samples at Locations 20B, 20C, and 20D were collected as spatial composite samples, where three grab samples were collected from just below the water surface using a dip rod at three points along the width of the open channel, then composited together in a stainless-steel vessel and poured into HDPE bottles. Downstream of Location 20D and Location 20, the sample at Location 20E was collected from within the sump at Outfall 002 as a grab sample using the autosampler at that location.

Concentrations of HFPO-DA and PFMOAA in the supplemental outfall channel samples are presented in Figure A.3. Sample results for all PFAS reported under Table 3+ Laboratory SOP and EPA Method 537 Mod are provided in Table A.3.

HFPO-DA concentrations in samples collected along the Open Channel, upstream of Outfall 002 (Locations 20B, 20C, and 20D) were either non-detect (reporting limit of 86 ng/L) or were detected between 89 ng/L and 130 ng/L. The sample collected at Location 20E, downstream of Outfall 002 in the sump, had detectable HFPO-DA at 110 ng/L.

The primary and duplicate samples at Location 20B, along with the samples at 20C, 20D, and 20E, do not conclusively show a pattern in HFPO-DA concentrations upstream to downstream along the Open Channel to Outfall 002. While the primary sample at Location 20B was not detected at a reporting limit of 86 ng/L and Locations 20C and 20D showed a slight increase downstream, the duplicate sample collected at Location 20B shows an HFPO-DA concentration higher than the furthest downstream Location 20E. The range of values (non-detect at reporting limit of 86 ng/L to 130 ng/L) are also within reasonable expectations of analytical variability.

Each of the supplemental outfall samples had elevated PFMOAA compared to results for Location 20 during April 2019, June 2019, and August 2019 events, ranging from 2,400 ng/L to 2,800 ng/L. Similar to HFPO-DA, the PFMOAA concentrations at locations upstream of Outfall 002 did not consistently show a pattern of being higher or lower than the PFMOAA reported at Location 20E, downstream of Outfall 002. Several other PFAS were elevated in the supplemental outfall samples that were non-detect or detected at much lower concentrations at Location 20 during the April 2019, June 2019, and August 2019 events. These observations are discussed in more detail in the *Observations of Elevated PFAS Concentrations at the Cape Fear River Intake and Outfall 002 Sample Locations in May and June 2019* (Geosyntec, 2019d).

Additional sampling may be recommended pending data from future bimonthly PFAS characterization events. As discussed previously, sediment removal from the Open Channel to Outfall 002 occurred during the October 2019 Plant Turn Around. Future characterization will help assess the results of this action, and whether additional dry weather data is needed to further understand what may be contributing to PFAS increases along the Open Channel portion of the network to Outfall 002.

**TABLE A.1
ANALYTICAL RESULTS - ADDITIONAL WASTEWATER
TREATMENT PLANT SAMPLES
Chemours Fayetteville Works, North Carolina**

Location ID	1	8	8
Field Sample ID	WWTP-LOC1-071619	WWTP-LOC8-071819	WWTP-LOC8-071819-D
Date Sampled	7/16/2019	7/18/2019	7/18/2019
Analytical Laboratory	TestAmerica	TestAmerica	TestAmerica
QA/QC	--	--	Field Duplicate
Table 3+ Lab SOP (ng/L)			
HFPO-DA (EPA Method 537 Mod)	14 J	91	110 J
PFMOAA	11	430	420
PFO2HxA	12	180	180
PFO3OA	<2	89	85
PFO4DA	<2	80	76
PFO5DA	<2	170	160
PMPA	21	93	83
PEPA	<20	50 J	31 J
PFESA-BP1	<2	26	25
PFESA-BP2	<2	2,200	2,100
Byproduct 4	14 J	340	360
Byproduct 5	6.3 J	2,800 J	2,800 J
Byproduct 6	<2	24	21
NVHOS	4	160	160
EVE Acid	<2	<2	<2
Hydro-EVE Acid	<2	9	8.2
R-EVE	3.7 J	31	30
PES	<2	<2	<2
PFECA B	<2	<2	<2
PFECA-G	<2	<2	<2
Total Table 3+ Compounds*	38	2,900	2,900
Other PFAS (ng/L)			
10:2 Fluorotelomer sulfonate	<4.5	<4.5	<4.4
1H,1H,2H,2H-perfluorodecanesulfonate (8:2 FTS)	<2.7	<2.7	<2.7
1H,1H,2H,2H-perfluorohexanesulfonate (4:2 FTS)	<1.8 UJ	<1.8 UJ	<1.8
2-(N-ethyl perfluoro-1-octanesulfonamido)-ethanol	<2.7 UJ	<2.7 UJ	<2.7 UJ
2-(N-methyl perfluoro-1-octanesulfonamido)-ethanol	<2.7 UJ	<2.7 UJ	<2.7
6:2 Fluorotelomer sulfonate	<4.5	<4.5	<4.4
DONA	<1.8	<1.8	<1.8
N-ethyl perfluorooctane sulfonamidoacetic acid	<2.7	<2.7	<2.7
N-ethylperfluoro-1-octanesulfonamide	<4.5 UJ	<4.5 UJ	<4.4 UJ
N-methyl perfluoro-1-octanesulfonamide	<2.7 UJ	<2.7 UJ	<2.7 UJ
N-methyl perfluorooctane sulfonamidoacetic acid	<1.8	<1.8	<1.8
Perfluorobutane Sulfonic Acid	3.3 J	3.5 J	4 J
Perfluorobutanoic Acid	5.6	18	19
Perfluorodecane Sulfonic Acid	<1.8	<1.8	<1.8
Perfluorodecanoic Acid	<1.8	<1.8	<1.8
Perfluorododecane sulfonic acid (PFDoS)	<2.7	<2.7	<2.7
Perfluorododecanoic Acid	<1.8	<1.8	<1.8
Perfluoroheptane sulfonic acid (PFHpS)	<1.8	<1.8	<1.8
Perfluoroheptanoic Acid	7.9	9.7	9.9
Perfluorohexadecanoic acid (PFHxDA)	<2.7	<2.7	<2.7
Perfluorohexane Sulfonic Acid	5.8	4.6	4.2
Perfluorohexanoic Acid	13	16	17
Perfluorononanesulfonic acid	<1.8	<1.8	<1.8
Perfluorononanoic Acid	<1.8	2.6	2.6
Perfluorooctadecanoic acid	<2.7	<2.7	<2.7
Perfluorooctane Sulfonamide	<1.8 UJ	<1.8 UJ	<1.8
Perfluoropentane sulfonic acid (PFPeS)	<1.8	<1.8	<1.8
Perfluoropentanoic Acid	14	23	25
Perfluorotetradecanoic Acid	<1.8 UJ	<1.8 UJ	<1.8
Perfluorotridecanoic Acid	<1.8	<1.8	<1.8
Perfluoroundecanoic Acid	<1.8	<1.8	<1.8
PFOA	6	9	9.4
PFOS	11	2.3	2.6

Notes:

* - Total Table 3+ was calculated including B and J qualified data but not non-detect data. The total Table 3+ sum is rounded to two significant figures.

Bold - Analyte detected above associated reporting limit

EPA - Environmental Protection Agency

B - analyte detected in an associated blank

J - Analyte detected. Reported value may not be accurate or precise

ND - No Table 3+ compounds were detected above their associated reporting limits.

ng/L - nanograms per liter

QA/QC - Quality assurance/ quality control

SOP - standard operating procedure

UJ - Analyte not detected. Reporting limit may not be accurate or precise.

< - Analyte not detected above associated reporting limit.

**TABLE A.1
ANALYTICAL RESULTS - ADDITIONAL WASTEWATER
TREATMENT PLANT SAMPLES
Chemours Fayetteville Works, North Carolina**

Location ID	18	22	23
Field Sample ID	WWTP-LOC18-071619	WWTP-LOC22-071619	WWTP-LOC23-071619
Date Sampled	7/16/2019	7/16/2019	7/16/2019
Analytical Laboratory	TestAmerica	TestAmerica	TestAmerica
QA/QC	--	--	--
Table 3+ Lab SOP (ng/L)			
HFPO-DA (EPA Method 537 Mod)	43 J	790 J	120 J
PFMOAA	<5 UJ	5,700 J	1,100
PFO2HxA	9.3 J	1,600 J	240
PFO3OA	<2 UJ	1,200 J	78
PFO4DA	<2 UJ	2,800 B	33
PFO5DA	<2 UJ	3,100 B	<20
PMPA	22 J	1,100 J	<100
PEPA	49 UJ	<2,000 UJ	<200
PFESA-BP1	<2 UJ	<200 UJ	8,000
PFESA-BP2	<2 UJ	6,700 J	450
Byproduct 4	24 J	7,800 J	270
Byproduct 5	9.4 J	58,000 B	4,600 J
Byproduct 6	<2 UJ	<200 UJ	<20
NVHOS	2.9 J	5,800 J	47
EVE Acid	<2 UJ	<200 UJ	79
Hydro-EVE Acid	<2 UJ	370 J	26
R-EVE	8.4 J	1,500 J	<20
PES	<2 UJ	<200 UJ	<20
PFECA B	<2 UJ	<200 UJ	<20
PFECA-G	<2 UJ	<200 UJ	<20
Total Table 3+ Compounds*	120	96,000	4,700
Other PFAS (ng/L)			
10:2 Fluorotelomer sulfonate	<4.3	<490	<4.5 UJ
1H,1H,2H,2H-perfluorodecanesulfonate (8:2 FTS)	<2.6	<300	<2.7 UJ
1H,1H,2H,2H-perfluorohexanesulfonate (4:2 FTS)	<1.7 UJ	<200	<1.8 UJ
2-(N-ethyl perfluoro-1-octanesulfonamido)-ethanol	<2.6 UJ	<300 UJ	2.7 J
2-(N-methyl perfluoro-1-octanesulfonamido)-ethanol	<2.6 UJ	<300	<2.7 UJ
6:2 Fluorotelomer sulfonate	<4.3	<490	<4.5 UJ
DONA	<1.7	<200	<1.8 UJ
N-ethyl perfluorooctane sulfonamidoacetic acid	<2.6	<300	<2.7 UJ
N-ethylperfluoro-1-octanesulfonamide	<4.3 UJ	<490 UJ	<4.5 UJ
N-methyl perfluoro-1-octanesulfonamide	<2.6	<300	<2.7 UJ
N-methyl perfluorooctane sulfonamidoacetic acid	<1.7	<200	2.6 J
Perfluorobutane Sulfonic Acid	<1.7	<200	3.2 J
Perfluorobutanoic Acid	18 J	<490	110 J
Perfluorodecane Sulfonic Acid	<1.7	<200	<1.8 UJ
Perfluorodecanoic Acid	<1.7	<200	<1.8 UJ
Perfluorododecane sulfonic acid (PFDoS)	<2.6	<300	<2.7 UJ
Perfluorododecanoic Acid	<1.7	<200	2.3 J
Perfluoroheptane sulfonic acid (PFHpS)	<1.7	<200	<1.8 UJ
Perfluoroheptanoic Acid	2.7	<200	9.2 J
Perfluorohexadecanoic acid (PFHxDA)	<2.6	<300	4.6 J
Perfluorohexane Sulfonic Acid	1.8	<200	5.6 J
Perfluorohexanoic Acid	4.4	<200	15 J
Perfluorononanesulfonic acid	<1.7	<200	<1.8 UJ
Perfluorononanoic Acid	<1.7	<200	<1.8 UJ
Perfluorooctadecanoic acid	<2.6	<300	<2.7 UJ
Perfluorooctane Sulfonamide	<1.7 UJ	<200	<1.8 UJ
Perfluoropentane sulfonic acid (PFPeS)	<1.7	<200	<1.8 UJ
Perfluoropentanoic Acid	7.3	<200	20 J
Perfluorotetradecanoic Acid	<1.7 UJ	<200	7.2 J
Perfluorotridecanoic Acid	<1.7	<200	4.9 J
Perfluoroundecanoic Acid	<1.7	220	<1.8 UJ
PFOA	3.1	<200	22 J
PFOS	3.8	<200	13 J

Notes:

* - Total Table 3+ was calculated including B and J qualified data but not non-detect data. The total Table 3+ sum is rounded to two significant figures.

Bold - Analyte detected above associated reporting limit

EPA - Environmental Protection Agency

B - analyte detected in an associated blank

J - Analyte detected. Reported value may not be accurate or precise

ND - No Table 3+ compounds were detected above their associated reporting limits.

ng/L - nanograms per liter

QA/QC - Quality assurance/ quality control

SOP - standard operating procedure

UJ - Analyte not detected. Reporting limit may not be accurate or precise.

< - Analyte not detected above associated reporting limit.

**TABLE A.1
ANALYTICAL RESULTS - ADDITIONAL WASTEWATER
TREATMENT PLANT SAMPLES
Chemours Fayetteville Works, North Carolina**

Location ID	23A1	23A2	EB
Field Sample ID	WWTP-LOC23A1-071619	WWTP-LOC23A2-071619	WWTP-LOCEB-071819
Date Sampled	7/16/2019	7/16/2019	7/18/2019
Analytical Laboratory	TestAmerica	TestAmerica	TestAmerica
QA/QC	--	--	Equipment Blank
Table 3+ Lab SOP (ng/L)			
HFPO-DA (EPA Method 537 Mod)	12,000 J	21	<2.7
PFMOAA	33	12	<5
PFO2HxA	27	14	<2
PFO3OA	4.6	<2	<2
PFO4DA	3.6	<2	<2
PFO5DA	2.9	<2	<2
PMPA	110	21	<10
PEPA	22	<20	<20
PFESA-BP1	4.9	3.4	<2
PFESA-BP2	15	<2	<2
Byproduct 4	190	13	<2
Byproduct 5	260 J	19 J	<2
Byproduct 6	<2	<2	<2
NVHOS	6	3	<2
EVE Acid	<2	<2	<2
Hydro-EVE Acid	3.7	<2	<2
R-EVE	20	3.7	<2
PES	<2	<2	<2
PFECA B	<2	<2	<2
PFECA-G	<2	<2	<2
Total Table 3+ Compounds*	12,000	19	ND
Other PFAS (ng/L)			
10:2 Fluorotelomer sulfonate	<53	<4.1	<4.5
1H,1H,2H,2H-perfluorodecanesulfonate (8:2 FTS)	<32	<2.4	<2.7
1H,1H,2H,2H-perfluorohexanesulfonate (4:2 FTS)	<21 UJ	<1.6 UJ	<1.8 UJ
2-(N-ethyl perfluoro-1-octanesulfonamido)-ethanol	<32 UJ	<2.4 UJ	<2.7 UJ
2-(N-methyl perfluoro-1-octanesulfonamido)-ethanol	<32 UJ	<2.4 UJ	<2.7 UJ
6:2 Fluorotelomer sulfonate	<53	<4.1	<4.5
DONA	<21	<1.6	<1.8
N-ethyl perfluorooctane sulfonamidoacetic acid	<32	<2.4	<2.7
N-ethylperfluoro-1-octanesulfonamide	<53 UJ	<4.1 UJ	<4.5 UJ
N-methyl perfluoro-1-octanesulfonamide	<32	<2.4 UJ	<2.7
N-methyl perfluorooctane sulfonamidoacetic acid	<21	<1.6	<1.8
Perfluorobutane Sulfonic Acid	<21	2.9 J	<1.8
Perfluorobutanoic Acid	<53	6.2	<4.5
Perfluorodecane Sulfonic Acid	<21	<1.6	<1.8
Perfluorodecanoic Acid	<21	<1.6	<1.8
Perfluorododecane sulfonic acid (PFDoS)	<32	<2.4	<2.7
Perfluorododecanoic Acid	<21	<1.6	<1.8
Perfluoroheptane sulfonic acid (PFHpS)	<21	<1.6	<1.8
Perfluoroheptanoic Acid	<21	7.2	<1.8
Perfluorohexadecanoic acid (PFHxDA)	<32	<2.4	<2.7
Perfluorohexane Sulfonic Acid	<21	5	<1.8
Perfluorohexanoic Acid	<21	11	<1.8
Perfluorononanesulfonic acid	<21	<1.6	<1.8
Perfluorononanoic Acid	<21	<1.6	<1.8
Perfluorooctadecanoic acid	<32	<2.4	<2.7
Perfluorooctane Sulfonamide	<21 UJ	<1.6 UJ	<1.8 UJ
Perfluoropentane sulfonic acid (PFPeS)	<21	<1.6	<1.8
Perfluoropentanoic Acid	98	12	<1.8
Perfluorotetradecanoic Acid	<21 UJ	<1.6 UJ	<1.8 UJ
Perfluorotridecanoic Acid	<21	<1.6	<1.8
Perfluoroundecanoic Acid	<21	<1.6	<1.8
PFOA	460	6	<1.8
PFOS	<21	9.3	<1.8

Notes:

* - Total Table 3+ was calculated including B and J qualified data but not non-detect data. The total Table 3+ sum is rounded to two significant figures.

Bold - Analyte detected above associated reporting limit

EPA - Environmental Protection Agency

B - analyte detected in an associated blank

J - Analyte detected. Reported value may not be accurate or precise

ND - No Table 3+ compounds were detected above their associated reporting limits.

ng/L - nanograms per liter

QA/QC - Quality assurance/ quality control

SOP - standard operating procedure

UJ - Analyte not detected. Reporting limit may not be accurate or precise.

< - Analyte not detected above associated reporting limit.

TABLE A.2
ANALYTICAL RESULTS - COOLING WATER CHANNEL SEDIMENTS
Chemours Fayetteville Works, North Carolina

Location ID	Location C	Location F	Location G	Location G	FBLK
Field Sample ID	SD-DNSS-C-070319	SD-DNSS-F-070319	SD-DNSS-G-070319	SD-DNSS-G-070319-D	FB-SED-070319
Date Sampled	7/3/2019	7/3/2019	7/3/2019	7/3/2019	7/3/2019
Analytical Laboratory	TestAmerica	TestAmerica	TestAmerica	TestAmerica	TestAmerica
QA/QC	--	--	--	Field Duplicate	Field Blank
Table 3+ Lab SOP (ng/kg)					
HFPO-DA	<110,000 UJ	<10,000 UJ	3,200 J	2,100 J	--
PFMOAA	<280,000 UJ	<23,000 UJ	17,000 J	8,300 J	<5
PFO2HxA	<280,000 UJ	<23,000 UJ	5,400 J	2,700 J	<2
PFO3OA	<280,000 UJ	<23,000 UJ	4,500 J	2,200 J	<2
PFO4DA	<280,000 UJ	<23,000 UJ	4,900 J	3,000 J	<2
PFO5DA	<280,000 UJ	<23,000 UJ	<2,000 UJ	2,300 J	<2
PMPA	<280,000 UJ	<23,000 UJ	<2,000 UJ	<1,900 UJ	<10
PEPA	<280,000 UJ	<23,000 UJ	<2,000 UJ	<1,900 UJ	<20
PFESA-BP1	3,200,000 J	380,000 J	2,700 J	<1,900 UJ	<2
PFESA-BP2	<280,000 UJ	25,000 J	3,600 J	3,200 J	<2
Byproduct 4	<110,000 UJ	<9,300 UJ	<1,000 UJ	<1,000 UJ	<2
Byproduct 5	<110,000 UJ	<9,300 UJ	1,100 J	<1,000 UJ	<2
Byproduct 6	<110,000 UJ	<9,300 UJ	<1,000 UJ	<1,000 UJ	<2
NVHOS	<110,000 UJ	<9,300 UJ	1,100 J	<1,000 UJ	<2
EVE Acid	<110,000 UJ	<9,300 UJ	<1,000 UJ	<1,000 UJ	<2
Hydro-EVE Acid	<110,000 UJ	<9,300 UJ	<1,000 UJ	<1,000 UJ	<2
R-EVE	<110,000 UJ	<9,300 UJ	<1,000 UJ	<1,000 UJ	<2
PES	<110,000 UJ	<9,300 UJ	<1,000 UJ	<1,000 UJ	<2
PFECA B	<110,000 UJ	<9,300 UJ	<1,000 UJ	<1,000 UJ	<2
PFECA-G	<280,000 UJ	<23,000 UJ	<2,000 UJ	<1,900 UJ	<2
Total Table 3+ Compounds*	3,200,000	410,000	44,000	24,000	ND
Other PFAS (ng/kg)					
2-(N-ethyl perfluoro-1-octanesulfonamido)-ethanol	<110,000 UJ	<9,300 UJ	<1,000 UJ	<1,000 UJ	<2
2-(N-methyl perfluoro-1-octanesulfonamido)-ethanol	<110,000 UJ	<9,300 UJ	<1,000 UJ	<1,000 UJ	<2
N-ethylperfluoro-1-octanesulfonamide	<110,000 UJ	<9,300 UJ	<1,000 UJ	<1,000 UJ	<2
N-methyl perfluoro-1-octanesulfonamide	<110,000 UJ	<9,300 UJ	<1,000 UJ	<1,000 UJ	<2

Notes:

* - Total Table 3+ was calculated including J qualified data but not non-detect data. The total Table 3+ sum is rounded to two significant figures.

Bold - Analyte detected above associated reporting limit

J - Analyte detected. Reported value may not be accurate or precise

ND - No Table 3+ compounds were detected above their associated reporting limits.

ng/kg - nanograms per kilogram

QA/QC - Quality assurance/ quality control

SOP - standard operating procedure

UJ - Analyte not detected. Reporting limit may not be accurate or precise.

-- - Result not reported

< - Analyte not detected above associated reporting limit.

TABLE A.3
ANALYTICAL RESULTS - ADDITIONAL OUTFALL 002 SAMPLES
Chemours Fayetteville Works, North Carolina

Location ID	20B	20B	20C	20D
Field Sample ID	FAY-SW-20B-053019	FAY-SW-DUP-053019	FAY-SW-20C-053019	FAY-SW-20D-053019
Date Sampled	05/30/2019	05/30/2019	05/30/2019	05/30/2019
Analytical Laboratory	TestAmerica	TestAmerica	TestAmerica	TestAmerica
QA/QC	--	Field Duplicate	--	--
Table 3+ Lab SOP (ng/L)				
HFPO-DA	<86	130	<86	89
PFMOAA	2,400 J	2,500 J	2,800 J	2,600 J
PFO2HxA	640 J	680 J	680 J	660 J
PFO3OA	300 J	320 J	340 J	320 J
PFO4DA	220 J	220 J	250 J	230 J
PFO5DA	140 J	140 J	160 J	150 J
PMPA	<570 UJ	<570 UJ	570 J	<570 UJ
PEPA	<47 UJ	<47 UJ	<47 UJ	<47 UJ
PFESA-BP1	<27 UJ	<27 UJ	36 J	32 J
PFESA-BP2	200 J	200 J	210 J	210 J
Byproduct 4	210 J	280 J	220 J	240 J
Byproduct 5	1,300 J	1,500 J	1,700 J	1,300 J
Byproduct 6	<15 UJ	<15 UJ	<15 UJ	<15 UJ
NVHOS	110 J	110 J	140 J	110 J
EVE Acid	<24 UJ	<24 UJ	<24 UJ	<24 UJ
Hydro-EVE Acid	<28 UJ	<28 UJ	<28 UJ	<28 UJ
R-EVE	<70 UJ	70 J	<70 UJ	<70 UJ
PES	<46 UJ	<46 UJ	<46 UJ	<46 UJ
PFECA B	<60 UJ	<60 UJ	<60 UJ	<60 UJ
PFECA-G	<41 UJ	<41 UJ	<41 UJ	<41 UJ
Total Table 3+ Compounds*	5500	6200	7100	5900
Other PFAS (ng/L)				
10:2 Fluorotelomer sulfonate	--	--	--	--
1H,1H,2H,2H-perfluorodecanesulfonate (8:2 FTS)	--	--	--	--
1H,1H,2H,2H-perfluorohexanesulfonate (4:2 FTS)	--	--	--	--
2-(N-ethyl perfluoro-1-octanesulfonamido)-ethanol	<60 UJ	<60 UJ	<60 UJ	<60 UJ
2-(N-methyl perfluoro-1-octanesulfonamido)-ethanol	<110 UJ	<110 UJ	<110 UJ	<110 UJ
6:2 Fluorotelomer sulfonate	--	--	--	--
N-ethyl perfluorooctane sulfonamidoacetic acid	--	--	--	--
N-ethylperfluoro-1-octanesulfonamide	<37 UJ	<37 UJ	<37 UJ	<37 UJ
N-methyl perfluoro-1-octanesulfonamide	<35 UJ	<35 UJ	<35 UJ	<35 UJ
N-methyl perfluorooctane sulfonamidoacetic acid	--	--	--	--
Perfluorobutane Sulfonic Acid	--	--	--	--
Perfluorobutanoic Acid	--	--	--	--
Perfluorodecane Sulfonic Acid	--	--	--	--
Perfluorodecanoic Acid	--	--	--	--
Perfluorododecane sulfonic acid (PFDoS)	--	--	--	--
Perfluorododecanoic Acid	--	--	--	--
Perfluoroheptane sulfonic acid (PFHpS)	--	--	--	--
Perfluoroheptanoic Acid	--	--	--	--
Perfluorohexadecanoic acid (PFHxDA)	--	--	--	--
Perfluorohexane Sulfonic Acid	--	--	--	--
Perfluorohexanoic Acid	--	--	--	--
Perfluorononanesulfonic acid	--	--	--	--
Perfluorononanoic Acid	--	--	--	--
Perfluorooctadecanoic acid	--	--	--	--
Perfluorooctane Sulfonamide	--	--	--	--
Perfluoropentane sulfonic acid (PFPeS)	--	--	--	--
Perfluoropentanoic Acid	--	--	--	--
Perfluorotetradecanoic Acid	--	--	--	--
Perfluorotridecanoic Acid	--	--	--	--
Perfluoroundecanoic Acid	--	--	--	--
PFOA	--	--	--	--
PFOS	--	--	--	--

Notes:

* - Total Table 3+ was calculated including J qualified data but not non-detect data. The total Table 3+ sum is rounded to two significant figures.

**Analyzed using EPA Method 537 Mod

Bold - Analyte detected above associated reporting limit

EPA - Environmental Protection Agency

J - Analyte detected. Reported value may not be accurate or precise

ng/L - nanograms per liter

QA/QC - Quality assurance/ quality control

SOP - standard operating procedure

UJ - Analyte not detected. Reporting limit may not be accurate or precise

-- - No data reported

< - Analyte not detected above associated reporting limit.

TABLE A.3
ANALYTICAL RESULTS - ADDITIONAL OUTFALL 002 SAMPLES
Chemours Fayetteville Works, North Carolina

Location ID	20E	EQBLK	FBLK
Field Sample ID	FAY-DSTW-OUTFALL002-053019	EB3-053019	FB7-053019
Date Sampled	05/30/2019	05/30/2019	05/30/2019
Analytical Laboratory	TestAmerica	TestAmerica	TestAmerica
QA/QC	--	Equipment Blank	Field Blank
Table 3+ Lab SOP (ng/L)			
HFPO-DA	110	<86	<4.0**
PFMOAA	2,500 J	<210 UJ	<210 UJ
PFO2HxA	640 J	<81 UJ	<81 UJ
PFO3OA	320 J	<58 UJ	<58 UJ
PFO4DA	220 J	<79 UJ	<79 UJ
PFO5DA	140 J	<34 UJ	37 J
PMPA	640 J	<570 UJ	<570 UJ
PEPA	<47 UJ	<47 UJ	<47 UJ
PFESA-BP1	30 J	<27 UJ	<27 UJ
PFESA-BP2	190 J	<30 UJ	<30 UJ
Byproduct 4	230 J	<160 UJ	<160 UJ
Byproduct 5	1,300 J	<58 UJ	<58 UJ
Byproduct 6	<15 UJ	<15 UJ	<15 UJ
NVHOS	100 J	<54 UJ	<54 UJ
EVE Acid	<24 UJ	<24 UJ	<24 UJ
Hydro-EVE Acid	<28 UJ	<28 UJ	<28 UJ
R-EVE	<70 UJ	<70 UJ	<70 UJ
PES	<46 UJ	<46 UJ	<46 UJ
PFECA B	<60 UJ	<60 UJ	<60 UJ
PFECA-G	<41 UJ	<41 UJ	<41 UJ
Total Table 3+ Compounds*	6400	ND	37
Other PFAS (ng/L)			
10:2 Fluorotelomer sulfonate	--	--	<2.0
1H,1H,2H,2H-perfluorodecanesulfonate (8:2 FTS)	--	--	<20
1H,1H,2H,2H-perfluorohexanesulfonate (4:2 FTS)	--	--	<20
2-(N-ethyl perfluoro-1-octanesulfonamido)-ethanol	<60 UJ	<60 UJ	<60 UJ
2-(N-methyl perfluoro-1-octanesulfonamido)-ethanol	<110 UJ	<110 UJ	<110 UJ
6:2 Fluorotelomer sulfonate	--	--	<20
N-ethyl perfluorooctane sulfonamidoacetic acid	--	--	<20
N-ethylperfluoro-1-octanesulfonamide	<37 UJ	<37 UJ	<37 UJ
N-methyl perfluoro-1-octanesulfonamide	<35 UJ	<35 UJ	<35 UJ
N-methyl perfluorooctane sulfonamidoacetic acid	--	--	<20
Perfluorobutane Sulfonic Acid	--	--	<2.0
Perfluorobutanoic Acid	--	--	<2.0
Perfluorodecane Sulfonic Acid	--	--	<2.0
Perfluorodecanoic Acid	--	--	<2.0
Perfluorododecane sulfonic acid (PFDoS)	--	--	<2.0
Perfluorododecanoic Acid	--	--	<2.0
Perfluoroheptane sulfonic acid (PFHpS)	--	--	<2.0
Perfluoroheptanoic Acid	--	--	<2.0
Perfluorohexadecanoic acid (PFHxDA)	--	--	<2.0
Perfluorohexane Sulfonic Acid	--	--	<2.0
Perfluorohexanoic Acid	--	--	<2.0
Perfluorononanesulfonic acid	--	--	<2.0
Perfluorononanoic Acid	--	--	<2.0
Perfluorooctadecanoic acid	--	--	<2.0
Perfluorooctane Sulfonamide	--	--	<2.0
Perfluoropentane sulfonic acid (PFPeS)	--	--	<2.0
Perfluoropentanoic Acid	--	--	<2.0
Perfluorotetradecanoic Acid	--	--	<2.0
Perfluorotridecanoic Acid	--	--	<2.0
Perfluoroundecanoic Acid	--	--	<2.0
PFOA	--	--	<2.0
PFOS	--	--	<2.0

Notes:

* - Total Table 3+ was calculated including J qualified data but not non-detect data. The total Table 3+ sum is rounded to two significant figures.

**Analyzed using EPA Method 537 Mod

Bold - Analyte detected above associated reporting limit

EPA - Environmental Protection Agency

J - Analyte detected. Reported value may not be accurate or precise
ng/L - nanograms per liter

QA/QC - Quality assurance/ quality control

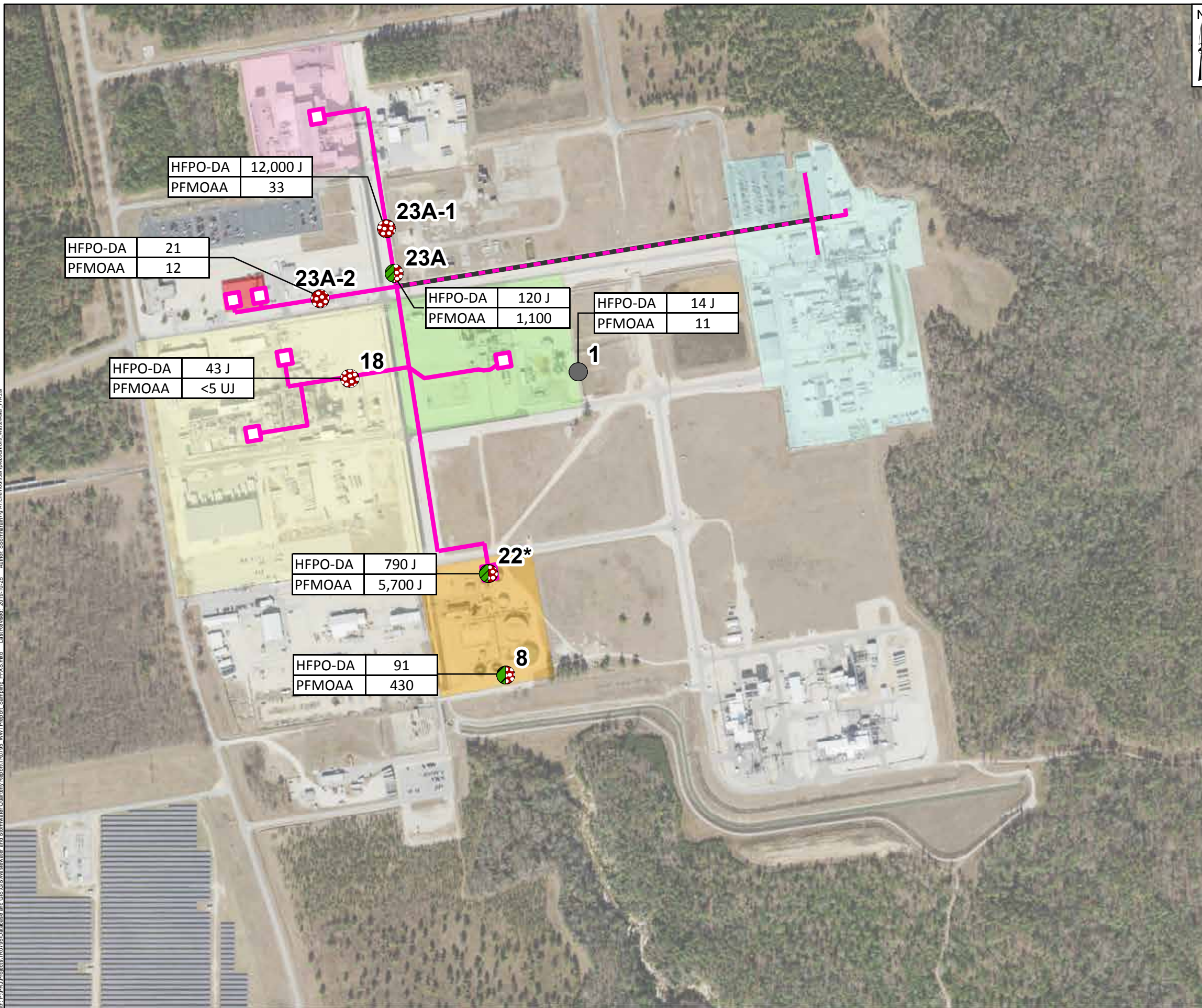
SOP - standard operating procedure

UJ - Analyte not detected. Reporting limit may not be accurate or precise

-- - No data reported

< - Analyte not detected above associated reporting limit.

Path: P:\P\Projects\TR0795 Database and GIS\GIS\Wastewater and Stormwater Quantity Report\TR0795 WWT Report_Summary_PFA5.mxd - Last Revised: 2018-10-25 - Author: SSommananthy A.ChemoursSamplingLocations, Wastewater_PFA5.cai
 Projection: NAD 1983 StatePlane North Carolina FIPS 3200 Feet Units in Foot US



Legend

- Pipe Connection to Facility
- Terracotta Pipe and Piping Connected to Terracotta Pipe
- Grouted Pipe Section
- Temporal Composite Sample

Site Areas

- Chemours Monomer IXM Area
- Kuraray Trosifol® Manufacturing Operations
- Kuraray Laboratory
- Kuraray SentryGlas® Manufacturing Operations
- Power - Filtered and Demineralized Water Production
- Wastewater Treatment Plant

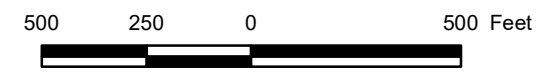
Sample Location Category

- Intake
- Process wastewater
- Non-process wastewater

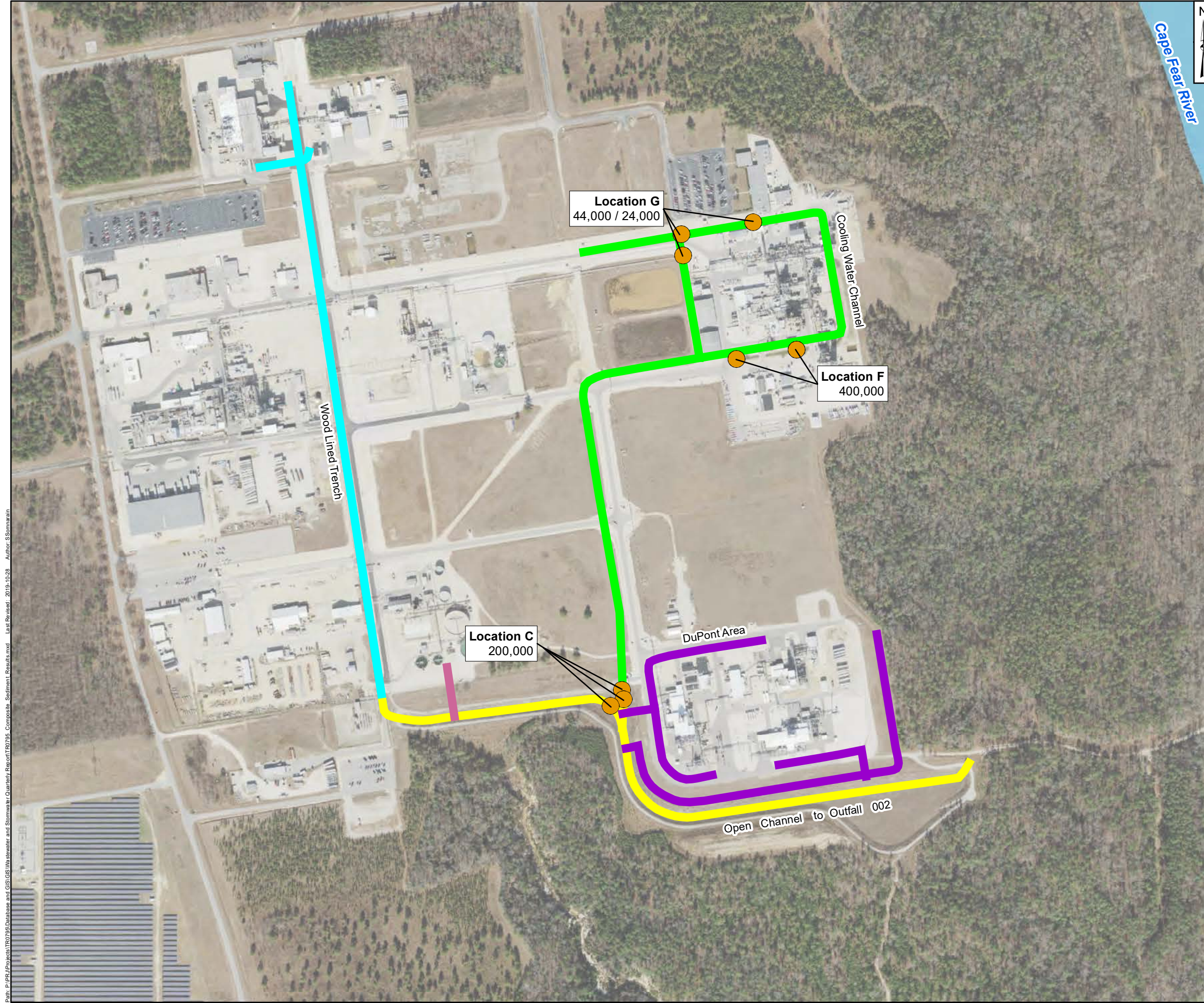
Notes:

ng/L - nanograms per liter
 J - estimated value
 UJ - estimated reporting limit
 HFPO-DA - Hexafluoropropylene oxide dimer acid
 PFMOAA - Perfluoro-2-methoxyacetic acid

- All concentrations are in ng/L.
- Samples collected on July 16, 2019 and July 18, 2019.
- Samples were collected as 24-hr composite samples.
- All samples were collected simultaneously except Location 8, which was collected 1 hydraulic residence time (approximately 24 hours) after the other locations.
- Data reported here are from TestAmerica.
- * Due to a sediment blockage, sample was only collected over 8 hours. Results may potentially be influenced by presence of sediment.
- Aerial imagery provided by Esri basemaps (2017).



HFPO-DA and PFMOAA Concentrations from the Wastewater Treatment Plant Sampling Program
 Chemours Fayetteville Works, North Carolina



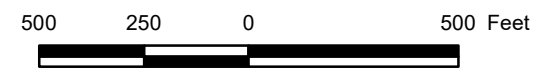
Legend

- Composite Sediment Sample Location

Ditch Types

- Wood Lined Trench
- Wastewater Treatment Plant Discharge
- Cooling Water Channel
- Open Channel to Outfall 002
- DuPont Area

Notes:
 ng/kg - nanograms per kilogram
 1. All concentrations samples are in ng/kg.
 2. Both the results for the primary and duplicate samples are reported for Location G.
 3. Basemap source: Esri, DigitalGlobe, GeoEye, Earthstar Geographics, CNES/Airbus DS, USDA, USGS, AeroGRID, IGN, and the GIS User Community



Total Table 3+ Concentrations from Composite Sediment Samples
 Chemours Fayetteville Works, North Carolina

Geosyntec consultants
 Geosyntec Consultants of NC, P.C.
 NC License No.: C 3500 and C 295

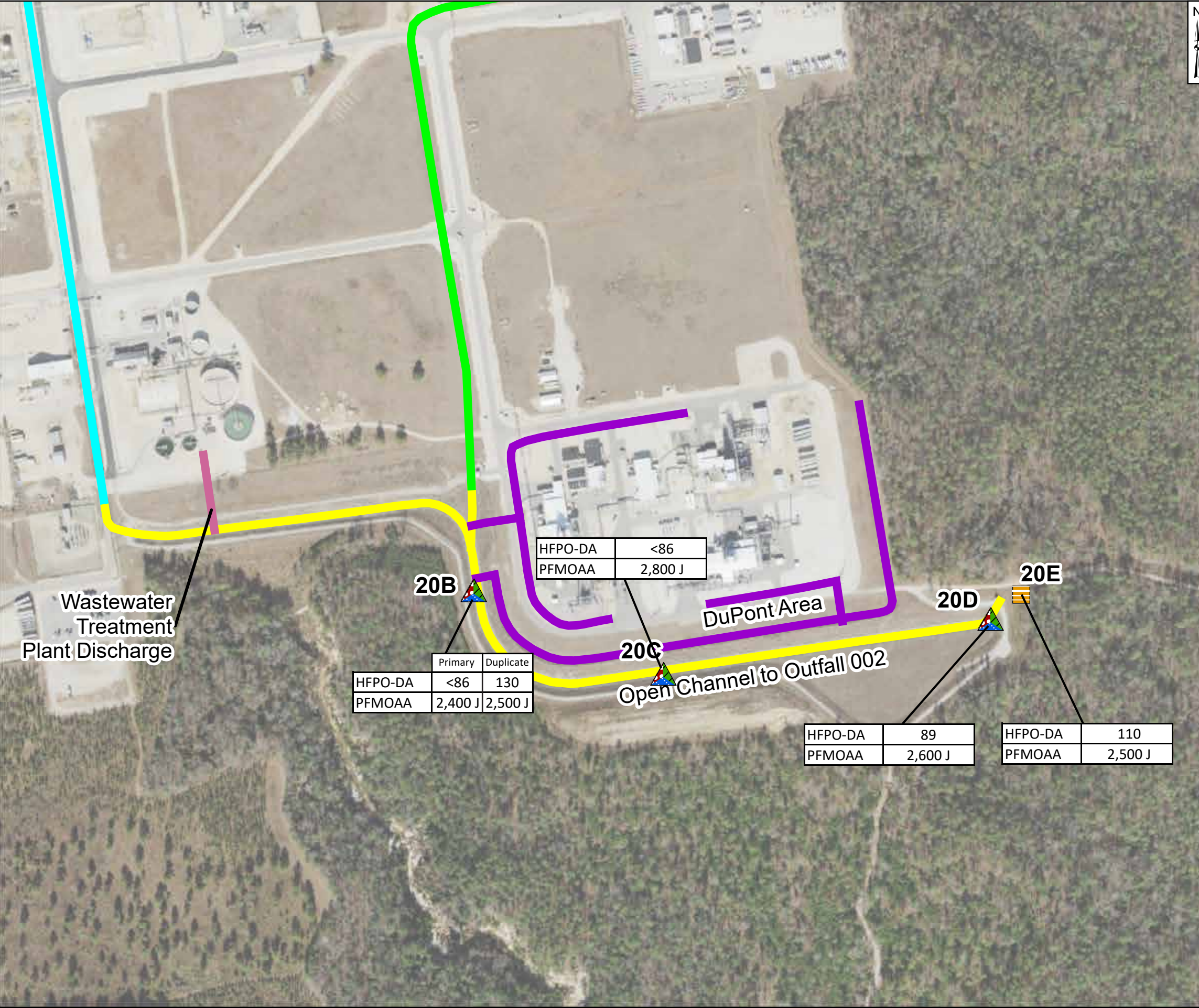
Figure

Raleigh October 2019

A.2

Path: P:\P\Projects\TR0795 Database and GIS\GIS\Wastewater and Stormwater\Quarterly Report\TR0795 Composite Sediment Results.mxd Last Revised: 2019-10-28 Author: SStewart
 Projection: NAD 1983 StatePlane North Carolina FIPS 3200 Feet Units in Foot US

Path: P:\PDU\Projects\TR0725 Database and GIS\Wastewater and Stormwater\Quarterly\Reports\TR0725 Additional Outfall Samples - May 2019.a
 Author: S.Samarathilake
 Date: 2019-10-25
 Last Modified: 2019-10-25
 File: Results.mxd
 Output: Outfall002 Channel Sampler Results.mxd
 Projection: NAD 1983 StatePlane North Carolina FIPS 3200 Feet Units in Foot US



Legend

- Grab Sample
- Spatial Composite Sample

Sample Location Category

- Outfall 002
- Process wastewater
- Non-process wastewater
- Stormwater

Ditch Types

- Wood Lined Trench
- Wastewater Treatment Plant Discharge
- Cooling Water Channel
- Open Channel to Outfall 002
- DuPont Area

Constituent	Result (ng/L)
HFPO-DA	4,200
PFMOAA	130

Notes:

ng/L - nanograms per liter
 J - estimated value

1. All concentrations are in ng/L.
2. Spatial composite samples collected as three grab samples along channel cross section then composited together.
3. Samples collected May 30, 2019.
4. Aerial imagery provided by Esri Basemaps (2017).

400 200 0 400 Feet

**HFPO-DA and PFMOAA Concentrations –
 Additional Outfall 002 Samples - May 2019 Event**

Chemours Fayetteville Works, North Carolina

Geosyntec
consultants

Geosyntec Consultants of NC, P.C.
 NC License No.: C 3500 and C 295

Figure
A.3

Raleigh

October 2019

Appendix B: Field Parameters

31 October 2019

APPENDIX B: FIELD PARAMETERS

Field parameters recorded during the April, June, and August 2019 events are provided in Table B.1 and Table B.2 for grab samples and temporal composite samples, respectively. Field parameters were measured using a Horiba U-52 model. The water quality meter was calibrated at the start of every sampling day, except for on August 21st, when the Turbidity meter could not be calibrated due to lack of proper calibration solution.

For grab samples during the April, June, and August 2019 events, field parameters were measured once prior to sampling using a flow through cell. For temporal composite samples during the April 2019 and August 2019 events, field parameters were measured twice using a flow through cell: once during composite sampling (collected directly from the water stream), and once after composite sampling (collected from the autosampler reservoir). For temporal composite samples during the June 2019 event, field parameters were measured from the autosampler reservoir after sampling.

Field parameter data from the April 2019 event were previously discussed in Characterization of PFAS Concentration in Process and Non-Process Wastewater and Stormwater: Quarterly Report #1 (Geosyntec, 2019b). Recorded field parameter data observed during the June and August 2019 events are generally in line with expectations for the sample locations, with the following exceptions:

- In June 2019, most locations had recorded pH between 6 and 9. Locations 18 and 22 had pH greater than or equal to 10. Location 22, the combined influent to the wastewater treatment plan (WWTP), had the highest measured pH at 11. Location 18, Kuraray process wastewater flowing to the WWTP, had measured pH at 10. The treated effluent pH from the WWTP at Location 8 was 6.9.
- In August 2019, most locations had recorded pH between 6 and 9. Location 6, Kuraray non-contact cooling water flowing to the WWTP, and Location 18, Kuraray process wastewater flowing to the WWTP, each had measured pH at 10. The treated effluent pH from the WWTP at location 8 was between 7.9 and 8.3.

- In August 2019, Location 23A, Kuraray SentryGlas® process water and non-contact cooling water flowing to the WWTP, had the lowest measured pH at 4.7. The treated effluent pH from the WWTP at Location 8 was between 7.9 and 8.3.
- In June 2019, Location 23B, Kuraray laboratory process wastewater flowing to the WWTP, had dissolved oxygen (DO) measured at 0 mg/L. Other field parameter data for this location were as expected; however, in general the DO measured for other grab sample locations were also low (2 mg/L – 5 mg/L) compared to the other bimonthly sampling events (April: 6 mg/L – 11 mg/L, June: 3 mg/L – 9 mg/L). Additional field calibration data for DO will be requested for the next sampling event to evaluate this further.

**TABLE B.1
GRAB SAMPLE FIELD PARAMETERS - QUARTERS 2 AND 3**

Chemours Fayetteville Works, North Carolina

Location	pH			Temperature (°C)			Specific Conductivity (mS/cm)		
	April	June	August	April	June	August	April	June	August
6A	7.9	7.8	8.3	21	33	34	0.061	0.13	0.088
6B	7.8	8.3	10	20	34	33	0.055	0.14	0.15
7B	N/A	7.9	--	N/A	31	--	N/A	0.25	--
16	N/A	N/A	N/A	N/A	N/A	N/A	N/A	N/A	N/A
17A	N/A	N/A	--	N/A	N/A	--	N/A	N/A	--
17B	N/A	N/A	N/A	N/A	N/A	N/A	N/A	N/A	N/A
18	6.2	10	10	23	36	49	0.074	0.87	0.67
19A	6.4	7.3	7.3	34	42	26	0.053	0.068	0.002
19B	7.2	8.0	6.6	23	43	34	0.16	0.11	0.60
21A	7.8	6.9	8.3	25	36	33	0.088	0.16	0.11
22	11	11	7.8	27	41	32	0.31	2.10	N/A
23A	3.5	8.7	5	22	35	41	0.22	0.29	0.14
23B	--	8.6	Dry	--	31	Dry	--	1.24	Dry
24A	9.8	7.9	8.1	23	34	30	0.058	0.17	0.08
24B	8.1	8.0	8.4	23	31	32	0.088	0.17	0.11
24C	8.5	8.7	8.2	27	37	33	0.093	0.17	0.10

Notes:

- - sample not collected
- °C - degrees Celsius
- mg/L - milligrams per liter
- mS/cm - milliSiemens per centimeter
- mV - millivolt
- N/A - no data reported
- NTU - nephelometric turbidity units
- ORP - oxidation reduction potential

**TABLE B.1
GRAB SAMPLE FIELD PARAMETERS - QUARTERS 2 AND 3**

Chemours Fayetteville Works, North Carolina

Location	Dissolved Oxygen (mg/L)			ORP (mV)			Turbidity (NTU)		
	April	June	August	April	June	August	April	June	August*
6A	9.1	4.7	4.6	380	510	270	150	0	0
6B	9.1	4.9	4.4	490	290	38	70	0	0
7B	N/A	4.3	--	N/A	310	--	N/A	0	--
16	N/A	N/A	N/A	N/A	N/A	N/A	N/A	N/A	N/A
17A	N/A	N/A	--	N/A	N/A	--	N/A	N/A	--
17B	N/A	N/A	N/A	N/A	N/A	N/A	N/A	N/A	N/A
18	7.0	4.0	3.5	150	18	-46	31	11.3	77
19A	6.9	2.9	8.7	170	330	230	630	120	190
19B	11	3.2	7.9	170	290	120	5.9	0	240
21A	10	5.3	4.2	160	390	99	3.0	0	0.0
22	6.5	3.5	7.6	-14	-13	57	110	10.4	310
23A	8.7	2.0	3.7	300	80	120	1.1	17.1	0
23B	--	0.0	Dry	--	-230	Dry	--	120	Dry
24A	11	4.2	4.1	330	280	430	62	0	0
24B	11	4.5	4.4	170	290	93	0.7	0	0
24C	6.5	4.2	5.4	170	280	180	2.2	0	0

Notes:

-- - sample not collected

°C - degrees Celsius

mg/L - milligrams per liter

mS/cm - milliSiemens per centimeter

mV - millivolt

N/A - no data reported

NTU - nephelometric turbidity units

ORP - oxidation reduction potential

**TABLE B.2
TEMPORAL COMPOSITE SAMPLE FIELD PARAMETERS - QUARTERS 2 AND 3
Chemours Fayetteville Works, North Carolina**

Location	pH						Temperature (°C)					
	April		June		August		April		June		August	
	Initial Reading	Final Reading	Initial Reading	Final Reading	Initial Reading	Final Reading	Initial Reading	Final Reading	Initial Reading	Final Reading	Initial Reading	Final Reading
1	8.0	7.6	N/A	6.4	8.4	8.1	25	19	N/A	13	31	19
7A	7.7	8.2	N/A	6.7	N/A	7.9	21	22	N/A	10	N/A	17
7B	--	--	--	--	N/A	7.8	--	--	--	--	N/A	17
8	8.1	8.2	N/A	6.9	8.3	7.9	26	23	N/A	14	37	15
9	7.8	7.8	N/A	6.5	7.9	8.2	27	22	N/A	10	35	14
10	7.5	8.2	--	--	8.5	8.0	28	22	--	--	37	13
12	--	--	--	--	9.8	9.2	--	--	--	--	34	12
14	8.9	8.1	N/A	7.3	9.5	9.1	28	23	N/A	12	42	11
15	8.0	7.3	N/A	6.6	8.8	8.5	29	22	N/A	13	34	10
20	8.8	7.4	N/A	7.0	8.3	7.9	26	22	N/A	16	34	9

Notes:

Initial reading collected at the start of sampling directly from the water stream.
 Final reading collected after sampling was complete, from autosampler reservoir.
 -- - sample not collected
 °C - degrees Celsius
 mg/L - milligrams per liter
 mS/cm - milliSiemens per centimeter
 mV - millivolt
 N/A - no data reported
 NTU - nephelometric turbidity units
 ORP - oxidation reduction potential

**TABLE B.2
TEMPORAL COMPOSITE SAMPLE FIELD PARAMETERS - QUARTERS 2 AND 3
Chemours Fayetteville Works, North Carolina**

Location	Specific Conductivity (mS/cm)						Dissolved Oxygen (mg/L)					
	April		June		August		April		June		August	
	Initial Reading	Final Reading	Initial Reading	Final Reading	Initial Reading	Final Reading	Initial Reading	Final Reading	Initial Reading	Final Reading	Initial Reading	Final Reading
1	0.064	0.053	N/A	0.12	0.079	0.12	16	7.2	N/A	6.6	5.5	5.4
7A	0.071	0.056	N/A	0.13	N/A	0.08	11	14	N/A	5.5	N/A	7.4
7B	--	--	--	--	N/A	0.13	--	--	--	--	N/A	6.7
8	1.7	0.95	N/A	1.8	1.63	0.92	8.1	7.3	N/A	5.0	5.9	7.4
9	0.074	0.057	N/A	0.12	0.078	0.091	9.9	6.1	N/A	5.8	6.8	8.6
10	0.097	0.069	--	--	0.073	0.071	26	6.9	--	--	6.7	8.7
12	--	--	--	--	0.17	0.12	--	--	--	--	9.7	5.7
14	0.16	0.09	N/A	0.23	0.17	0.091	13	6.9	N/A	6.1	7.3	8.4
15	0.027	0.061	N/A	0.13	0.16	0.075	29	6.2	N/A	6.1	6.8	7.9
20	0.11	0.087	N/A	0.19	0.13	0.12	12	7.1	N/A	5.2	8.2	8.3

Notes:

Initial reading collected at the start of sampling directly from the water stream.
 Final reading collected after sampling was complete, from autosampler reservoir.
 -- - sample not collected
 °C - degrees Celsius
 mg/L - milligrams per liter
 mS/cm - milliSiemens per centimeter
 mV - millivolt
 N/A - no data reported
 NTU - nephelometric turbidity units
 ORP - oxidation reduction potential

**TABLE B.2
TEMPORAL COMPOSITE SAMPLE FIELD PARAMETERS - QUARTERS 2 AND 3
Chemours Fayetteville Works, North Carolina**

Location	ORP (mV)						Turbidity (NTU)					
	April		June		August		April		June		August	
	Initial Reading	Final Reading	Initial Reading	Final Reading	Initial Reading	Final Reading	Initial Reading	Final Reading	Initial Reading	Final Reading	Initial Reading	Final Reading
1	470	200	N/A	370	160	230	100	57	N/A	8.5	9.0	8.6
7A	350	100	N/A	320	N/A	230	55	58	N/A	4.0	N/A	7.3
7B	--	--	--	--	N/A	220	--	--	--	--	N/A	9.5
8	32	150	N/A	310	180	220	24	2.7	N/A	11	11	4.4
9	240	160	N/A	350	250	220	100	59	N/A	4.7	8.6	6.4
10	230	130	--	--	150	230	77	310	--	--	22	60
12	--	--	--	--	76	210	--	--	--	--	2.1	4.5
14	45	200	N/A	280	99	210	3.1	1.2	N/A	0	7.0	2.1
15	37	220	N/A	350	140	230	210	48	N/A	7.4	8.0	6.8
20	43	210	N/A	300	140	250	230	46	N/A	3.6	7.0	6.8

Notes:

Initial reading collected at the start of sampling directly from the water stream.
 Final reading collected after sampling was complete, from autosampler reservoir.
 -- - sample not collected
 °C - degrees Celsius
 mg/L - milligrams per liter
 mS/cm - milliSiemens per centimeter
 mV - millivolt
 N/A - no data reported
 NTU - nephelometric turbidity units
 ORP - oxidation reduction potential

Appendix C: Re-issued Results from April
2019 Event

TABLE C
ANALYTICAL RESULTS - APRIL 2019 EVENT
Chemours Fayetteville Works, North Carolina

Location ID	1	6A	6B	7A	7B
Field Sample ID	DSTW-LOC1-042419	DSTW-LOC6A-042419	DSTW-LOC6B-042419	DSTW-LOC7A-042419	DSTW-LOC7B-042419
Date Sampled	04/24/2019	04/24/2019	04/24/2019	04/24/2019	04/24/2019
QA/QC	--	--	--	--	--
Table 3+ Lab SOP (ng/L)					
HFPO-DA (EPA Method 537 Mod)	14	13	41	14	21
PFMOAA	7 J	<5 UJ	<5 UJ	8 J	51 J
PFO2HxA	12 J	11 J	11 J	12 J	26 J
PFO3OA	<2 UJ	<2 UJ	<2 UJ	<2 UJ	6 J
PFO4DA	<2 UJ	<2 UJ	<2 UJ	<2 UJ	2.5 J
PFO5DA	<2 UJ	<2 UJ	<2 UJ	<2 UJ	<2 UJ
PMPA	21 J	24 J	23 J	24 J	23 J
PEPA	<20 UJ	<20 UJ	<20 UJ	<20 UJ	<20 UJ
PFESA-BP1	<2 UJ	<2 UJ	<2 UJ	<2 UJ	<2 UJ
PFESA-BP2	<2 UJ	<2 UJ	<2 UJ	<2 UJ	7 J
Byproduct 4	11 J	8.1 J	11 J	5.3 J	19 J
Byproduct 5	3.2 J	4.3 J	3.6 J	4.2 J	53 J
Byproduct 6	<2 UJ	<2 UJ	<2 UJ	<2 UJ	<2 UJ
NVHOS	<2 UJ	<2 UJ	<2 UJ	<2 UJ	2.1 J
EVE Acid	<2 UJ	<2 UJ	<2 UJ	<2 UJ	<2 UJ
Hydro-EVE Acid	<2 UJ	<2 UJ	<2 UJ	<2 UJ	<2 UJ
R-EVE	6.4 J	2.6 J	6.6 J	3.9 J	4 J
PES	<2 UJ	<2 UJ	<2 UJ	<2 UJ	<2 UJ
PFECA B	<2 UJ	<2 UJ	<2 UJ	<2 UJ	<2 UJ
PFECA-G	<2 UJ	<2 UJ	<2 UJ	<2 UJ	<2 UJ
Total Table 3+ Compounds*	75	63	96	71	210
EPA Method 537 Mod (ng/L)					
10:2 Fluorotelomer sulfonate	<2.0	<2.0	<2.0	<2.0	<2.0
8:2 Fluorotelomersulfonic acid	<20	<20	<20	<20	<20
4:2 Fluorotelomersulfonic acid	<20	<20	<20	<20	<20
2-(N-ethyl perfluoro-1-octanesulfonamido)-ethanol	<60	<60	<60	<60	900 J
2-(N-methyl perfluoro-1-octanesulfonamido)-ethanol	<110	<110	<110	<110	<110
6:2 Fluorotelomer sulfonate	<20	<20	<20	<20	<20
ADONA	<2.1	<2.1	<2.1	<2.1	<2.1
NaDONA	<2.1	<2.1	<2.1	<2.1	<2.1
N-ethyl perfluorooctane sulfonamidoacetic acid	<20	<20	<20	<20	<20
N-ethylperfluoro-1-octanesulfonamide	<37	<37 UJ	<37 UJ	<37	<37 UJ
N-methyl perfluoro-1-octanesulfonamide	<35	<35 UJ	<35 UJ	<35	<35
N-methyl perfluorooctane sulfonamidoacetic acid	<20	<20	<20	<20	<20
Perfluorobutane Sulfonic Acid	2.3	2.4	2.3	2.3	2.3
Perfluorobutanoic Acid	7.1	7.6	7.1	7	5.2
Perfluorodecane Sulfonic Acid	<2.0	<2.0	<2.0	<2.0	<2.0
Perfluorodecanoic Acid	<2.0	<2.0	<2.0	<2.0	<2.0
Perfluorododecane sulfonic acid (PFDoS)	<2.0	<2.0	<2.0	<2.0	<2.0
Perfluorododecanoic Acid	<2.0	<2.0	<2.0	<2.0	<2.0
Perfluoroheptane sulfonic acid (PFHpS)	<2.0	<2.0	<2.0	<2.0	<2.0
Perfluoroheptanoic Acid	7	7.4	7.4	7.4	7
Perfluorohexadecanoic acid (PFHxDA)	<2.0	<2.0	<2.0	<2.0	<2.0
Perfluorohexane Sulfonic Acid	3.3	3.7	3.6	3.4	3.5
Perfluorohexanoic Acid	9.2	9.2	9.3	8.3	8.2
Perfluorononanesulfonic acid	<2.0	<2.0	<2.0	<2.0	<2.0
Perfluorononanoic Acid	<2.0	<2.0	<2.0	<2.0	<2.0
Perfluorooctadecanoic acid	<2.0	<2.0	<2.0	2	<2.0
Perfluorooctane Sulfonamide	<2.0	<2.0	<2.0	<2.0	<2.0
Perfluoropentane sulfonic acid (PFPeS)	<2.0	<2.0	<2.0	<2.0	<2.0
Perfluoropentanoic Acid	7	7.4	7.2	6.5	7.2
Perfluorotetradecanoic Acid	<2.0	<2.0	<2.0	<2.0	<2.0
Perfluorotridecanoic Acid	<2.0	<2.0	<2.0	<2.0	<2.0
Perfluoroundecanoic Acid	<2.0	<2.0	<2.0	<2.0	<2.0
PFOA	8.1	8.6	9.3	8.8	7.9
PFOS	12	14	14	14	14

Notes:

* - Total Table 3+ was calculated including J qualified data but not non-detect data. The total Table 3+ sum is rounded to two significant figures.

Bold - Analyte detected above associated reporting limit

EPA - Environmental Protection Agency

J - Analyte detected. Reported value may not be accurate or precise

ND - No Table 3+ compounds were detected above their associated reporting limits.

ng/L - nanograms per liter

QA/QC - Quality assurance/ quality control

SOP - standard operating procedure

UJ - Analyte not detected. Reporting limit may not be accurate or precise.

-- - No data reported

< - Analyte not detected above associated reporting limit.

TABLE C
ANALYTICAL RESULTS - APRIL 2019 EVENT
Chemours Fayetteville Works, North Carolina

Location ID	8	9	10	14	15
Field Sample ID	DSTW-LOC8-042419	DSTW-LOC9-042419	DSTW-LOC10-042419	DSTW-LOC14-042419	DSTW-LOC15-042419
Date Sampled	04/24/2019	04/24/2019	04/24/2019	04/24/2019	04/24/2019
QA/QC	--	--	--	--	--
Table 3+ Lab SOP (ng/L)					
HFPO-DA (EPA Method 537 Mod)	120	29	320	12	34
PFMOAA	1,200 J	8.8 J	58 J	67 J	8.4 J
PFO2HxA	480	17 J	88 J	10 J	17 J
PFO3OA	150	4.5 J	24 J	2.1 J	4 J
PFO4DA	<79	3.6 J	20 J	<2 UJ	3.2 J
PFO5DA	51	<2 UJ	9.1 J	<2 UJ	<2 UJ
PMPA	<570	25 J	260 J	15 J	35 J
PEPA	<47	<20 UJ	97 J	<20 UJ	<20 UJ
PFESA-BP1	<27	28 J	78 J	<2 UJ	22 J
PFESA-BP2	240	3.4 J	19 J	<2 UJ	4.3 J
Byproduct 4	<160	50 J	190 J	5.7 J	42 J
Byproduct 5	690	83 J	280 J	2.3 J	71 J
Byproduct 6	<15	<2 UJ	<2 UJ	<2 UJ	<2 UJ
NVHOS	<54	2.8 J	14 J	<2 UJ	3 J
EVE Acid	<24	11 J	8.5 J	<2 UJ	9.5 J
Hydro-EVE Acid	<28	<2 UJ	8.5 J	<2 UJ	<2 UJ
R-EVE	<70	7.5 J	150 J	3.2 J	10 J
PES	<46	<2 UJ	<2 UJ	<2 UJ	<2 UJ
PFECA B	<60	2.8 J	<2 UJ	<2 UJ	<2 UJ
PFECA-G	<41	<2 UJ	<2 UJ	<2 UJ	<2 UJ
Total Table 3+ Compounds*	2,900	280	1,600	58	260
EPA Method 537 Mod (ng/L)					
10:2 Fluorotelomer sulfonate	<2.0	<2.0	<2.0	<2.0	<2.0
8:2 Fluorotelomersulfonic acid	<20	<20	<20	<20	<20
4:2 Fluorotelomersulfonic acid	<20	<20	<20	<20	<20
2-(N-ethyl perfluoro-1-octanesulfonamido)-ethanol	<60	<60	<60	<60	<60
2-(N-methyl perfluoro-1-octanesulfonamido)-ethanol	<110	<110	<110	<110	<110
6:2 Fluorotelomer sulfonate	<20	<20	<20	<20	<20
ADONA	<2.1	<2.1	<2.1	<2.1	<2.1
NaDONA	<2.1	<2.1	<2.1	<2.1	<2.1
N-ethyl perfluorooctane sulfonamidoacetic acid	<20	<20	<20	<20	<20
N-ethylperfluoro-1-octanesulfonamide	<37	<37	<37	<37	<37
N-methyl perfluoro-1-octanesulfonamide	<35	<35	<35	<35	<35
N-methyl perfluorooctane sulfonamidoacetic acid	<20	<20	<20	<20	<20
Perfluorobutane Sulfonic Acid	2.4	2.2	2.1	<2.0	2.3
Perfluorobutanoic Acid	5.7	6.9	10	4.7	6.5
Perfluorodecane Sulfonic Acid	<2.0	<2.0	<2.0	<2.0	<2.0
Perfluorodecanoic Acid	<2.0	<2.0	<2.0	<2.0	<2.0
Perfluorododecane sulfonic acid (PFDoS)	<2.0	<2.0	<2.0	<2.0	<2.0
Perfluorododecanoic Acid	<2.0	<2.0	<2.0	<2.0	<2.0
Perfluoroheptane sulfonic acid (PFHpS)	<2.0	<2.0	<2.0	<2.0	<2.0
Perfluoroheptanoic Acid	3.7	7.5	8.4	3.1	7.5
Perfluorohexadecanoic acid (PFHxDA)	<2.0	<2.0	<2.0	<2.0	<2.0
Perfluorohexane Sulfonic Acid	3.1	3.3	3.5	3	3.5
Perfluorohexanoic Acid	4.9	9	9.3	4.4	7.9
Perfluorononanesulfonic acid	<2.0	<2.0	<2.0	<2.0	<2.0
Perfluorononanoic Acid	<2.0	<2.0	<2.0	<2.0	<2.0
Perfluorooctadecanoic acid	<2.0	<2.0	<2.0	<2.0	<2.0
Perfluorooctane Sulfonamide	<2.0	<2.0	<2.0	<2.0	<2.0
Perfluoropentane sulfonic acid (PFPeS)	<2.0	<2.0	<2.0	<2.0	<2.0
Perfluoropentanoic Acid	4.2	8.6	17	3.8	8.2
Perfluorotetradecanoic Acid	<2.0	<2.0	<2.0	<2.0	<2.0
Perfluorotridecanoic Acid	<2.0	<2.0	<2.0	<2.0	<2.0
Perfluoroundecanoic Acid	<2.0	<2.0	<2.0	<2.0	<2.0
PFOA	8.2	8.9	10	5.8	8.5
PFOS	<2.0	14	12	11	14

Notes:

* - Total Table 3+ was calculated including J qualified data but not non-detect data. The total Table 3+ sum is rounded to two significant figures.

Bold - Analyte detected above associated reporting limit

EPA - Environmental Protection Agency

J - Analyte detected. Reported value may not be accurate or precise

ND - No Table 3+ compounds were detected above their associated reporting limits.

ng/L - nanograms per liter

QA/QC - Quality assurance/ quality control

SOP - standard operating procedure

UJ - Analyte not detected. Reporting limit may not be accurate or precise.

-- - No data reported

< - Analyte not detected above associated reporting limit.

TABLE C
ANALYTICAL RESULTS - APRIL 2019 EVENT
Chemours Fayetteville Works, North Carolina

Location ID	16	17A	17B	18	19A
Field Sample ID	DSTW-LOC16-042419	DSTW-LOC17A-042419	DSTW-LOC17B-042419	DSTW-LOC18-042419	DSTW-LOC19A-042419
Date Sampled	04/24/2019	04/24/2019	04/24/2019	04/24/2019	04/24/2019
QA/QC	--	--	--	--	--
Table 3+ Lab SOP (ng/L)					
HFPO-DA (EPA Method 537 Mod)	2,100,000	860,000,000	550,000,000	59	30 J
PFMOAA	160,000	<210,000	1,770,000	<5 UJ	< 5 UJ
PFO2HxA	133,000	<81,000	<81,000	21 J	4.8 J
PFO3OA	44,000	<58,000	<58,000	3.1 J	<2 UJ
PFO4DA	<59,000	<79,000	<79,000	2 J	<2 UJ
PFO5DA	<25,000	<34,000	<34,000	<2 UJ	<2 UJ
PMPA	539,000	<570,000	<570,000	44 J	27 J
PEPA	<35,000	110,000	47,000	<20 UJ	<20 UJ
PFESA-BP1	1,445,000	<27,000	<27,000	<2 UJ	<2 UJ
PFESA-BP2	248,000	<30,000	<30,000	3.2 J	<2 UJ
Byproduct 4	2,410,000	<160,000	<160,000	11 J	<2 UJ
Byproduct 5	330,000	<58,000	<58,000	13 J	<2 UJ
Byproduct 6	54,000	<15,000	<15,000	<2 UJ	<2 UJ
NVHOS	259,000	<54,000	<54,000	14 J	<2 UJ
EVE Acid	787,000	<24,000	<24,000	<2 UJ	<2 UJ
Hydro-EVE Acid	95,000	<28,000	<28,000	<2 UJ	<2 UJ
R-EVE	1,590,000	<70,000	<70,000	5.1 J	<2 UJ
PES	<34,000	<46,000	<46,000	<2 UJ	<2 UJ
PFECA B	<45,000	<60,000	<60,000	<2 UJ	<2 UJ
PFECA-G	<31,000	<41,000	<41,000	<2 UJ	<2 UJ
Total Table 3+ Compounds*	10,000,000	860,000,000	550,000,000	180	62
EPA Method 537 Mod (ng/L)					
10:2 Fluorotelomer sulfonate	170	<2,400,000	<4,800	<2.0	<2.0
8:2 Fluorotelomersulfonic acid	<480	<65,000,000	<130,000	<20	<20
4:2 Fluorotelomersulfonic acid	<370	<25,000,000	<50,000	<20	<20
2-(N-ethyl perfluoro-1-octanesulfonamido)-ethanol	<45,000	<60,000	<60,000	<60	<60
2-(N-methyl perfluoro-1-octanesulfonamido)-ethanol	<82,000	<110,000	<110,000	<110	<110
6:2 Fluorotelomer sulfonate	<370	<25,000,000	<50,000	<20	<20 UJ
ADONA	<18	<2,400,000	<4,800	<2.1	<2.1 UJ
NaDONA	<18	<2,400,000	<4,800	<2.1	<2.1 UJ
N-ethyl perfluorooctane sulfonamidoacetic acid	<180	<24,000,000	<48,000	<20	<20
N-ethylperfluoro-1-octanesulfonamide	<28,000	<37,000	<37,000	<37 UJ	<37 UJ
N-methyl perfluoro-1-octanesulfonamide	<26,000	<35,000	<35,000	<35 UJ	<35 UJ
N-methyl perfluorooctane sulfonamidoacetic acid	<290	<39,000,000	<78,000	<20	<20
Perfluorobutane Sulfonic Acid	<18	<2,500,000	<5,000	<2.0	<2.0 UJ
Perfluorobutanoic Acid	30,000	<4,400,000	<8,800	5.3	4.3 J
Perfluorodecane Sulfonic Acid	<29	<4,000,000	<8,000	<2.0	<2.0 UJ
Perfluorodecanoic Acid	240	<3,900,000	28,000	<2.0	<2.0 UJ
Perfluorododecane sulfonic acid (PFDoS)	<41	<5,600,000	<11,000	<2.0	<2.0 UJ
Perfluorododecanoic Acid	<51	<6,900,000	<14,000	<2.0	<2.0 UJ
Perfluoroheptane sulfonic acid (PFHpS)	<18	<2,400,000	<4,800	<2.0	<2.0 UJ
Perfluoroheptanoic Acid	13,000	<3,100,000	<6,300	3	<2.0 UJ
Perfluorohexadecanoic acid (PFHxDA)	<82	<11,000,000	<22,000	<2.0	<2.0 UJ
Perfluorohexane Sulfonic Acid	<16	4,100,000	<4,300	2.1	<2.0 UJ
Perfluorohexanoic Acid	1,700	<7,300,000	<15,000	4.3	<2.0 UJ
Perfluorononanesulfonic acid	<15	<2,000,000	<4,000	<2.0	<2.0 UJ
Perfluorononanoic Acid	7,500	<3,400,000	<6,800	<2.0	<2.0 UJ
Perfluorooctadecanoic acid	<42	<5,800,000	<12,000	<2.0	<2.0 UJ
Perfluorooctane Sulfonamide	<32	<4,400,000	<8,800	<2.0	<2.0 UJ
Perfluoropentane sulfonic acid (PFPeS)	<28	<3,800,000	<7,500	<2.0	<2.0 UJ
Perfluoropentanoic Acid	53,000	<6,100,000	<12,000	3.7	2.6 J
Perfluorotetradecanoic Acid	<27	<3,600,000	<7,300	<2.0	<2.0 UJ
Perfluorotridecanoic Acid	300	<16,000,000	<33,000	<2.0	<2.0 UJ
Perfluoroundecanoic Acid	1,900	<14,000,000	<28,000	<2.0	<2.0 UJ
PFOA	440	<11,000,000	1,800,000	6.7	2.6 J
PFOS	<50	<6,800,000	<14,000	7.3	<2.0 UJ

Notes:

* - Total Table 3+ was calculated including J qualified data but not non-detect data. The total Table 3+ sum is rounded to two significant figures.

Bold - Analyte detected above associated reporting limit

EPA - Environmental Protection Agency

J - Analyte detected. Reported value may not be accurate or precise

ND - No Table 3+ compounds were detected above their associated reporting limits.

ng/L - nanograms per liter

QA/QC - Quality assurance/ quality control

SOP - standard operating procedure

UJ - Analyte not detected. Reporting limit may not be accurate or precise.

-- - No data reported

< - Analyte not detected above associated reporting limit.

TABLE C
ANALYTICAL RESULTS - APRIL 2019 EVENT
Chemours Fayetteville Works, North Carolina

Geosyntec Consultants of NC P.C.

Location ID	19B	20	20	21A	22
Field Sample ID	DSTW-LOC19B-042419	DSTW-LOC20-042419	DSTW-LOC20-042419-D	DSTW-LOC21A-042419	DSTW-LOC22-042419
Date Sampled	04/24/2019	04/24/2019	04/24/2019	04/24/2019	04/24/2019
QA/QC	--	--	Blind Field Duplicate	--	--
Table 3+ Lab SOP (ng/L)					
HFPO-DA (EPA Method 537 Mod)	22	61	63	33	170
PFMOAA	<5 UJ	53 J	56 J	11 J	<5 UJ
PFO2HxA	9.8 J	30 J	31 J	16 J	<2 UJ
PFO3OA	<2 UJ	6.9 J	6.7 J	2.9 J	3 J
PFO4DA	<2 UJ	3.7 J	3.5 J	2 J	5.3 J
PFO5DA	<2 UJ	<2 UJ	<2 UJ	<2 UJ	<2 UJ
PMPA	39 J	37 J	35 J	43 J	67 J
PEPA	<20 UJ	<20 UJ	<20 UJ	<20 UJ	<20 UJ
PFESA-BP1	<2 UJ	5.3 J	5.5 J	2.1 J	2 J
PFESA-BP2	<2 UJ	7.8 J	7.9 J	<2 UJ	18 J
Byproduct 4	6.5 J	28 J	27 J	4.2 J	160 J
Byproduct 5	3.5 J	68 J	68 J	4.1 J	170 J
Byproduct 6	<2 UJ	<2 UJ	<2 UJ	<2 UJ	<2 UJ
NVHOS	<2 UJ	2.9 J	2.4 J	<2 UJ	11 J
EVE Acid	<2 UJ	2 J	<2 UJ	<2 UJ	<2 UJ
Hydro-EVE Acid	<2 UJ	<2 UJ	<2 UJ	<2 UJ	2.1 J
R-EVE	5.3 J	6.6 J	7.8 J	3.4 J	5.2 J
PES	<2 UJ	<2 UJ	<2 UJ	<2 UJ	<2 UJ
PFECA B	<2 UJ	<2 UJ	<2 UJ	<2 UJ	<2 UJ
PFECA-G	<2 UJ	<2 UJ	<2 UJ	<2 UJ	<2 UJ
Total Table 3+ Compounds*	86	310	310	120	610
EPA Method 537 Mod (ng/L)					
10:2 Fluorotelomer sulfonate	<2.0	<2.0	<2.0	<2.0	<2.0
8:2 Fluorotelomersulfonic acid	<20	<20	<20	<20	<52
4:2 Fluorotelomersulfonic acid	<20	<20	<20	<20	<20
2-(N-ethyl perfluoro-1-octanesulfonamido)-ethanol	<60	<60	<60	<60	<60
2-(N-methyl perfluoro-1-octanesulfonamido)-ethanol	<110	<110	<110	<110	<110
6:2 Fluorotelomer sulfonate	<20	<20	<20	<20	<20
ADONA	<2.1	<2.1	<2.1	<2.1	<2.1
NaDONA	<2.1	<2.1	<2.1	<2.1	<2.1
N-ethyl perfluorooctane sulfonamidoacetic acid	<20	<20	<20	<20	<20
N-ethylperfluoro-1-octanesulfonamide	<37 UJ	<37	<37	<37 UJ	<37 UJ
N-methyl perfluoro-1-octanesulfonamide	<35 UJ	<35	<35	<35 UJ	<35 UJ
N-methyl perfluorooctane sulfonamidoacetic acid	<20	<20	<20	<20	<31
Perfluorobutane Sulfonic Acid	<2.0	2.2	2.2	2	<2.0
Perfluorobutanoic Acid	4.4	6.5	5.9	5	<3.5 UJ
Perfluorodecane Sulfonic Acid	<2.0	<2.0	<2.0	<2.0	<3.2
Perfluorodecanoic Acid	<2.0	<2.0	<2.0	<2.0	<3.1
Perfluorododecane sulfonic acid (PFDoS)	<2.0	<2.0	<2.0	<2.0	<4.5
Perfluorododecanoic Acid	<2.0	<2.0	<2.0	<2.0	<5.5
Perfluoroheptane sulfonic acid (PFHpS)	<2.0	<2.0	<2.0	<2.0	<2.0
Perfluoroheptanoic Acid	2.2	7.1	7	3	7.1
Perfluorohexadecanoic acid (PFHxDA)	<2.0	<2.0	<2.0	<2.0	<8.9
Perfluorohexane Sulfonic Acid	<2.0	3.5	3.5	3	4.5
Perfluorohexanoic Acid	3.4	7.8	7.7	4.4	<5.8
Perfluorononanesulfonic acid	<2.0	<2.0	<2.0	<2.0	<2.0
Perfluorononanoic Acid	<2.0	<2.0	<2.0	<2.0	<2.7
Perfluorooctadecanoic acid	<2.0	<2.0 UJ	<2.0	<2.0	<4.6
Perfluorooctane Sulfonamide	<2.0	<2.0	<2.0	<2.0	<3.5
Perfluoropentane sulfonic acid (PFPeS)	<2.0	<2.0	<2.0	<2.0	<3.0
Perfluoropentanoic Acid	3.6	6.7	7.6	4.8	20
Perfluorotetradecanoic Acid	<2.0	<2.0	<2.0	<2.0	2.9
Perfluorotridecanoic Acid	<2.0	<2.0	<2.0	<2.0	<13
Perfluoroundecanoic Acid	<2.0	<2.0	<2.0	<2.0	<11
PFOA	4.9	8.7	8.5	5.6	<8.5
PFOS	3.2	13	13	9.1	<5.4

Notes:

* - Total Table 3+ was calculated including J qualified data but not non-detect data. The total Table 3+ sum is rounded to two significant figures.

Bold - Analyte detected above associated reporting limit

EPA - Environmental Protection Agency

J - Analyte detected. Reported value may not be accurate or precise

ND - No Table 3+ compounds were detected above their associated reporting limits.

ng/L - nanograms per liter

QA/QC - Quality assurance/ quality control

SOP - standard operating procedure

UJ - Analyte not detected. Reporting limit may not be accurate or precise.

-- - No data reported

< - Analyte not detected above associated reporting limit.

TABLE C
ANALYTICAL RESULTS - APRIL 2019 EVENT
Chemours Fayetteville Works, North Carolina

Location ID	23A	24A	24A	24B	24C
Field Sample ID	DSTW-LOC23A-042419	DSTW-LOC24A-042419	D	DSTW-LOC24B-042419	DSTW-LOC24C-042419
Date Sampled	04/24/2019	04/24/2019	04/24/2019	04/24/2019	04/24/2019
QA/QC	--	--	Blind Field Duplicate	--	--
Table 3+ Lab SOP (ng/L)					
HFPO-DA (EPA Method 537 Mod)	270	16 J	14	14	19
PFMOAA	1,300	7.5 J	<5 UJ	11 J	11 J
PFO2HxA	480	9.9 J	12 J	11 J	12 J
PFO3OA	140	<2 UJ	<2 UJ	<2 UJ	<2 UJ
PFO4DA	<79	<2 UJ	<2 UJ	<2 UJ	<2 UJ
PFO5DA	<34	<2 UJ	<2 UJ	<2 UJ	<2 UJ
PMPA	700	25 J	26 J	19 J	28 J
PEPA	<47	<20 UJ	<20 UJ	<20 UJ	<20 UJ
PFESA-BP1	2,700	<2 UJ	<2 UJ	<2 UJ	14 J
PFESA-BP2	140	<2 UJ	<2 UJ	<2 UJ	2.1 J
Byproduct 4	180	3.6 J	5.4 J	5.1 J	39 J
Byproduct 5	2,200	2.7 J	3.1 J	4.3 J	51 J
Byproduct 6	<15	<2 UJ	<2 UJ	<2 UJ	<2 UJ
NVHOS	<54	<2 UJ	<2 UJ	<2 UJ	4 J
EVE Acid	65	<2 UJ	<2 UJ	<2 UJ	6.8 J
Hydro-EVE Acid	32	<2 UJ	<2 UJ	<2 UJ	3.7 J
R-EVE	<70	4 J	4.2 J	3.8 J	36 J
PES	<46	<2 UJ	<2 UJ	<2 UJ	<2 UJ
PFECA B	<60	<2 UJ	<2 UJ	<2 UJ	<2 UJ
PFECA-G	<41	< UJ	<2 UJ	<2 UJ	<2 UJ
Total Table 3+ Compounds*	8,200	69	65	68	230
EPA Method 537 Mod (ng/L)					
10:2 Fluorotelomer sulfonate	<2.0	<2.0	<2.0	<2.0	<2.0
8:2 Fluorotelomersulfonic acid	<20	<20	<20	<20	<20
4:2 Fluorotelomersulfonic acid	<20	<20	<20	<20	<20
2-(N-ethyl perfluoro-1-octanesulfonamido)-ethanol	<60	<60	<60	<60	<60
2-(N-methyl perfluoro-1-octanesulfonamido)-ethanol	<110	<110	<110	<110	<110
6:2 Fluorotelomer sulfonate	<20	<20	<20	<20	<20
ADONA	<2.1	<2.1	<2.1	<2.1	<2.1
NaDONA	<2.1	<2.1	<2.1	<2.1	<2.1
N-ethyl perfluorooctane sulfonamidoacetic acid	<20	<20	<20	<20	<20
N-ethylperfluoro-1-octanesulfonamide	<37	<37 UJ	<37 UJ	<37	<37
N-methyl perfluoro-1-octanesulfonamide	<35	<35 UJ	<35 UJ	<35	<35
N-methyl perfluorooctane sulfonamidoacetic acid	<20	<20	<20	<20	<20
Perfluorobutane Sulfonic Acid	<2.0	2.3	2.3	2.2	2
Perfluorobutanoic Acid	160	6.3	5.8	5.5	4.7
Perfluorodecane Sulfonic Acid	<2.0	<2.0	<2.0	<2.0	<2.0
Perfluorodecanoic Acid	<2.0	<2.0	<2.0	<2.0	<2.0
Perfluorododecane sulfonic acid (PFDoS)	<2.0	<2.0	<2.0	<2.0	<2.0
Perfluorododecanoic Acid	<2.0	<16	<2.0	<2.0	<2.0
Perfluoroheptane sulfonic acid (PFHpS)	<2.0	<2.0	<2.0	<2.0	<2.0
Perfluoroheptanoic Acid	3.6	7	7.3	6	5.9
Perfluorohexadecanoic acid (PFHxDA)	<2.0	<2.0	<2.0	<2.0	<2.0
Perfluorohexane Sulfonic Acid	2	3.9	3.8	3.3	3.4
Perfluorohexanoic Acid	6.6	8.5	8.8	8	7
Perfluorononanesulfonic acid	<2.0	<2.0	<2.0	<2.0	<2.0
Perfluorononanoic Acid	<2.0	2	<2.0	<2.0	<2.0
Perfluorooctadecanoic acid	<2.0	<2.0	<2.0	<2.0	<2.0
Perfluorooctane Sulfonamide	<2.0	<2.0	<2.0	<2.0	<2.0
Perfluoropentane sulfonic acid (PFPeS)	<2.0	<2.0	<2.0	<2.0	<2.0
Perfluoropentanoic Acid	13	7	6.7	6.2	6.4
Perfluorotetradecanoic Acid	<2.0	<5.9	<2.0	<2.0	<2.0
Perfluorotridecanoic Acid	<2.0	<14	<2.0	<2.0	<2.0
Perfluoroundecanoic Acid	<2.0	<2	<2.0	<2.0	<2.0
PFOA	20	9.5	9.7	7.7	7.3
PFOS	2.9	25	21	12	15

Notes:

* - Total Table 3+ was calculated including J qualified data but not non-detect data. The total Table 3+ sum is rounded to two significant figures.

Bold - Analyte detected above associated reporting limit

EPA - Environmental Protection Agency

J - Analyte detected. Reported value may not be accurate or precise

ND - No Table 3+ compounds were detected above their associated reporting limits.

ng/L - nanograms per liter

QA/QC - Quality assurance/ quality control

SOP - standard operating procedure

UJ - Analyte not detected. Reporting limit may not be accurate or precise.

-- - No data reported

< - Analyte not detected above associated reporting limit.

TABLE C
ANALYTICAL RESULTS - APRIL 2019 EVENT
Chemours Fayetteville Works, North Carolina

Location ID	EQBLK	EQBLK	EQBLK	FBLK	TBLK
Field Sample ID	DSTW-EB-01-042419	DSTW-EB-02-042419	DSTW-EB-03-042419	DSTW-FB-042419	DSTW-TB-042519
Date Sampled	04/24/2019	04/24/2019	04/24/2019	04/24/2019	04/25/2019
QA/QC	Equipment Blank - Dip	Equipment Blank -	Equipment Blank -	Field Blank	Trip Blank
Table 3+ Lab SOP (ng/L)					
HFPO-DA (EPA Method 537 Mod)	<4.0	<4.0	<4.0	<4.0	<4.0
PFMOAA	<5 UJ	<5 UJ	<5 UJ	<5 UJ	<5 UJ
PFO2HxA	<2 UJ	<2 UJ	<2 UJ	<2 UJ	<2 UJ
PFO3OA	<2 UJ	<2 UJ	<2 UJ	<2 UJ	<2 UJ
PFO4DA	<2 UJ	<2 UJ	<2 UJ	<2 UJ	<2 UJ
PFO5DA	<2 UJ	<2 UJ	<2 UJ	<2 UJ	<2 UJ
PMPA	<10 UJ	<10 UJ	<10 UJ	<10 UJ	<10 UJ
PEPA	<20 UJ	<20 UJ	<20 UJ	<20 UJ	<20 UJ
PFESA-BP1	<2 UJ	<2 UJ	<2 UJ	<2 UJ	<2 UJ
PFESA-BP2	<2 UJ	<2 UJ	<2 UJ	<2 UJ	<2 UJ
Byproduct 4	<2 UJ	<2 UJ	<2 UJ	<2 UJ	<2 UJ
Byproduct 5	<2 UJ	<2 UJ	<2 UJ	<2 UJ	<2 UJ
Byproduct 6	<2 UJ	<2 UJ	<2 UJ	<2 UJ	<2 UJ
NVHOS	<2 UJ	<2 UJ	<2 UJ	<2 UJ	<2 UJ
EVE Acid	<2 UJ	<2 UJ	<2 UJ	<2 UJ	<2 UJ
Hydro-EVE Acid	<2 UJ	<2 UJ	<2 UJ	<2 UJ	<2 UJ
R-EVE	<2 UJ	<2 UJ	<2 UJ	<2 UJ	<2 UJ
PES	<2 UJ	<2 UJ	<2 UJ	<2 UJ	<2 UJ
PFECA B	<2 UJ	<2 UJ	<2 UJ	<2 UJ	<2 UJ
PFECA-G	<2 UJ	<2 UJ	<2 UJ	<2 UJ	<2 UJ
Total Table 3+ Compounds*	ND	ND	ND	ND	ND
EPA Method 537 Mod (ng/L)					
10:2 Fluorotelomer sulfonate	<2.0	<2.0	<2.0	<2.0	<2.0
8:2 Fluorotelomersulfonic acid	<20	<20	<20	<20	<20
4:2 Fluorotelomersulfonic acid	<20	<20	<20	<20	<20
2-(N-ethyl perfluoro-1-octanesulfonamido)-ethanol	820 J	850 J	780 J	<60	<60
2-(N-methyl perfluoro-1-octanesulfonamido)-ethanol	<110	<110	<110	<110	<110
6:2 Fluorotelomer sulfonate	<20	<20	<20	<20	<20
ADONA	<2.1	<2.1	<2.1	<2.1	<2.1
NaDONA	<2.1	<2.1	<2.1	<2.1	<2.1
N-ethyl perfluorooctane sulfonamidoacetic acid	<20	<20	<20	<20	<20
N-ethylperfluoro-1-octanesulfonamide	<37 UJ	<37 UJ	<37	<37	<37
N-methyl perfluoro-1-octanesulfonamide	<35	<35	<35	<35	<35
N-methyl perfluorooctane sulfonamidoacetic acid	<20	<20	<20	<20	<20
Perfluorobutane Sulfonic Acid	<2.0	<2.0	<2.0	<2.0	<2.0
Perfluorobutanoic Acid	<2.0	<2.0	<2.0	<2.0	<2.0
Perfluorodecane Sulfonic Acid	<2.0	<2.0	<2.0	<2.0	<2.0
Perfluorodecanoic Acid	<2.0	<2.0	<2.0	<2.0	<2.0
Perfluorododecane sulfonic acid (PFDoS)	<2.0	<2.0	<2.0	<2.0	<2.0
Perfluorododecanoic Acid	<2.0	<2.0	<2.0	<2.0	<2.0
Perfluoroheptane sulfonic acid (PFHpS)	<2.0	<2.0	<2.0	<2.0	<2.0
Perfluoroheptanoic Acid	<2.0	<2.0	<2.0	<2.0	<2.0
Perfluorohexadecanoic acid (PFHxDA)	<2.0	<2.0	<2.0	<2.0	<2.0
Perfluorohexane Sulfonic Acid	<2.0	<2.0	<2.0	<2.0	<2.0
Perfluorohexanoic Acid	<2.0	<2.0	<2.0	<2.0	<2.0
Perfluorononanesulfonic acid	<2.0	<2.0	<2.0	<2.0	<2.0
Perfluorononanoic Acid	<2.0	<2.0	<2.0	<2.0	<2.0
Perfluorooctadecanoic acid	<2.0	<2.0	<2.0	<2.0	<2.0
Perfluorooctane Sulfonamide	<2.0	<2.0	<2.0	<2.0	<2.0
Perfluoropentane sulfonic acid (PFPeS)	<2.0	<2.0	<2.0	<2.0	<2.0
Perfluoropentanoic Acid	<2.0	<2.0	<2.0	<2.0	<2.0
Perfluorotetradecanoic Acid	<2.0	<2.0	<2.0	<2.0	<2.0
Perfluorotridecanoic Acid	<2.0	<2.0	<2.0	<2.0	<2.0
Perfluoroundecanoic Acid	<2.0	<2.0	<2.0	<2.0	<2.0
PFOA	<2.0	<2.0	<2.0	<2.0	<2.0
PFOS	<2.0	<2.0	<2.0	<2.0	<2.0

Notes:

* - Total Table 3+ was calculated including J qualified data but not non-detect data. The total Table 3+ sum is rounded to two significant figures.

Bold - Analyte detected above associated reporting limit

EPA - Environmental Protection Agency

J - Analyte detected. Reported value may not be accurate or precise

ND - No Table 3+ compounds were detected above their associated reporting limits.

ng/L - nanograms per liter

QA/QC - Quality assurance/ quality control

SOP - standard operating procedure

UJ - Analyte not detected. Reporting limit may not be accurate or precise.

-- - No data reported

< - Analyte not detected above associated reporting limit.

Appendix D: Laboratory Reports and DVM Workbooks

*Laboratory Reports are provided on a USB
memory storage drive that was shipped with
the hard copies provided to NCDEQ*

ADQM DATA REVIEW NARRATIVE

Site Chemours FAY – Fayetteville

Project 2019 Dry Stormwater Sampling (updated for completeness)

Project Reviewer Michael Aucoin, AECOM as a Chemours contractor

Sampling Dates April 24 - 25, 2019

Analytical Protocol

<u>Laboratory</u>	<u>Analytical Method</u>	<u>Parameter(s)</u>
TestAmerica - Sacramento	537 Modified	PFAS ¹
TestAmerica - Sacramento	Cl. Spec. Table 3 Compound SOP	Table 3+ compounds

¹ Perfluoroalkylsubstances, a list of 33 compounds including HFPO-DA.

Sample Receipt

The following items are noted for this data set:

- All samples were received in satisfactory condition and within EPA temperature guidelines on April 26, 2019, except for a waste acid sample (LOC17A) received on May 17, 2019.
- Some samples were reactivated outside the laboratory established hold time to allow reanalysis by the low level Table 3+ method.

Data Review

The electronic data submitted for this project was reviewed via the Data Verification Module (DVM) process.

Overall the data is acceptable for use without qualification, except as noted below:

- Non-detect results for PPF Acid in one sample were qualified R and are considered to be unusable due to very poor matrix spike (MS) relative percent recoveries (RPR). The lab revised reports to apply a Z qualifier for four Table 3+ compounds (DFSA, MMF, MTP, PPF Acid), indicating poor performance in the presence of matrix effects, including inconsistent sample results. The data reviewer qualified these analytical results J as estimated, and non-detect results were qualified UJ indicating an estimated reporting limit, unless the DVM had already applied a B or R qualifier. Subsequently DFSA, MMF, MTP, and PPF Acid were dropped from the method. These compounds were not reported for the waste acid sample.
- Professional judgement was used to overwrite R qualifiers, indicating an unusable result, that were assigned by the DVM due to very poor matrix recoveries for PFMOAA and MTP in one sample. The qualifiers were updated to UJ, indicating an estimated reporting limit, because the

surrogate compound was a measurable labeled isotope compound, which is used for quantitation and provides a sample specific recovery correction of the sample results.

- Some of the analytical results have been qualified B, and may be biased high, or may be a false positive, because an associated field or equipment blank contained a comparable concentration.
- Several analytical results have been qualified J as estimated, and non-detect results qualified UJ indicating an estimated reporting limit, due to poor recovery of surrogate, laboratory blank spike, or matrix spike compounds; sample preparation and/or analysis which exceeded the laboratory hold times; and poor laboratory blank spike, matrix spike, field duplicate or lab replicate precision. See the Data Verification Module (DVM) Narrative Report for which samples were qualified, the specific reasons for qualification, and potential bias in reported results.

Attachments

The DVM Narrative report is attached. The lab reports due to a large page count are stored on an AECOM network shared drive and are available to be posted on external shared drives, or on a flash drive.

Data Verification Module (DVM)

The DVM is an internal review process used by the ADQM group to assist with the determination of data usability. The electronic data deliverables received from the laboratory are loaded into the Locus EIM™ database and processed through a series of data quality checks, which are a combination of software (Locus EIM™ database Data Verification Module (DVM)) and manual reviewer evaluations. The data is evaluated against the following data usability checks:

- Field and laboratory blank contamination
- US EPA hold time criteria
- Missing Quality Control (QC) samples
- Matrix spike(MS)/matrix spike duplicate (MSD) recoveries and the relative percent differences (RPDs) between these spikes
- Laboratory control sample(LCS)/control sample duplicate (LCSD) recoveries and the RPD between these spikes
- Surrogate spike recoveries for organic analyses
- RPD between field duplicate sample pairs
- RPD between laboratory replicates for inorganic analyses
- Difference / percent difference between total and dissolved sample pairs.

There are two qualifier fields in EIM:

Lab Qualifier is the qualifier assigned by the lab and may not reflect the usability of the data. This qualifier may have many different meanings and can vary between labs and over time within the same lab. Please refer to the laboratory report for a description of the lab qualifiers. As they are lab descriptors they are not to be used when evaluating the data.

Validation Qualifier is the 3rd party formal validation qualifier if this was performed. Otherwise this field contains the qualifier resulting from the ADQM DVM review process. This qualifier assesses the usability of the data and may not equal the lab qualifier. The DVM applies the following data evaluation qualifiers to analysis results, as warranted:

Qualifier	Definition
B	Not detected substantially above the level reported in the laboratory or field blanks.
R	Unusable result. Analyte may or may not be present in the sample.
J	Analyte present. Reported value may not be accurate or precise.
UJ	Not detected. Reporting limit may not be accurate or precise.

The **Validation Status Code** field is set to “DVM” if the ADQM DVM process has been performed. If the DVM has not been run, the field will be blank.

If the DVM has been run (**Validation Status Code** equals “DVM”), use the **Validation Qualifier**.

DVM Narrative Report

Site: Fayetteville

Sampling Program: 2019 Dry Stormwater Sampling

Validation Options: LABSTATS

Validation Reason

Associated MS and/or MSD analysis had relative percent recovery (RPR) values less than the data rejection level. The reported non-detect result is unusable.

Field Sample ID	Date Sampled	Lab Sample ID	Analyte	Result	Units	Type	MDL	PQL	Validation Qualifier	Analytical Method	Pre-prep	Prep
DSTW-LOC14-042419	04/24/2019	320-49620-8	PPF Acid	0.87	UG/L	PQL		0.38	R	Cl. Spec. Table 3 Compound SOP		PFAS_DI_Prep
DSTW-LOC14-042419	04/24/2019	320-49620-8	PPF Acid	0.38	UG/L	PQL		0.38	R	Cl. Spec. Table 3 Compound SOP		PFAS_DI_Prep

Site: Fayetteville

Sampling Program: 2019 Dry Stormwater Sampling

Validation Options: LABSTATS

Validation Reason

Contamination detected in equipment blank(s). Sample result does not differ significantly from the analyte concentration detected in the associated equipment blank(s).

Field Sample ID	Date Sampled	Lab Sample ID	Analyte	Result	Units	Type	MDL	PQL	Validation Qualifier	Analytical Method	Pre-prep	Prep
DSTW-LOC7B-042419	04/24/2019	320-49623-1	2-(N-ethyl perfluoro-1-octanesulfonamido)-ethanol	0.90	ug/L	PQL		0.060	B	Cl. Spec. Table 3 Compound SOP		PFAS_DI_Prep
DSTW-LOC7B-042419	04/24/2019	320-49623-1	2-(N-ethyl perfluoro-1-octanesulfonamido)-ethanol	0.79	ug/L	PQL		0.060	B	Cl. Spec. Table 3 Compound SOP		PFAS_DI_Prep

Validation Reason Contamination detected in Field Blank(s). Sample result does not differ significantly from the analyte concentration detected in the associated field blank(s).

Field Sample ID	Date Sampled	Lab Sample ID	Analyte	Result	Units	Type	MDL	PQL	Validation Qualifier	Analytical Method	Pre-prep	Prep
DSTW-LOC15-042419	04/24/2019	320-49620-9	PPF Acid	1.1	UG/L	PQL		0.38	B	Cl. Spec. Table 3 Compound SOP		PFAS_DI_Prep
DSTW-LOC15-042419	04/24/2019	320-49620-9	PPF Acid	1.1	UG/L	PQL		0.38	B	Cl. Spec. Table 3 Compound SOP		PFAS_DI_Prep
DSTW-LOC1-042419	04/24/2019	320-49620-3	PPF Acid	0.82	UG/L	PQL		0.38	B	Cl. Spec. Table 3 Compound SOP		PFAS_DI_Prep
DSTW-LOC1-042419	04/24/2019	320-49620-3	PPF Acid	0.72	UG/L	PQL		0.38	B	Cl. Spec. Table 3 Compound SOP		PFAS_DI_Prep
DSTW-LOC10-042419	04/24/2019	320-49620-7	PPF Acid	1.1	UG/L	PQL		0.38	B	Cl. Spec. Table 3 Compound SOP		PFAS_DI_Prep
DSTW-LOC10-042419	04/24/2019	320-49620-7	PPF Acid	0.93	UG/L	PQL		0.38	B	Cl. Spec. Table 3 Compound SOP		PFAS_DI_Prep
DSTW-LOC20-042419	04/24/2019	320-49620-11	PPF Acid	0.85	UG/L	PQL		0.38	B	Cl. Spec. Table 3 Compound SOP		PFAS_DI_Prep
DSTW-LOC20-042419	04/24/2019	320-49620-11	PPF Acid	0.88	UG/L	PQL		0.38	B	Cl. Spec. Table 3 Compound SOP		PFAS_DI_Prep
DSTW-LOC20-042419-D	04/24/2019	320-49620-12	PPF Acid	0.89	UG/L	PQL		0.38	B	Cl. Spec. Table 3 Compound SOP		PFAS_DI_Prep
DSTW-LOC20-042419-D	04/24/2019	320-49620-12	PPF Acid	0.96	UG/L	PQL		0.38	B	Cl. Spec. Table 3 Compound SOP		PFAS_DI_Prep
DSTW-LOC24B-042419	04/24/2019	320-49620-1	PPF Acid	0.79	UG/L	PQL		0.38	B	Cl. Spec. Table 3 Compound SOP		PFAS_DI_Prep
DSTW-LOC24B-042419	04/24/2019	320-49620-1	PPF Acid	0.56	UG/L	PQL		0.38	B	Cl. Spec. Table 3 Compound SOP		PFAS_DI_Prep
DSTW-LOC24C-042419	04/24/2019	320-49620-2	PPF Acid	0.53	UG/L	PQL		0.38	B	Cl. Spec. Table 3 Compound SOP		PFAS_DI_Prep
DSTW-LOC24C-042419	04/24/2019	320-49620-2	PPF Acid	0.59	UG/L	PQL		0.38	B	Cl. Spec. Table 3 Compound SOP		PFAS_DI_Prep
DSTW-LOC7A-042419	04/24/2019	320-49620-4	PPF Acid	0.96	UG/L	PQL		0.38	B	Cl. Spec. Table 3 Compound SOP		PFAS_DI_Prep
DSTW-LOC7A-042419	04/24/2019	320-49620-4	PPF Acid	0.82	UG/L	PQL		0.38	B	Cl. Spec. Table 3 Compound SOP		PFAS_DI_Prep

Validation Reason

Contamination detected in Field Blank(s). Sample result does not differ significantly from the analyte concentration detected in the associated field blank(s).

Field Sample ID	Date Sampled	Lab Sample ID	Analyte	Result	Units	Type	MDL	PQL	Validation Qualifier	Analytical Method	Pre-prep	Prep
DSTW-LOC9-042419	04/24/2019	320-49620-6	PPF Acid	0.82	UG/L	PQL		0.38	B	Cl. Spec. Table 3 Compound SOP		PFAS_DI_Prep
DSTW-LOC9-042419	04/24/2019	320-49620-6	PPF Acid	0.79	UG/L	PQL		0.38	B	Cl. Spec. Table 3 Compound SOP		PFAS_DI_Prep

Validation Reason Only one surrogate has relative percent recovery (RPR) values outside control limits and the parameter is a PFC (Nondetects).

Field Sample ID	Date Sampled	Lab Sample ID	Analyte	Result	Units	Type	MDL	PQL	Validation Qualifier	Analytical Method	Pre-prep	Prep
DSTW-LOC22-042419	04/24/2019	320-49624-9	Perfluorobutanoic Acid	0.0035	UG/L	PQL		0.0035	UJ	537 Modified		3535_PFC
DSTW-LOC19A-042419	04/24/2019	320-49624-6	Perfluorooctadecanoic acid	0.0020	ug/L	PQL		0.0020	UJ	537 Modified		3535_PFC
DSTW-LOC19A-042419	04/24/2019	320-49624-6	PFOS	0.0020	UG/L	PQL		0.0020	UJ	537 Modified		3535_PFC
DSTW-LOC19A-042419	04/24/2019	320-49624-6	Perfluoroundecanoic Acid	0.0020	UG/L	PQL		0.0020	UJ	537 Modified		3535_PFC
DSTW-LOC19A-042419	04/24/2019	320-49624-6	Perfluoropentane sulfonic acid (PFPeS)	0.0020	ug/L	PQL		0.0020	UJ	537 Modified		3535_PFC
DSTW-LOC19A-042419	04/24/2019	320-49624-6	6:2 Fluorotelomer sulfonate	0.020	ug/L	PQL		0.020	UJ	537 Modified		3535_PFC
DSTW-LOC19A-042419	04/24/2019	320-49624-6	Perfluorohexanoic Acid	0.0020	UG/L	PQL		0.0020	UJ	537 Modified		3535_PFC
DSTW-LOC19A-042419	04/24/2019	320-49624-6	Perfluorododecanoic Acid	0.0020	UG/L	PQL		0.0020	UJ	537 Modified		3535_PFC
DSTW-LOC19A-042419	04/24/2019	320-49624-6	Perfluorohexadecanoic acid (PFHxDA)	0.0020	ug/L	PQL		0.0020	UJ	537 Modified		3535_PFC
DSTW-LOC19A-042419	04/24/2019	320-49624-6	Perfluorononanesulfonic acid	0.0020	ug/L	PQL		0.0020	UJ	537 Modified		3535_PFC
DSTW-LOC19A-042419	04/24/2019	320-49624-6	Perfluorotridecanoic Acid	0.0020	UG/L	PQL		0.0020	UJ	537 Modified		3535_PFC
DSTW-LOC19A-042419	04/24/2019	320-49624-6	F-53B Major	0.0020	ug/L	PQL		0.0020	UJ	537 Modified		3535_PFC
DSTW-LOC19A-042419	04/24/2019	320-49624-6	Perfluorooctane Sulfonamide	0.0020	UG/L	PQL		0.0020	UJ	537 Modified		3535_PFC
DSTW-LOC19A-042419	04/24/2019	320-49624-6	Perfluorododecane sulfonic acid (PFDoS)	0.0020	ug/L	PQL		0.0020	UJ	537 Modified		3535_PFC
DSTW-LOC19A-042419	04/24/2019	320-49624-6	F-53B Minor	0.0020	ug/L	PQL		0.0020	UJ	537 Modified		3535_PFC
DSTW-LOC19A-042419	04/24/2019	320-49624-6	ADONA	0.0021	UG/L	PQL		0.0021	UJ	537 Modified		3535_PFC
DSTW-LOC19A-042419	04/24/2019	320-49624-6	NaDONA	0.0021	ug/L	PQL		0.0021	UJ	537 Modified		3535_PFC
DSTW-LOC19A-042419	04/24/2019	320-49624-6	Perfluorodecanoic Acid	0.0020	UG/L	PQL		0.0020	UJ	537 Modified		3535_PFC
DSTW-LOC19A-042419	04/24/2019	320-49624-6	Perfluorodecane Sulfonic Acid	0.0020	UG/L	PQL		0.0020	UJ	537 Modified		3535_PFC
DSTW-LOC19A-042419	04/24/2019	320-49624-6	Perfluorohexane Sulfonic Acid	0.0020	UG/L	PQL		0.0020	UJ	537 Modified		3535_PFC
DSTW-LOC19A-042419	04/24/2019	320-49624-6	Perfluorobutane Sulfonic Acid	0.0020	UG/L	PQL		0.0020	UJ	537 Modified		3535_PFC
DSTW-LOC19A-042419	04/24/2019	320-49624-6	Perfluoroheptanoic Acid	0.0020	UG/L	PQL		0.0020	UJ	537 Modified		3535_PFC
DSTW-LOC19A-042419	04/24/2019	320-49624-6	Perfluoroheptane sulfonic acid (PFHpS)	0.0020	ug/L	PQL		0.0020	UJ	537 Modified		3535_PFC

Validation Reason

Only one surrogate has relative percent recovery (RPR) values outside control limits and the parameter is a PFC (Nondetects).

Field Sample ID	Date Sampled	Lab Sample ID	Analyte	Result	Units	Type	MDL	PQL	Validation Qualifier	Analytical Method	Pre-prep	Prep
DSTW-LOC19A-042419	04/24/2019	320-49624-6	Perfluorononanoic Acid	0.0020	UG/L	PQL		0.0020	UJ	537 Modified		3535_PFC
DSTW-LOC19A-042419	04/24/2019	320-49624-6	Perfluorotetradecanoic Acid	0.0020	UG/L	PQL		0.0020	UJ	537 Modified		3535_PFC

Validation Reason The analysis hold time for this sample was exceeded. The reporting limit may be biased low.

Field Sample ID	Date Sampled	Lab Sample ID	Analyte	Result	Units	Type	MDL	PQL	Validation Qualifier	Analytical Method	Pre-prep	Prep
DSTW-LOC23A-042419	04/24/2019	320-49624-10	NVHOS	0.054	UG/L	PQL		0.054	UJ	Cl. Spec. Table 3 Compound SOP		PFAS_DI_Prep
DSTW-LOC23A-042419	04/24/2019	320-49624-10	NVHOS	0.054	UG/L	PQL		0.054	UJ	Cl. Spec. Table 3 Compound SOP		PFAS_DI_Prep
DSTW-LOC23A-042419	04/24/2019	320-49624-10	PES	0.046	UG/L	PQL		0.046	UJ	Cl. Spec. Table 3 Compound SOP		PFAS_DI_Prep
DSTW-LOC23A-042419	04/24/2019	320-49624-10	PES	0.046	UG/L	PQL		0.046	UJ	Cl. Spec. Table 3 Compound SOP		PFAS_DI_Prep
DSTW-LOC23A-042419	04/24/2019	320-49624-10	PFECA B	0.060	UG/L	PQL		0.060	UJ	Cl. Spec. Table 3 Compound SOP		PFAS_DI_Prep
DSTW-LOC23A-042419	04/24/2019	320-49624-10	PFECA B	0.060	UG/L	PQL		0.060	UJ	Cl. Spec. Table 3 Compound SOP		PFAS_DI_Prep
DSTW-LOC23A-042419	04/24/2019	320-49624-10	2-(N-ethyl perfluoro-1-octanesulfonamido)-ethanol	0.060	ug/L	PQL		0.060	UJ	Cl. Spec. Table 3 Compound SOP		PFAS_DI_Prep
DSTW-LOC23A-042419	04/24/2019	320-49624-10	2-(N-ethyl perfluoro-1-octanesulfonamido)-ethanol	0.060	ug/L	PQL		0.060	UJ	Cl. Spec. Table 3 Compound SOP		PFAS_DI_Prep
DSTW-LOC23A-042419	04/24/2019	320-49624-10	2-(N-methyl perfluoro-1-octanesulfonamido)-ethanol	0.11	ug/L	PQL		0.11	UJ	Cl. Spec. Table 3 Compound SOP		PFAS_DI_Prep
DSTW-LOC23A-042419	04/24/2019	320-49624-10	2-(N-methyl perfluoro-1-octanesulfonamido)-ethanol	0.11	ug/L	PQL		0.11	UJ	Cl. Spec. Table 3 Compound SOP		PFAS_DI_Prep
DSTW-LOC23A-042419	04/24/2019	320-49624-10	PEPA	0.047	UG/L	PQL		0.047	UJ	Cl. Spec. Table 3 Compound SOP		PFAS_DI_Prep
DSTW-LOC23A-042419	04/24/2019	320-49624-10	PEPA	0.047	UG/L	PQL		0.047	UJ	Cl. Spec. Table 3 Compound SOP		PFAS_DI_Prep
DSTW-LOC23A-042419	04/24/2019	320-49624-10	PFO4DA	0.079	ug/L	PQL		0.079	UJ	Cl. Spec. Table 3 Compound SOP		PFAS_DI_Prep
DSTW-LOC23A-042419	04/24/2019	320-49624-10	PFO4DA	0.079	ug/L	PQL		0.079	UJ	Cl. Spec. Table 3 Compound SOP		PFAS_DI_Prep
DSTW-LOC23A-042419	04/24/2019	320-49624-10	PFO5DA	0.034	ug/L	PQL		0.034	UJ	Cl. Spec. Table 3 Compound SOP		PFAS_DI_Prep

Validation Reason The analysis hold time for this sample was exceeded. The reporting limit may be biased low.

Field Sample ID	Date Sampled	Lab Sample ID	Analyte	Result	Units	Type	MDL	PQL	Validation Qualifier	Analytical Method	Pre-prep	Prep
DSTW-LOC23A-042419	04/24/2019	320-49624-10	PFO5DA	0.034	ug/L	PQL		0.034	UJ	Cl. Spec. Table 3 Compound SOP		PFAS_DI_Prep
DSTW-LOC23A-042419	04/24/2019	320-49624-10	N-ethylperfluoro-1-octanesulfonamide	0.037	UG/L	PQL		0.037	UJ	Cl. Spec. Table 3 Compound SOP		PFAS_DI_Prep
DSTW-LOC23A-042419	04/24/2019	320-49624-10	N-ethylperfluoro-1-octanesulfonamide	0.037	UG/L	PQL		0.037	UJ	Cl. Spec. Table 3 Compound SOP		PFAS_DI_Prep
DSTW-LOC23A-042419	04/24/2019	320-49624-10	PFECA-G	0.041	UG/L	PQL		0.041	UJ	Cl. Spec. Table 3 Compound SOP		PFAS_DI_Prep
DSTW-LOC23A-042419	04/24/2019	320-49624-10	PFECA-G	0.041	UG/L	PQL		0.041	UJ	Cl. Spec. Table 3 Compound SOP		PFAS_DI_Prep
DSTW-LOC23A-042419	04/24/2019	320-49624-10	R-EVE	0.070	UG/L	PQL		0.070	UJ	Cl. Spec. Table 3 Compound SOP		PFAS_DI_Prep
DSTW-LOC23A-042419	04/24/2019	320-49624-10	R-EVE	0.070	UG/L	PQL		0.070	UJ	Cl. Spec. Table 3 Compound SOP		PFAS_DI_Prep
DSTW-LOC23A-042419	04/24/2019	320-49624-10	Byproduct 6	0.015	UG/L	PQL		0.015	UJ	Cl. Spec. Table 3 Compound SOP		PFAS_DI_Prep
DSTW-LOC23A-042419	04/24/2019	320-49624-10	Byproduct 6	0.015	UG/L	PQL		0.015	UJ	Cl. Spec. Table 3 Compound SOP		PFAS_DI_Prep
DSTW-LOC23A-042419	04/24/2019	320-49624-10	N-methyl perfluoro-1-octanesulfonamide	0.035	ug/L	PQL		0.035	UJ	Cl. Spec. Table 3 Compound SOP		PFAS_DI_Prep
DSTW-LOC23A-042419	04/24/2019	320-49624-10	N-methyl perfluoro-1-octanesulfonamide	0.035	ug/L	PQL		0.035	UJ	Cl. Spec. Table 3 Compound SOP		PFAS_DI_Prep
DSTW-LOC16-042419	04/24/2019	320-49624-3	MMF	2700	UG/L	PQL		2700	UJ	Cl. Spec. Table 3 Compound SOP		PFAS_DI_Prep
DSTW-LOC16-042419	04/24/2019	320-49624-3	MMF	2700	UG/L	PQL		2700	UJ	Cl. Spec. Table 3 Compound SOP		PFAS_DI_Prep
DSTW-LOC16-042419	04/24/2019	320-49624-3	PFECA B	45	UG/L	PQL		45	UJ	Cl. Spec. Table 3 Compound SOP		PFAS_DI_Prep
DSTW-LOC16-042419	04/24/2019	320-49624-3	PFECA B	45	UG/L	PQL		45	UJ	Cl. Spec. Table 3 Compound SOP		PFAS_DI_Prep
DSTW-LOC16-042419	04/24/2019	320-49624-3	2-(N-ethyl perfluoro-1-octanesulfonamido)-ethanol	45	ug/L	PQL		45	UJ	Cl. Spec. Table 3 Compound SOP		PFAS_DI_Prep

Validation Reason The analysis hold time for this sample was exceeded. The reporting limit may be biased low.

Field Sample ID	Date Sampled	Lab Sample ID	Analyte	Result	Units	Type	MDL	PQL	Validation Qualifier	Analytical Method	Pre-prep	Prep
DSTW-LOC16-042419	04/24/2019	320-49624-3	2-(N-ethyl perfluoro-1-octanesulfonamido)-ethanol	45	ug/L	PQL		45	UJ	Cl. Spec. Table 3 Compound SOP		PFAS_DI_Prep
DSTW-LOC16-042419	04/24/2019	320-49624-3	2-(N-methyl perfluoro-1-octanesulfonamido)-ethanol	82	ug/L	PQL		82	UJ	Cl. Spec. Table 3 Compound SOP		PFAS_DI_Prep
DSTW-LOC16-042419	04/24/2019	320-49624-3	2-(N-methyl perfluoro-1-octanesulfonamido)-ethanol	82	ug/L	PQL		82	UJ	Cl. Spec. Table 3 Compound SOP		PFAS_DI_Prep
DSTW-LOC16-042419	04/24/2019	320-49624-3	PEPA	35	UG/L	PQL		35	UJ	Cl. Spec. Table 3 Compound SOP		PFAS_DI_Prep
DSTW-LOC16-042419	04/24/2019	320-49624-3	PEPA	35	UG/L	PQL		35	UJ	Cl. Spec. Table 3 Compound SOP		PFAS_DI_Prep
DSTW-LOC16-042419	04/24/2019	320-49624-3	PFO4DA	59	ug/L	PQL		59	UJ	Cl. Spec. Table 3 Compound SOP		PFAS_DI_Prep
DSTW-LOC16-042419	04/24/2019	320-49624-3	PFO4DA	59	ug/L	PQL		59	UJ	Cl. Spec. Table 3 Compound SOP		PFAS_DI_Prep
DSTW-LOC16-042419	04/24/2019	320-49624-3	PFO5DA	25	ug/L	PQL		25	UJ	Cl. Spec. Table 3 Compound SOP		PFAS_DI_Prep
DSTW-LOC16-042419	04/24/2019	320-49624-3	PFO5DA	25	ug/L	PQL		25	UJ	Cl. Spec. Table 3 Compound SOP		PFAS_DI_Prep
DSTW-LOC16-042419	04/24/2019	320-49624-3	N-ethylperfluoro-1-octanesulfonamide	28	UG/L	PQL		28	UJ	Cl. Spec. Table 3 Compound SOP		PFAS_DI_Prep
DSTW-LOC16-042419	04/24/2019	320-49624-3	N-ethylperfluoro-1-octanesulfonamide	28	UG/L	PQL		28	UJ	Cl. Spec. Table 3 Compound SOP		PFAS_DI_Prep
DSTW-LOC17A-042419	04/24/2019	320-50472-1	PFESA-BP1	27	UG/L	PQL		27	UJ	Cl. Spec. Table 3 Compound SOP		PFAS_DI_Prep
DSTW-LOC17A-042419	04/24/2019	320-50472-1	PFESA-BP1	27	UG/L	PQL		27	UJ	Cl. Spec. Table 3 Compound SOP		PFAS_DI_Prep
DSTW-LOC17A-042419	04/24/2019	320-50472-1	N-methyl perfluoro-1-octanesulfonamide	35	ug/L	PQL		35	UJ	Cl. Spec. Table 3 Compound SOP		PFAS_DI_Prep
DSTW-LOC17A-042419	04/24/2019	320-50472-1	N-methyl perfluoro-1-octanesulfonamide	35	ug/L	PQL		35	UJ	Cl. Spec. Table 3 Compound SOP		PFAS_DI_Prep
DSTW-LOC17A-042419	04/24/2019	320-50472-1	PFO2HxA	81	ug/L	PQL		81	UJ	Cl. Spec. Table 3 Compound		PFAS_DI_Prep

Validation Reason

The analysis hold time for this sample was exceeded. The reporting limit may be biased low.

Field Sample ID	Date Sampled	Lab Sample ID	Analyte	Result	Units	Type	MDL	PQL	Validation Qualifier	Analytical Method SOP	Pre-prep	Prep
DSTW-LOC17A-042419	04/24/2019	320-50472-1	PFO2HxA	81	ug/L	PQL		81	UJ	Cl. Spec. Table 3 Compound SOP		PFAS_DI_Prep
DSTW-LOC17A-042419	04/24/2019	320-50472-1	PFO3OA	58	ug/L	PQL		58	UJ	Cl. Spec. Table 3 Compound SOP		PFAS_DI_Prep
DSTW-LOC17A-042419	04/24/2019	320-50472-1	PFO3OA	58	ug/L	PQL		58	UJ	Cl. Spec. Table 3 Compound SOP		PFAS_DI_Prep
DSTW-LOC17A-042419	04/24/2019	320-50472-1	PFO4DA	79	ug/L	PQL		79	UJ	Cl. Spec. Table 3 Compound SOP		PFAS_DI_Prep
DSTW-LOC17A-042419	04/24/2019	320-50472-1	PFO4DA	79	ug/L	PQL		79	UJ	Cl. Spec. Table 3 Compound SOP		PFAS_DI_Prep
DSTW-LOC17A-042419	04/24/2019	320-50472-1	PFO5DA	34	ug/L	PQL		34	UJ	Cl. Spec. Table 3 Compound SOP		PFAS_DI_Prep
DSTW-LOC17A-042419	04/24/2019	320-50472-1	PFO5DA	34	ug/L	PQL		34	UJ	Cl. Spec. Table 3 Compound SOP		PFAS_DI_Prep
DSTW-LOC17A-042419	04/24/2019	320-50472-1	N-ethylperfluoro-1-octanesulfonamide	37	UG/L	PQL		37	UJ	Cl. Spec. Table 3 Compound SOP		PFAS_DI_Prep
DSTW-LOC17A-042419	04/24/2019	320-50472-1	N-ethylperfluoro-1-octanesulfonamide	37	UG/L	PQL		37	UJ	Cl. Spec. Table 3 Compound SOP		PFAS_DI_Prep
DSTW-LOC17A-042419	04/24/2019	320-50472-1	PFMOAA	210	ug/L	PQL		210	UJ	Cl. Spec. Table 3 Compound SOP		PFAS_DI_Prep
DSTW-LOC17A-042419	04/24/2019	320-50472-1	PFMOAA	210	ug/L	PQL		210	UJ	Cl. Spec. Table 3 Compound SOP		PFAS_DI_Prep
DSTW-LOC17A-042419	04/24/2019	320-50472-1	EVE Acid	24	UG/L	PQL		24	UJ	Cl. Spec. Table 3 Compound SOP		PFAS_DI_Prep
DSTW-LOC17A-042419	04/24/2019	320-50472-1	EVE Acid	24	UG/L	PQL		24	UJ	Cl. Spec. Table 3 Compound SOP		PFAS_DI_Prep
DSTW-LOC17A-042419	04/24/2019	320-50472-1	PFESA-BP2	30	ug/L	PQL		30	UJ	Cl. Spec. Table 3 Compound SOP		PFAS_DI_Prep
DSTW-LOC17A-042419	04/24/2019	320-50472-1	PFESA-BP2	30	ug/L	PQL		30	UJ	Cl. Spec. Table 3 Compound SOP		PFAS_DI_Prep
DSTW-LOC17A-042419	04/24/2019	320-50472-1	Hydro-EVE Acid	28	UG/L	PQL		28	UJ	Cl. Spec. Table 3 Compound SOP		PFAS_DI_Prep

Validation Reason The analysis hold time for this sample was exceeded. The reporting limit may be biased low.

Field Sample ID	Date Sampled	Lab Sample ID	Analyte	Result	Units	Type	MDL	PQL	Validation Qualifier	Analytical Method	Pre-prep	Prep
DSTW-LOC17A-042419	04/24/2019	320-50472-1	Hydro-EVE Acid	28	UG/L	PQL		28	UJ	Cl. Spec. Table 3 Compound SOP		PFAS_DI_Prep
DSTW-LOC17A-042419	04/24/2019	320-50472-1	PFECA-G	41	UG/L	PQL		41	UJ	Cl. Spec. Table 3 Compound SOP		PFAS_DI_Prep
DSTW-LOC17A-042419	04/24/2019	320-50472-1	PFECA-G	41	UG/L	PQL		41	UJ	Cl. Spec. Table 3 Compound SOP		PFAS_DI_Prep
DSTW-LOC17A-042419	04/24/2019	320-50472-1	R-EVE	70	UG/L	PQL		70	UJ	Cl. Spec. Table 3 Compound SOP		PFAS_DI_Prep
DSTW-LOC17A-042419	04/24/2019	320-50472-1	R-EVE	70	UG/L	PQL		70	UJ	Cl. Spec. Table 3 Compound SOP		PFAS_DI_Prep
DSTW-LOC17A-042419	04/24/2019	320-50472-1	Byproduct 4	160	UG/L	PQL		160	UJ	Cl. Spec. Table 3 Compound SOP		PFAS_DI_Prep
DSTW-LOC17A-042419	04/24/2019	320-50472-1	Byproduct 4	160	UG/L	PQL		160	UJ	Cl. Spec. Table 3 Compound SOP		PFAS_DI_Prep
DSTW-LOC17A-042419	04/24/2019	320-50472-1	Byproduct 5	58	UG/L	PQL		58	UJ	Cl. Spec. Table 3 Compound SOP		PFAS_DI_Prep
DSTW-LOC17A-042419	04/24/2019	320-50472-1	Byproduct 5	58	UG/L	PQL		58	UJ	Cl. Spec. Table 3 Compound SOP		PFAS_DI_Prep
DSTW-LOC17A-042419	04/24/2019	320-50472-1	Byproduct 6	15	UG/L	PQL		15	UJ	Cl. Spec. Table 3 Compound SOP		PFAS_DI_Prep
DSTW-LOC17A-042419	04/24/2019	320-50472-1	Byproduct 6	15	UG/L	PQL		15	UJ	Cl. Spec. Table 3 Compound SOP		PFAS_DI_Prep
DSTW-LOC17B-042419	04/24/2019	320-49624-4	NVHOS	54	UG/L	PQL		54	UJ	Cl. Spec. Table 3 Compound SOP		PFAS_DI_Prep
DSTW-LOC17B-042419	04/24/2019	320-49624-4	NVHOS	54	UG/L	PQL		54	UJ	Cl. Spec. Table 3 Compound SOP		PFAS_DI_Prep
DSTW-LOC17B-042419	04/24/2019	320-49624-4	PES	46	UG/L	PQL		46	UJ	Cl. Spec. Table 3 Compound SOP		PFAS_DI_Prep
DSTW-LOC17B-042419	04/24/2019	320-49624-4	PES	46	UG/L	PQL		46	UJ	Cl. Spec. Table 3 Compound SOP		PFAS_DI_Prep
DSTW-LOC17B-042419	04/24/2019	320-49624-4	PMPA	570	UG/L	PQL		570	UJ	Cl. Spec. Table 3 Compound SOP		PFAS_DI_Prep
DSTW-LOC17B-042419	04/24/2019	320-49624-4	PMPA	570	UG/L	PQL		570	UJ	Cl. Spec. Table 3 Compound SOP		PFAS_DI_Prep

Validation Reason The analysis hold time for this sample was exceeded. The reporting limit may be biased low.

Field Sample ID	Date Sampled	Lab Sample ID	Analyte	Result	Units	Type	MDL	PQL	Validation Qualifier	Analytical Method	Pre-prep	Prep
DSTW-LOC17B-042419	04/24/2019	320-49624-4	MMF	3600	UG/L	PQL		3600	UJ	Cl. Spec. Table 3 Compound SOP		PFAS_DI_Prep
DSTW-LOC17B-042419	04/24/2019	320-49624-4	MMF	3600	UG/L	PQL		3600	UJ	Cl. Spec. Table 3 Compound SOP		PFAS_DI_Prep
DSTW-LOC17B-042419	04/24/2019	320-49624-4	PFECA B	60	UG/L	PQL		60	UJ	Cl. Spec. Table 3 Compound SOP		PFAS_DI_Prep
DSTW-LOC17B-042419	04/24/2019	320-49624-4	PFECA B	60	UG/L	PQL		60	UJ	Cl. Spec. Table 3 Compound SOP		PFAS_DI_Prep
DSTW-LOC17B-042419	04/24/2019	320-49624-4	2-(N-ethyl perfluoro-1-octanesulfonamido)-ethanol	60	ug/L	PQL		60	UJ	Cl. Spec. Table 3 Compound SOP		PFAS_DI_Prep
DSTW-LOC17B-042419	04/24/2019	320-49624-4	2-(N-ethyl perfluoro-1-octanesulfonamido)-ethanol	60	ug/L	PQL		60	UJ	Cl. Spec. Table 3 Compound SOP		PFAS_DI_Prep
DSTW-LOC17B-042419	04/24/2019	320-49624-4	2-(N-methyl perfluoro-1-octanesulfonamido)-ethanol	110	ug/L	PQL		110	UJ	Cl. Spec. Table 3 Compound SOP		PFAS_DI_Prep
DSTW-LOC17B-042419	04/24/2019	320-49624-4	2-(N-methyl perfluoro-1-octanesulfonamido)-ethanol	110	ug/L	PQL		110	UJ	Cl. Spec. Table 3 Compound SOP		PFAS_DI_Prep
DSTW-LOC16-042419	04/24/2019	320-49624-3	PES	34	UG/L	PQL		34	UJ	Cl. Spec. Table 3 Compound SOP		PFAS_DI_Prep
DSTW-LOC16-042419	04/24/2019	320-49624-3	PES	34	UG/L	PQL		34	UJ	Cl. Spec. Table 3 Compound SOP		PFAS_DI_Prep
DSTW-LOC16-042419	04/24/2019	320-49624-3	N-methyl perfluoro-1-octanesulfonamide	26	ug/L	PQL		26	UJ	Cl. Spec. Table 3 Compound SOP		PFAS_DI_Prep
DSTW-LOC16-042419	04/24/2019	320-49624-3	N-methyl perfluoro-1-octanesulfonamide	26	ug/L	PQL		26	UJ	Cl. Spec. Table 3 Compound SOP		PFAS_DI_Prep
DSTW-LOC16-042419	04/24/2019	320-49624-3	PFECA-G	31	UG/L	PQL		31	UJ	Cl. Spec. Table 3 Compound SOP		PFAS_DI_Prep
DSTW-LOC16-042419	04/24/2019	320-49624-3	PFECA-G	31	UG/L	PQL		31	UJ	Cl. Spec. Table 3 Compound SOP		PFAS_DI_Prep
DSTW-LOC17B-042419	04/24/2019	320-49624-4	PFESA-BP1	27	UG/L	PQL		27	UJ	Cl. Spec. Table 3 Compound SOP		PFAS_DI_Prep

Validation Reason The analysis hold time for this sample was exceeded. The reporting limit may be biased low.

Field Sample ID	Date Sampled	Lab Sample ID	Analyte	Result	Units	Type	MDL	PQL	Validation Qualifier	Analytical Method	Pre-prep	Prep
DSTW-LOC17B-042419	04/24/2019	320-49624-4	PFESA-BP1	27	UG/L	PQL		27	UJ	Cl. Spec. Table 3 Compound SOP		PFAS_DI_Prep
DSTW-LOC17B-042419	04/24/2019	320-49624-4	N-methyl perfluoro-1-octanesulfonamide	35	ug/L	PQL		35	UJ	Cl. Spec. Table 3 Compound SOP		PFAS_DI_Prep
DSTW-LOC17B-042419	04/24/2019	320-49624-4	N-methyl perfluoro-1-octanesulfonamide	35	ug/L	PQL		35	UJ	Cl. Spec. Table 3 Compound SOP		PFAS_DI_Prep
DSTW-LOC17B-042419	04/24/2019	320-49624-4	PFO2HxA	81	ug/L	PQL		81	UJ	Cl. Spec. Table 3 Compound SOP		PFAS_DI_Prep
DSTW-LOC17B-042419	04/24/2019	320-49624-4	PFO2HxA	81	ug/L	PQL		81	UJ	Cl. Spec. Table 3 Compound SOP		PFAS_DI_Prep
DSTW-LOC17B-042419	04/24/2019	320-49624-4	PFO3OA	58	ug/L	PQL		58	UJ	Cl. Spec. Table 3 Compound SOP		PFAS_DI_Prep
DSTW-LOC17B-042419	04/24/2019	320-49624-4	PFO3OA	58	ug/L	PQL		58	UJ	Cl. Spec. Table 3 Compound SOP		PFAS_DI_Prep
DSTW-LOC17B-042419	04/24/2019	320-49624-4	PFO4DA	79	ug/L	PQL		79	UJ	Cl. Spec. Table 3 Compound SOP		PFAS_DI_Prep
DSTW-LOC17B-042419	04/24/2019	320-49624-4	PFO4DA	79	ug/L	PQL		79	UJ	Cl. Spec. Table 3 Compound SOP		PFAS_DI_Prep
DSTW-LOC17B-042419	04/24/2019	320-49624-4	PFO5DA	34	ug/L	PQL		34	UJ	Cl. Spec. Table 3 Compound SOP		PFAS_DI_Prep
DSTW-LOC17B-042419	04/24/2019	320-49624-4	PFO5DA	34	ug/L	PQL		34	UJ	Cl. Spec. Table 3 Compound SOP		PFAS_DI_Prep
DSTW-LOC17B-042419	04/24/2019	320-49624-4	N-ethylperfluoro-1-octanesulfonamide	37	UG/L	PQL		37	UJ	Cl. Spec. Table 3 Compound SOP		PFAS_DI_Prep
DSTW-LOC17B-042419	04/24/2019	320-49624-4	N-ethylperfluoro-1-octanesulfonamide	37	UG/L	PQL		37	UJ	Cl. Spec. Table 3 Compound SOP		PFAS_DI_Prep
DSTW-LOC17B-042419	04/24/2019	320-49624-4	EVE Acid	24	UG/L	PQL		24	UJ	Cl. Spec. Table 3 Compound SOP		PFAS_DI_Prep
DSTW-LOC17B-042419	04/24/2019	320-49624-4	EVE Acid	24	UG/L	PQL		24	UJ	Cl. Spec. Table 3 Compound SOP		PFAS_DI_Prep
DSTW-LOC17B-042419	04/24/2019	320-49624-4	PFESA-BP2	30	ug/L	PQL		30	UJ	Cl. Spec. Table 3 Compound SOP		PFAS_DI_Prep
DSTW-LOC17B-042419	04/24/2019	320-49624-4	PFESA-BP2	30	ug/L	PQL		30	UJ	Cl. Spec. Table 3 Compound SOP		PFAS_DI_Prep

Validation Reason

The analysis hold time for this sample was exceeded. The reporting limit may be biased low.

Field Sample ID	Date Sampled	Lab Sample ID	Analyte	Result	Units	Type	MDL	PQL	Validation Qualifier	Analytical Method	Pre-prep	Prep
DSTW-LOC17B-042419	04/24/2019	320-49624-4	Hydro-EVE Acid	28	UG/L	PQL		28	UJ	Cl. Spec. Table 3 Compound SOP		PFAS_DI_Prep
DSTW-LOC17B-042419	04/24/2019	320-49624-4	Hydro-EVE Acid	28	UG/L	PQL		28	UJ	Cl. Spec. Table 3 Compound SOP		PFAS_DI_Prep
DSTW-LOC17B-042419	04/24/2019	320-49624-4	PFECA-G	41	UG/L	PQL		41	UJ	Cl. Spec. Table 3 Compound SOP		PFAS_DI_Prep
DSTW-LOC17B-042419	04/24/2019	320-49624-4	PFECA-G	41	UG/L	PQL		41	UJ	Cl. Spec. Table 3 Compound SOP		PFAS_DI_Prep
DSTW-LOC17B-042419	04/24/2019	320-49624-4	R-EVE	70	UG/L	PQL		70	UJ	Cl. Spec. Table 3 Compound SOP		PFAS_DI_Prep
DSTW-LOC17B-042419	04/24/2019	320-49624-4	R-EVE	70	UG/L	PQL		70	UJ	Cl. Spec. Table 3 Compound SOP		PFAS_DI_Prep
DSTW-LOC17B-042419	04/24/2019	320-49624-4	Byproduct 4	160	UG/L	PQL		160	UJ	Cl. Spec. Table 3 Compound SOP		PFAS_DI_Prep
DSTW-LOC17B-042419	04/24/2019	320-49624-4	Byproduct 4	160	UG/L	PQL		160	UJ	Cl. Spec. Table 3 Compound SOP		PFAS_DI_Prep
DSTW-LOC17B-042419	04/24/2019	320-49624-4	Byproduct 5	58	UG/L	PQL		58	UJ	Cl. Spec. Table 3 Compound SOP		PFAS_DI_Prep
DSTW-LOC17B-042419	04/24/2019	320-49624-4	Byproduct 5	58	UG/L	PQL		58	UJ	Cl. Spec. Table 3 Compound SOP		PFAS_DI_Prep
DSTW-LOC17B-042419	04/24/2019	320-49624-4	Byproduct 6	15	UG/L	PQL		15	UJ	Cl. Spec. Table 3 Compound SOP		PFAS_DI_Prep
DSTW-LOC17B-042419	04/24/2019	320-49624-4	Byproduct 6	15	UG/L	PQL		15	UJ	Cl. Spec. Table 3 Compound SOP		PFAS_DI_Prep
DSTW-LOC17A-042419	04/24/2019	320-50472-1	NVHOS	54	UG/L	PQL		54	UJ	Cl. Spec. Table 3 Compound SOP		PFAS_DI_Prep
DSTW-LOC17A-042419	04/24/2019	320-50472-1	NVHOS	54	UG/L	PQL		54	UJ	Cl. Spec. Table 3 Compound SOP		PFAS_DI_Prep
DSTW-LOC17A-042419	04/24/2019	320-50472-1	PES	46	UG/L	PQL		46	UJ	Cl. Spec. Table 3 Compound SOP		PFAS_DI_Prep
DSTW-LOC17A-042419	04/24/2019	320-50472-1	PES	46	UG/L	PQL		46	UJ	Cl. Spec. Table 3 Compound SOP		PFAS_DI_Prep
DSTW-LOC17A-042419	04/24/2019	320-50472-1	PMPA	570	UG/L	PQL		570	UJ	Cl. Spec. Table 3 Compound SOP		PFAS_DI_Prep

Validation Reason

The analysis hold time for this sample was exceeded. The reporting limit may be biased low.

Field Sample ID	Date Sampled	Lab Sample ID	Analyte	Result	Units	Type	MDL	PQL	Validation Qualifier	Analytical Method	Pre-prep	Prep
DSTW-LOC17A-042419	04/24/2019	320-50472-1	PMPA	570	UG/L	PQL		570	UJ	Cl. Spec. Table 3 Compound SOP		PFAS_DI_Prep
DSTW-LOC17A-042419	04/24/2019	320-50472-1	PFECA B	60	UG/L	PQL		60	UJ	Cl. Spec. Table 3 Compound SOP		PFAS_DI_Prep
DSTW-LOC17A-042419	04/24/2019	320-50472-1	PFECA B	60	UG/L	PQL		60	UJ	Cl. Spec. Table 3 Compound SOP		PFAS_DI_Prep
DSTW-LOC17A-042419	04/24/2019	320-50472-1	2-(N-ethyl perfluoro-1-octanesulfonamido)-ethanol	60	ug/L	PQL		60	UJ	Cl. Spec. Table 3 Compound SOP		PFAS_DI_Prep
DSTW-LOC17A-042419	04/24/2019	320-50472-1	2-(N-ethyl perfluoro-1-octanesulfonamido)-ethanol	60	ug/L	PQL		60	UJ	Cl. Spec. Table 3 Compound SOP		PFAS_DI_Prep
DSTW-LOC17A-042419	04/24/2019	320-50472-1	2-(N-methyl perfluoro-1-octanesulfonamido)-ethanol	110	ug/L	PQL		110	UJ	Cl. Spec. Table 3 Compound SOP		PFAS_DI_Prep
DSTW-LOC17A-042419	04/24/2019	320-50472-1	2-(N-methyl perfluoro-1-octanesulfonamido)-ethanol	110	ug/L	PQL		110	UJ	Cl. Spec. Table 3 Compound SOP		PFAS_DI_Prep
DSTW-LOC17B-042419	04/24/2019	320-49624-4	DFSA	3100	UG/L	PQL		3100	UJ	Cl. Spec. Table 3 Compound SOP		PFAS_DI_Prep
DSTW-LOC17B-042419	04/24/2019	320-49624-4	DFSA	3100	UG/L	PQL		3100	UJ	Cl. Spec. Table 3 Compound SOP		PFAS_DI_Prep

Validation Reason Associated LCS and/or LCSD analysis had relative percent recovery (RPR) values less than the lower control limit but above 10%. The actual detection limits may be higher than reported.

Field Sample ID	Date Sampled	Lab Sample ID	Analyte	Result	Units	Type	MDL	PQL	Validation Qualifier	Analytical Method	Pre-prep	Prep
DSTW-LOC9-042419	04/24/2019	320-49620-6	PFMOAA	0.21	ug/L	PQL		0.21	UJ	Cl. Spec. Table 3 Compound SOP		PFAS_DI_Prep
DSTW-LOC9-042419	04/24/2019	320-49620-6	PFMOAA	0.21	ug/L	PQL		0.21	UJ	Cl. Spec. Table 3 Compound SOP		PFAS_DI_Prep
DSTW-LOC9-042419	04/24/2019	320-49620-6	MTP	0.12	UG/L	PQL		0.12	UJ	Cl. Spec. Table 3 Compound SOP		PFAS_DI_Prep
DSTW-LOC9-042419	04/24/2019	320-49620-6	MTP	0.12	UG/L	PQL		0.12	UJ	Cl. Spec. Table 3 Compound SOP		PFAS_DI_Prep
DSTW-LOC7A-042419	04/24/2019	320-49620-4	MTP	0.12	UG/L	PQL		0.12	UJ	Cl. Spec. Table 3 Compound SOP		PFAS_DI_Prep
DSTW-LOC7A-042419	04/24/2019	320-49620-4	MTP	0.12	UG/L	PQL		0.12	UJ	Cl. Spec. Table 3 Compound SOP		PFAS_DI_Prep
DSTW-LOC7A-042419	04/24/2019	320-49620-4	PFMOAA	0.21	ug/L	PQL		0.21	UJ	Cl. Spec. Table 3 Compound SOP		PFAS_DI_Prep
DSTW-LOC7A-042419	04/24/2019	320-49620-4	PFMOAA	0.21	ug/L	PQL		0.21	UJ	Cl. Spec. Table 3 Compound SOP		PFAS_DI_Prep
DSTW-LOC8-042419	04/24/2019	320-49620-5	PPF Acid	0.38	UG/L	PQL		0.38	UJ	Cl. Spec. Table 3 Compound SOP		PFAS_DI_Prep
DSTW-LOC8-042419	04/24/2019	320-49620-5	PPF Acid	0.38	UG/L	PQL		0.38	UJ	Cl. Spec. Table 3 Compound SOP		PFAS_DI_Prep
DSTW-LOC8-042419	04/24/2019	320-49620-5	MTP	0.12	UG/L	PQL		0.12	UJ	Cl. Spec. Table 3 Compound SOP		PFAS_DI_Prep
DSTW-LOC8-042419	04/24/2019	320-49620-5	MTP	0.12	UG/L	PQL		0.12	UJ	Cl. Spec. Table 3 Compound SOP		PFAS_DI_Prep
DSTW-LOC24C-042419	04/24/2019	320-49620-2	PFMOAA	0.21	ug/L	PQL		0.21	UJ	Cl. Spec. Table 3 Compound SOP		PFAS_DI_Prep
DSTW-LOC24C-042419	04/24/2019	320-49620-2	PFMOAA	0.21	ug/L	PQL		0.21	UJ	Cl. Spec. Table 3 Compound SOP		PFAS_DI_Prep
DSTW-LOC24B-042419	04/24/2019	320-49620-1	PFMOAA	0.21	ug/L	PQL		0.21	UJ	Cl. Spec. Table 3 Compound SOP		PFAS_DI_Prep
DSTW-LOC24B-042419	04/24/2019	320-49620-1	PFMOAA	0.21	ug/L	PQL		0.21	UJ	Cl. Spec. Table 3 Compound SOP		PFAS_DI_Prep

Validation Reason Associated LCS and/or LCSD analysis had relative percent recovery (RPR) values less than the lower control limit but above 10%. The actual detection limits may be higher than reported.

Field Sample ID	Date Sampled	Lab Sample ID	Analyte	Result	Units	Type	MDL	PQL	Validation Qualifier	Analytical Method	Pre-prep	Prep
DSTW-LOC24B-042419	04/24/2019	320-49620-1	MTP	0.12	UG/L	PQL		0.12	UJ	Cl. Spec. Table 3 Compound SOP		PFAS_DI_Prep
DSTW-LOC24B-042419	04/24/2019	320-49620-1	MTP	0.12	UG/L	PQL		0.12	UJ	Cl. Spec. Table 3 Compound SOP		PFAS_DI_Prep
DSTW-LOC24C-042419	04/24/2019	320-49620-2	MTP	0.12	UG/L	PQL		0.12	UJ	Cl. Spec. Table 3 Compound SOP		PFAS_DI_Prep
DSTW-LOC24C-042419	04/24/2019	320-49620-2	MTP	0.12	UG/L	PQL		0.12	UJ	Cl. Spec. Table 3 Compound SOP		PFAS_DI_Prep
DSTW-LOC6B-042419	04/24/2019	320-49624-2	MTP	0.12	UG/L	PQL		0.12	UJ	Cl. Spec. Table 3 Compound SOP		PFAS_DI_Prep
DSTW-LOC20-042419-D	04/24/2019	320-49620-12	PFMOAA	0.21	ug/L	PQL		0.21	UJ	Cl. Spec. Table 3 Compound SOP		PFAS_DI_Prep
DSTW-LOC20-042419-D	04/24/2019	320-49620-12	PFMOAA	0.21	ug/L	PQL		0.21	UJ	Cl. Spec. Table 3 Compound SOP		PFAS_DI_Prep
DSTW-LOC20-042419-D	04/24/2019	320-49620-12	MTP	0.12	UG/L	PQL		0.12	UJ	Cl. Spec. Table 3 Compound SOP		PFAS_DI_Prep
DSTW-LOC20-042419-D	04/24/2019	320-49620-12	MTP	0.12	UG/L	PQL		0.12	UJ	Cl. Spec. Table 3 Compound SOP		PFAS_DI_Prep
DSTW-LOC20-042419	04/24/2019	320-49620-11	PFMOAA	0.21	ug/L	PQL		0.21	UJ	Cl. Spec. Table 3 Compound SOP		PFAS_DI_Prep
DSTW-LOC20-042419	04/24/2019	320-49620-11	PFMOAA	0.21	ug/L	PQL		0.21	UJ	Cl. Spec. Table 3 Compound SOP		PFAS_DI_Prep
DSTW-LOC20-042419	04/24/2019	320-49620-11	MTP	0.12	UG/L	PQL		0.12	UJ	Cl. Spec. Table 3 Compound SOP		PFAS_DI_Prep
DSTW-LOC20-042419	04/24/2019	320-49620-11	MTP	0.12	UG/L	PQL		0.12	UJ	Cl. Spec. Table 3 Compound SOP		PFAS_DI_Prep
DSTW-LOC21A-042419	04/24/2019	320-49624-8	MTP	0.12	UG/L	PQL		0.12	UJ	Cl. Spec. Table 3 Compound SOP		PFAS_DI_Prep
DSTW-LOC21A-042419	04/24/2019	320-49624-8	MTP	0.12	UG/L	PQL		0.12	UJ	Cl. Spec. Table 3 Compound SOP		PFAS_DI_Prep
DSTW-LOC24A-042419	04/24/2019	320-49624-11	MTP	0.12	UG/L	PQL		0.12	UJ	Cl. Spec. Table 3 Compound SOP		PFAS_DI_Prep
DSTW-LOC24A-042419	04/24/2019	320-49624-11	MTP	0.12	UG/L	PQL		0.12	UJ	Cl. Spec. Table 3 Compound		PFAS_DI_Prep

Validation Reason Associated LCS and/or LCSD analysis had relative percent recovery (RPR) values less than the lower control limit but above 10%. The actual detection limits may be higher than reported.

Field Sample ID	Date Sampled	Lab Sample ID	Analyte	Result	Units	Type	MDL	PQL	Validation Qualifier	Analytical Method SOP	Pre-prep	Prep
DSTW-LOC10-042419	04/24/2019	320-49620-7	PFMOAA	0.21	ug/L	PQL		0.21	UJ	Cl. Spec. Table 3 Compound SOP		PFAS_DI_Prep
DSTW-LOC10-042419	04/24/2019	320-49620-7	PFMOAA	0.21	ug/L	PQL		0.21	UJ	Cl. Spec. Table 3 Compound SOP		PFAS_DI_Prep
DSTW-LOC10-042419	04/24/2019	320-49620-7	MTP	0.12	UG/L	PQL		0.12	UJ	Cl. Spec. Table 3 Compound SOP		PFAS_DI_Prep
DSTW-LOC1-042419	04/24/2019	320-49620-3	PFMOAA	0.21	ug/L	PQL		0.21	UJ	Cl. Spec. Table 3 Compound SOP		PFAS_DI_Prep
DSTW-LOC1-042419	04/24/2019	320-49620-3	PFMOAA	0.21	ug/L	PQL		0.21	UJ	Cl. Spec. Table 3 Compound SOP		PFAS_DI_Prep
DSTW-LOC1-042419	04/24/2019	320-49620-3	MTP	0.12	UG/L	PQL		0.12	UJ	Cl. Spec. Table 3 Compound SOP		PFAS_DI_Prep
DSTW-LOC1-042419	04/24/2019	320-49620-3	MTP	0.12	UG/L	PQL		0.12	UJ	Cl. Spec. Table 3 Compound SOP		PFAS_DI_Prep
DSTW-LOC15-042419	04/24/2019	320-49620-9	PFMOAA	0.21	ug/L	PQL		0.21	UJ	Cl. Spec. Table 3 Compound SOP		PFAS_DI_Prep
DSTW-LOC15-042419	04/24/2019	320-49620-9	PFMOAA	0.21	ug/L	PQL		0.21	UJ	Cl. Spec. Table 3 Compound SOP		PFAS_DI_Prep
DSTW-LOC15-042419	04/24/2019	320-49620-9	MTP	0.12	UG/L	PQL		0.12	UJ	Cl. Spec. Table 3 Compound SOP		PFAS_DI_Prep
DSTW-LOC15-042419	04/24/2019	320-49620-9	MTP	0.12	UG/L	PQL		0.12	UJ	Cl. Spec. Table 3 Compound SOP		PFAS_DI_Prep
DSTW-FB-042419	04/24/2019	320-49620-10	PFMOAA	0.21	ug/L	PQL		0.21	UJ	Cl. Spec. Table 3 Compound SOP		PFAS_DI_Prep
DSTW-FB-042419	04/24/2019	320-49620-10	PFMOAA	0.21	ug/L	PQL		0.21	UJ	Cl. Spec. Table 3 Compound SOP		PFAS_DI_Prep
DSTW-FB-042419	04/24/2019	320-49620-10	MTP	0.12	UG/L	PQL		0.12	UJ	Cl. Spec. Table 3 Compound SOP		PFAS_DI_Prep
DSTW-FB-042419	04/24/2019	320-49620-10	MTP	0.12	UG/L	PQL		0.12	UJ	Cl. Spec. Table 3 Compound SOP		PFAS_DI_Prep
DSTW-LOC16-042419	04/24/2019	320-49624-3	MTP	91	UG/L	PQL		91	UJ	Cl. Spec. Table 3 Compound SOP		PFAS_DI_Prep

Validation Reason Associated LCS and/or LCSD analysis had relative percent recovery (RPR) values less than the lower control limit but above 10%. The actual detection limits may be higher than reported.

Field Sample ID	Date Sampled	Lab Sample ID	Analyte	Result	Units	Type	MDL	PQL	Validation Qualifier	Analytical Method	Pre-prep	Prep
DSTW-LOC16-042419	04/24/2019	320-49624-3	MTP	91	UG/L	PQL		91	UJ	Cl. Spec. Table 3 Compound SOP		PFAS_DI_Prep
DSTW-LOC17B-042419	04/24/2019	320-49624-4	MTP	120	UG/L	PQL		120	UJ	Cl. Spec. Table 3 Compound SOP		PFAS_DI_Prep
DSTW-LOC17B-042419	04/24/2019	320-49624-4	MTP	120	UG/L	PQL		120	UJ	Cl. Spec. Table 3 Compound SOP		PFAS_DI_Prep
DSTW-LOC18-042419	04/24/2019	320-49624-5	MTP	0.12	UG/L	PQL		0.12	UJ	Cl. Spec. Table 3 Compound SOP		PFAS_DI_Prep

Validation Reason Associated MS and/or MSD analysis had relative percent recovery (RPR) values less than the lower control limit. The actual detection limits may be higher than reported.

Field Sample ID	Date Sampled	Lab Sample ID	Analyte	Result	Units	Type	MDL	PQL	Validation Qualifier	Analytical Method	Pre-prep	Prep
DSTW-LOC6B-042419	04/24/2019	320-49624-2	N-methyl perfluoro-1-octanesulfonamide	0.035	ug/L	PQL		0.035	UJ	Cl. Spec. Table 3 Compound SOP		PFAS_DI_Prep
DSTW-LOC6B-042419	04/24/2019	320-49624-2	N-methyl perfluoro-1-octanesulfonamide	0.035	ug/L	PQL		0.035	UJ	Cl. Spec. Table 3 Compound SOP		PFAS_DI_Prep
DSTW-LOC7B-042419	04/24/2019	320-49623-1	N-ethylperfluoro-1-octanesulfonamide	0.037	UG/L	PQL		0.037	UJ	Cl. Spec. Table 3 Compound SOP		PFAS_DI_Prep
DSTW-LOC7B-042419	04/24/2019	320-49623-1	N-ethylperfluoro-1-octanesulfonamide	0.037	UG/L	PQL		0.037	UJ	Cl. Spec. Table 3 Compound SOP		PFAS_DI_Prep
DSTW-LOC24A-042419-D	04/24/2019	320-49624-12	Byproduct 5	0.058	UG/L	PQL		0.058	UJ	Cl. Spec. Table 3 Compound SOP		PFAS_DI_Prep
DSTW-LOC24A-042419-D	04/24/2019	320-49624-12	Byproduct 5	0.058	UG/L	PQL		0.058	UJ	Cl. Spec. Table 3 Compound SOP		PFAS_DI_Prep
DSTW-LOC6A-042419	04/24/2019	320-49624-1	N-ethylperfluoro-1-octanesulfonamide	0.037	UG/L	PQL		0.037	UJ	Cl. Spec. Table 3 Compound SOP		PFAS_DI_Prep
DSTW-LOC6A-042419	04/24/2019	320-49624-1	N-ethylperfluoro-1-octanesulfonamide	0.037	UG/L	PQL		0.037	UJ	Cl. Spec. Table 3 Compound SOP		PFAS_DI_Prep
DSTW-LOC6A-042419	04/24/2019	320-49624-1	N-methyl perfluoro-1-octanesulfonamide	0.035	ug/L	PQL		0.035	UJ	Cl. Spec. Table 3 Compound SOP		PFAS_DI_Prep
DSTW-LOC6A-042419	04/24/2019	320-49624-1	N-methyl perfluoro-1-octanesulfonamide	0.035	ug/L	PQL		0.035	UJ	Cl. Spec. Table 3 Compound SOP		PFAS_DI_Prep
DSTW-LOC6B-042419	04/24/2019	320-49624-2	PFO5DA	0.0020	ug/L	PQL		0.0020	UJ	Cl. Spec. Table 3 Compound SOP		PFAS_DI_Prep
DSTW-LOC6B-042419	04/24/2019	320-49624-2	N-ethylperfluoro-1-octanesulfonamide	0.037	UG/L	PQL		0.037	UJ	Cl. Spec. Table 3 Compound SOP		PFAS_DI_Prep
DSTW-LOC6B-042419	04/24/2019	320-49624-2	N-ethylperfluoro-1-octanesulfonamide	0.037	UG/L	PQL		0.037	UJ	Cl. Spec. Table 3 Compound SOP		PFAS_DI_Prep
DSTW-LOC6B-042419	04/24/2019	320-49624-2	PFMOAA	0.0050	ug/L	PQL		0.0050	UJ	Cl. Spec. Table 3 Compound SOP		PFAS_DI_Prep
DSTW-LOC21A-042419	04/24/2019	320-49624-8	N-methyl perfluoro-1-octanesulfonamide	0.035	ug/L	PQL		0.035	UJ	Cl. Spec. Table 3 Compound SOP		PFAS_DI_Prep
DSTW-LOC21A-042419	04/24/2019	320-49624-8	N-methyl perfluoro-1-octanesulfonamide	0.035	ug/L	PQL		0.035	UJ	Cl. Spec. Table 3 Compound SOP		PFAS_DI_Prep

Validation Reason Associated MS and/or MSD analysis had relative percent recovery (RPR) values less than the lower control limit. The actual detection limits may be higher than reported.

Field Sample ID	Date Sampled	Lab Sample ID	Analyte	Result	Units	Type	MDL	PQL	Validation Qualifier	Analytical Method	Pre-prep	Prep
DSTW-LOC21A-042419	04/24/2019	320-49624-8	R-EVE	0.070	UG/L	PQL		0.070	UJ	Cl. Spec. Table 3 Compound SOP		PFAS_DI_Prep
DSTW-LOC21A-042419	04/24/2019	320-49624-8	R-EVE	0.070	UG/L	PQL		0.070	UJ	Cl. Spec. Table 3 Compound SOP		PFAS_DI_Prep
DSTW-LOC21A-042419	04/24/2019	320-49624-8	N-ethylperfluoro-1-octanesulfonamide	0.037	UG/L	PQL		0.037	UJ	Cl. Spec. Table 3 Compound SOP		PFAS_DI_Prep
DSTW-LOC21A-042419	04/24/2019	320-49624-8	N-ethylperfluoro-1-octanesulfonamide	0.037	UG/L	PQL		0.037	UJ	Cl. Spec. Table 3 Compound SOP		PFAS_DI_Prep
DSTW-LOC21A-042419	04/24/2019	320-49624-8	Byproduct 5	0.058	UG/L	PQL		0.058	UJ	Cl. Spec. Table 3 Compound SOP		PFAS_DI_Prep
DSTW-LOC21A-042419	04/24/2019	320-49624-8	Byproduct 5	0.058	UG/L	PQL		0.058	UJ	Cl. Spec. Table 3 Compound SOP		PFAS_DI_Prep
DSTW-LOC22-042419	04/24/2019	320-49624-9	PFECA B	0.0020	UG/L	PQL		0.0020	UJ	Cl. Spec. Table 3 Compound SOP		PFAS_DI_Prep
DSTW-LOC22-042419	04/24/2019	320-49624-9	N-methyl perfluoro-1-octanesulfonamide	0.035	ug/L	PQL		0.035	UJ	Cl. Spec. Table 3 Compound SOP		PFAS_DI_Prep
DSTW-LOC22-042419	04/24/2019	320-49624-9	N-methyl perfluoro-1-octanesulfonamide	0.035	ug/L	PQL		0.035	UJ	Cl. Spec. Table 3 Compound SOP		PFAS_DI_Prep
DSTW-LOC22-042419	04/24/2019	320-49624-9	PFO2HxA	0.0020	ug/L	PQL		0.0020	UJ	Cl. Spec. Table 3 Compound SOP		PFAS_DI_Prep
DSTW-LOC22-042419	04/24/2019	320-49624-9	PFO5DA	0.0020	ug/L	PQL		0.0020	UJ	Cl. Spec. Table 3 Compound SOP		PFAS_DI_Prep
DSTW-LOC22-042419	04/24/2019	320-49624-9	N-ethylperfluoro-1-octanesulfonamide	0.037	UG/L	PQL		0.037	UJ	Cl. Spec. Table 3 Compound SOP		PFAS_DI_Prep
DSTW-LOC22-042419	04/24/2019	320-49624-9	N-ethylperfluoro-1-octanesulfonamide	0.037	UG/L	PQL		0.037	UJ	Cl. Spec. Table 3 Compound SOP		PFAS_DI_Prep
DSTW-LOC22-042419	04/24/2019	320-49624-9	PFMOAA	0.0050	ug/L	PQL		0.0050	UJ	Cl. Spec. Table 3 Compound SOP		PFAS_DI_Prep
DSTW-LOC22-042419	04/24/2019	320-49624-9	PFECA-G	0.0020	UG/L	PQL		0.0020	UJ	Cl. Spec. Table 3 Compound SOP		PFAS_DI_Prep
DSTW-LOC22-042419	04/24/2019	320-49624-9	R-EVE	0.070	UG/L	PQL		0.070	UJ	Cl. Spec. Table 3 Compound SOP		PFAS_DI_Prep
DSTW-LOC22-042419	04/24/2019	320-49624-9	R-EVE	0.070	UG/L	PQL		0.070	UJ	Cl. Spec. Table 3 Compound		PFAS_DI_Prep

Validation Reason Associated MS and/or MSD analysis had relative percent recovery (RPR) values less than the lower control limit. The actual detection limits may be higher than reported.

Field Sample ID	Date Sampled	Lab Sample ID	Analyte	Result	Units	Type	MDL	PQL	Validation Qualifier	Analytical Method SOP	Pre-prep	Prep
DSTW-LOC22-042419	04/24/2019	320-49624-9	Byproduct 5	0.058	UG/L	PQL		0.058	UJ	Cl. Spec. Table 3 Compound SOP		PFAS_DI_Prep
DSTW-LOC23A-042419	04/24/2019	320-49624-10	PPF Acid	0.38	UG/L	PQL		0.38	UJ	Cl. Spec. Table 3 Compound SOP		PFAS_DI_Prep
DSTW-LOC23A-042419	04/24/2019	320-49624-10	PPF Acid	0.38	UG/L	PQL		0.38	UJ	Cl. Spec. Table 3 Compound SOP		PFAS_DI_Prep
DSTW-LOC23A-042419	04/24/2019	320-49624-10	DFSA	3.1	UG/L	PQL		3.1	UJ	Cl. Spec. Table 3 Compound SOP		PFAS_DI_Prep
DSTW-LOC23A-042419	04/24/2019	320-49624-10	DFSA	3.1	UG/L	PQL		3.1	UJ	Cl. Spec. Table 3 Compound SOP		PFAS_DI_Prep
DSTW-LOC23A-042419	04/24/2019	320-49624-10	MTP	0.12	UG/L	PQL		0.12	UJ	Cl. Spec. Table 3 Compound SOP		PFAS_DI_Prep
DSTW-LOC23A-042419	04/24/2019	320-49624-10	MTP	0.12	UG/L	PQL		0.12	UJ	Cl. Spec. Table 3 Compound SOP		PFAS_DI_Prep
DSTW-LOC24A-042419	04/24/2019	320-49624-11	N-methyl perfluoro-1-octanesulfonamide	0.035	ug/L	PQL		0.035	UJ	Cl. Spec. Table 3 Compound SOP		PFAS_DI_Prep
DSTW-LOC24A-042419	04/24/2019	320-49624-11	N-methyl perfluoro-1-octanesulfonamide	0.035	ug/L	PQL		0.035	UJ	Cl. Spec. Table 3 Compound SOP		PFAS_DI_Prep
DSTW-LOC24A-042419	04/24/2019	320-49624-11	PFO5DA	0.0020	ug/L	PQL		0.0020	UJ	Cl. Spec. Table 3 Compound SOP		PFAS_DI_Prep
DSTW-LOC24A-042419	04/24/2019	320-49624-11	N-ethylperfluoro-1-octanesulfonamide	0.037	UG/L	PQL		0.037	UJ	Cl. Spec. Table 3 Compound SOP		PFAS_DI_Prep
DSTW-LOC24A-042419	04/24/2019	320-49624-11	N-ethylperfluoro-1-octanesulfonamide	0.037	UG/L	PQL		0.037	UJ	Cl. Spec. Table 3 Compound SOP		PFAS_DI_Prep
DSTW-LOC24A-042419	04/24/2019	320-49624-11	R-EVE	0.070	UG/L	PQL		0.070	UJ	Cl. Spec. Table 3 Compound SOP		PFAS_DI_Prep
DSTW-LOC24A-042419	04/24/2019	320-49624-11	R-EVE	0.070	UG/L	PQL		0.070	UJ	Cl. Spec. Table 3 Compound SOP		PFAS_DI_Prep
DSTW-LOC24A-042419	04/24/2019	320-49624-11	Byproduct 5	0.058	UG/L	PQL		0.058	UJ	Cl. Spec. Table 3 Compound SOP		PFAS_DI_Prep
DSTW-LOC24A-042419	04/24/2019	320-49624-11	Byproduct 5	0.058	UG/L	PQL		0.058	UJ	Cl. Spec. Table 3 Compound SOP		PFAS_DI_Prep

Validation Reason Associated MS and/or MSD analysis had relative percent recovery (RPR) values less than the lower control limit. The actual detection limits may be higher than reported.

Field Sample ID	Date Sampled	Lab Sample ID	Analyte	Result	Units	Type	MDL	PQL	Validation Qualifier	Analytical Method	Pre-prep	Prep
DSTW-LOC24A-042419-D	04/24/2019	320-49624-12	PFO5DA	0.0020	ug/L	PQL		0.0020	UJ	Cl. Spec. Table 3 Compound SOP		PFAS_DI_Prep
DSTW-LOC24A-042419-D	04/24/2019	320-49624-12	N-ethylperfluoro-1-octanesulfonamide	0.037	UG/L	PQL		0.037	UJ	Cl. Spec. Table 3 Compound SOP		PFAS_DI_Prep
DSTW-LOC24A-042419-D	04/24/2019	320-49624-12	N-ethylperfluoro-1-octanesulfonamide	0.037	UG/L	PQL		0.037	UJ	Cl. Spec. Table 3 Compound SOP		PFAS_DI_Prep
DSTW-LOC24A-042419-D	04/24/2019	320-49624-12	N-methyl perfluoro-1-octanesulfonamide	0.035	ug/L	PQL		0.035	UJ	Cl. Spec. Table 3 Compound SOP		PFAS_DI_Prep
DSTW-LOC24A-042419-D	04/24/2019	320-49624-12	N-methyl perfluoro-1-octanesulfonamide	0.035	ug/L	PQL		0.035	UJ	Cl. Spec. Table 3 Compound SOP		PFAS_DI_Prep
DSTW-LOC14-042419	04/24/2019	320-49620-8	Byproduct 4	0.16	UG/L	PQL		0.16	UJ	Cl. Spec. Table 3 Compound SOP		PFAS_DI_Prep
DSTW-LOC14-042419	04/24/2019	320-49620-8	Byproduct 4	0.16	UG/L	PQL		0.16	UJ	Cl. Spec. Table 3 Compound SOP		PFAS_DI_Prep
DSTW-LOC14-042419	04/24/2019	320-49620-8	Byproduct 5	0.058	UG/L	PQL		0.058	UJ	Cl. Spec. Table 3 Compound SOP		PFAS_DI_Prep
DSTW-LOC14-042419	04/24/2019	320-49620-8	Byproduct 5	0.058	UG/L	PQL		0.058	UJ	Cl. Spec. Table 3 Compound SOP		PFAS_DI_Prep
DSTW-LOC14-042419	04/24/2019	320-49620-8	R-EVE	0.070	UG/L	PQL		0.070	UJ	Cl. Spec. Table 3 Compound SOP		PFAS_DI_Prep
DSTW-LOC14-042419	04/24/2019	320-49620-8	R-EVE	0.070	UG/L	PQL		0.070	UJ	Cl. Spec. Table 3 Compound SOP		PFAS_DI_Prep
DSTW-EB-01-042419	04/24/2019	320-49623-2	N-ethylperfluoro-1-octanesulfonamide	0.037	UG/L	PQL		0.037	UJ	Cl. Spec. Table 3 Compound SOP		PFAS_DI_Prep
DSTW-EB-01-042419	04/24/2019	320-49623-2	N-ethylperfluoro-1-octanesulfonamide	0.037	UG/L	PQL		0.037	UJ	Cl. Spec. Table 3 Compound SOP		PFAS_DI_Prep
DSTW-EB-02-042419	04/24/2019	320-49623-3	N-ethylperfluoro-1-octanesulfonamide	0.037	UG/L	PQL		0.037	UJ	Cl. Spec. Table 3 Compound SOP		PFAS_DI_Prep
DSTW-EB-02-042419	04/24/2019	320-49623-3	N-ethylperfluoro-1-octanesulfonamide	0.037	UG/L	PQL		0.037	UJ	Cl. Spec. Table 3 Compound SOP		PFAS_DI_Prep
DSTW-LOC18-042419	04/24/2019	320-49624-5	N-methyl perfluoro-1-octanesulfonamide	0.035	ug/L	PQL		0.035	UJ	Cl. Spec. Table 3 Compound SOP		PFAS_DI_Prep
DSTW-LOC18-042419	04/24/2019	320-49624-5	N-methyl perfluoro-1-	0.035	ug/L	PQL		0.035	UJ	Cl. Spec. Table 3 Compound		PFAS_DI_Prep

Validation Reason Associated MS and/or MSD analysis had relative percent recovery (RPR) values less than the lower control limit. The actual detection limits may be higher than reported.

Field Sample ID	Date Sampled	Lab Sample ID	Analyte	Result	Units	Type	MDL	PQL	Validation Qualifier	Analytical Method	Pre-prep	Prep
			octanesulfonamide							SOP		
DSTW-LOC18-042419	04/24/2019	320-49624-5	N-ethylperfluoro-1-octanesulfonamide	0.037	UG/L	PQL		0.037	UJ	Cl. Spec. Table 3 Compound SOP		PFAS_DI_Prep
DSTW-LOC18-042419	04/24/2019	320-49624-5	N-ethylperfluoro-1-octanesulfonamide	0.037	UG/L	PQL		0.037	UJ	Cl. Spec. Table 3 Compound SOP		PFAS_DI_Prep
DSTW-LOC19A-042419	04/24/2019	320-49624-6	N-methyl perfluoro-1-octanesulfonamide	0.035	ug/L	PQL		0.035	UJ	Cl. Spec. Table 3 Compound SOP		PFAS_DI_Prep
DSTW-LOC19A-042419	04/24/2019	320-49624-6	N-methyl perfluoro-1-octanesulfonamide	0.035	ug/L	PQL		0.035	UJ	Cl. Spec. Table 3 Compound SOP		PFAS_DI_Prep
DSTW-LOC19A-042419	04/24/2019	320-49624-6	PFO5DA	0.0020	ug/L	PQL		0.0020	UJ	Cl. Spec. Table 3 Compound SOP		PFAS_DI_Prep
DSTW-LOC19A-042419	04/24/2019	320-49624-6	N-ethylperfluoro-1-octanesulfonamide	0.037	UG/L	PQL		0.037	UJ	Cl. Spec. Table 3 Compound SOP		PFAS_DI_Prep
DSTW-LOC19A-042419	04/24/2019	320-49624-6	N-ethylperfluoro-1-octanesulfonamide	0.037	UG/L	PQL		0.037	UJ	Cl. Spec. Table 3 Compound SOP		PFAS_DI_Prep
DSTW-LOC19A-042419	04/24/2019	320-49624-6	PFECA-G	0.0020	UG/L	PQL		0.0020	UJ	Cl. Spec. Table 3 Compound SOP		PFAS_DI_Prep
DSTW-LOC19A-042419	04/24/2019	320-49624-6	Byproduct 4	0.0020	UG/L	PQL		0.0020	UJ	Cl. Spec. Table 3 Compound SOP		PFAS_DI_Prep
DSTW-LOC19B-042419	04/24/2019	320-49624-7	N-methyl perfluoro-1-octanesulfonamide	0.035	ug/L	PQL		0.035	UJ	Cl. Spec. Table 3 Compound SOP		PFAS_DI_Prep
DSTW-LOC19B-042419	04/24/2019	320-49624-7	N-methyl perfluoro-1-octanesulfonamide	0.035	ug/L	PQL		0.035	UJ	Cl. Spec. Table 3 Compound SOP		PFAS_DI_Prep
DSTW-LOC19B-042419	04/24/2019	320-49624-7	N-ethylperfluoro-1-octanesulfonamide	0.037	UG/L	PQL		0.037	UJ	Cl. Spec. Table 3 Compound SOP		PFAS_DI_Prep
DSTW-LOC19B-042419	04/24/2019	320-49624-7	N-ethylperfluoro-1-octanesulfonamide	0.037	UG/L	PQL		0.037	UJ	Cl. Spec. Table 3 Compound SOP		PFAS_DI_Prep
DSTW-LOC20-042419	04/24/2019	320-49620-11	Perfluorooctadecanoic acid	0.0020	ug/L	PQL		0.0020	UJ	537 Modified		3535_PFC

Validation Reason

The analysis hold time for this sample was exceeded by a factor of 2. The reporting limit may be biased low.

Field Sample ID	Date Sampled	Lab Sample ID	Analyte	Result	Units	Type	MDL	PQL	Validation Qualifier	Analytical Method	Pre-prep	Prep
DSTW-LOC9-042419	04/24/2019	320-49620-6	PFECA B	0.0020	UG/L	PQL		0.0020	UJ	Cl. Spec. Table 3 Compound SOP		PFAS_DI_Prep
DSTW-LOC9-042419	04/24/2019	320-49620-6	PFECA B	0.0020	UG/L	PQL		0.0020	UJ	Cl. Spec. Table 3 Compound SOP		PFAS_DI_Prep
DSTW-LOC9-042419	04/24/2019	320-49620-6	PEPA	0.020	UG/L	PQL		0.020	UJ	Cl. Spec. Table 3 Compound SOP		PFAS_DI_Prep
DSTW-LOC9-042419	04/24/2019	320-49620-6	PEPA	0.020	UG/L	PQL		0.020	UJ	Cl. Spec. Table 3 Compound SOP		PFAS_DI_Prep
DSTW-LOC9-042419	04/24/2019	320-49620-6	Hydro-EVE Acid	0.0020	UG/L	PQL		0.0020	UJ	Cl. Spec. Table 3 Compound SOP		PFAS_DI_Prep
DSTW-LOC9-042419	04/24/2019	320-49620-6	Hydro-EVE Acid	0.0020	UG/L	PQL		0.0020	UJ	Cl. Spec. Table 3 Compound SOP		PFAS_DI_Prep
DSTW-LOC9-042419	04/24/2019	320-49620-6	PFECA-G	0.0020	UG/L	PQL		0.0020	UJ	Cl. Spec. Table 3 Compound SOP		PFAS_DI_Prep
DSTW-LOC9-042419	04/24/2019	320-49620-6	PFECA-G	0.0020	UG/L	PQL		0.0020	UJ	Cl. Spec. Table 3 Compound SOP		PFAS_DI_Prep
DSTW-LOC7B-042419	04/24/2019	320-49623-1	PFECA B	0.0020	UG/L	PQL		0.0020	UJ	Cl. Spec. Table 3 Compound SOP		PFAS_DI_Prep
DSTW-LOC7B-042419	04/24/2019	320-49623-1	PFECA B	0.0020	UG/L	PQL		0.0020	UJ	Cl. Spec. Table 3 Compound SOP		PFAS_DI_Prep
DSTW-LOC9-042419	04/24/2019	320-49620-6	PFO5DA	0.0020	ug/L	PQL		0.0020	UJ	Cl. Spec. Table 3 Compound SOP		PFAS_DI_Prep
DSTW-LOC9-042419	04/24/2019	320-49620-6	PFO5DA	0.0020	ug/L	PQL		0.0020	UJ	Cl. Spec. Table 3 Compound SOP		PFAS_DI_Prep
DSTW-LOC7B-042419	04/24/2019	320-49623-1	PEPA	0.020	UG/L	PQL		0.020	UJ	Cl. Spec. Table 3 Compound SOP		PFAS_DI_Prep
DSTW-LOC7B-042419	04/24/2019	320-49623-1	PEPA	0.020	UG/L	PQL		0.020	UJ	Cl. Spec. Table 3 Compound SOP		PFAS_DI_Prep
DSTW-LOC7B-042419	04/24/2019	320-49623-1	PFESA-BP1	0.0020	UG/L	PQL		0.0020	UJ	Cl. Spec. Table 3 Compound SOP		PFAS_DI_Prep
DSTW-LOC7B-042419	04/24/2019	320-49623-1	PFESA-BP1	0.0020	UG/L	PQL		0.0020	UJ	Cl. Spec. Table 3 Compound SOP		PFAS_DI_Prep
DSTW-LOC7A-042419	04/24/2019	320-49620-4	Byproduct 6	0.0020	UG/L	PQL		0.0020	UJ	Cl. Spec. Table 3 Compound SOP		PFAS_DI_Prep

Validation Reason

The analysis hold time for this sample was exceeded by a factor of 2. The reporting limit may be biased low.

Field Sample ID	Date Sampled	Lab Sample ID	Analyte	Result	Units	Type	MDL	PQL	Validation Qualifier	Analytical Method	Pre-prep	Prep
DSTW-LOC7A-042419	04/24/2019	320-49620-4	Byproduct 6	0.0020	UG/L	PQL		0.0020	UJ	Cl. Spec. Table 3 Compound SOP		PFAS_DI_Prep
DSTW-LOC7B-042419	04/24/2019	320-49623-1	PES	0.0020	UG/L	PQL		0.0020	UJ	Cl. Spec. Table 3 Compound SOP		PFAS_DI_Prep
DSTW-LOC7B-042419	04/24/2019	320-49623-1	PES	0.0020	UG/L	PQL		0.0020	UJ	Cl. Spec. Table 3 Compound SOP		PFAS_DI_Prep
DSTW-LOC7A-042419	04/24/2019	320-49620-4	EVE Acid	0.0020	UG/L	PQL		0.0020	UJ	Cl. Spec. Table 3 Compound SOP		PFAS_DI_Prep
DSTW-LOC7A-042419	04/24/2019	320-49620-4	EVE Acid	0.0020	UG/L	PQL		0.0020	UJ	Cl. Spec. Table 3 Compound SOP		PFAS_DI_Prep
DSTW-LOC7A-042419	04/24/2019	320-49620-4	PFESA-BP2	0.0020	ug/L	PQL		0.0020	UJ	Cl. Spec. Table 3 Compound SOP		PFAS_DI_Prep
DSTW-LOC7A-042419	04/24/2019	320-49620-4	PFESA-BP2	0.0020	ug/L	PQL		0.0020	UJ	Cl. Spec. Table 3 Compound SOP		PFAS_DI_Prep
DSTW-LOC7A-042419	04/24/2019	320-49620-4	Hydro-EVE Acid	0.0020	UG/L	PQL		0.0020	UJ	Cl. Spec. Table 3 Compound SOP		PFAS_DI_Prep
DSTW-LOC7A-042419	04/24/2019	320-49620-4	Hydro-EVE Acid	0.0020	UG/L	PQL		0.0020	UJ	Cl. Spec. Table 3 Compound SOP		PFAS_DI_Prep
DSTW-LOC7A-042419	04/24/2019	320-49620-4	PFECA-G	0.0020	UG/L	PQL		0.0020	UJ	Cl. Spec. Table 3 Compound SOP		PFAS_DI_Prep
DSTW-LOC7A-042419	04/24/2019	320-49620-4	PFECA-G	0.0020	UG/L	PQL		0.0020	UJ	Cl. Spec. Table 3 Compound SOP		PFAS_DI_Prep
DSTW-LOC7A-042419	04/24/2019	320-49620-4	PFO3OA	0.0020	ug/L	PQL		0.0020	UJ	Cl. Spec. Table 3 Compound SOP		PFAS_DI_Prep
DSTW-LOC7A-042419	04/24/2019	320-49620-4	PFO3OA	0.0020	ug/L	PQL		0.0020	UJ	Cl. Spec. Table 3 Compound SOP		PFAS_DI_Prep
DSTW-LOC7A-042419	04/24/2019	320-49620-4	PFO4DA	0.0020	ug/L	PQL		0.0020	UJ	Cl. Spec. Table 3 Compound SOP		PFAS_DI_Prep
DSTW-LOC7A-042419	04/24/2019	320-49620-4	PFO4DA	0.0020	ug/L	PQL		0.0020	UJ	Cl. Spec. Table 3 Compound SOP		PFAS_DI_Prep
DSTW-LOC7A-042419	04/24/2019	320-49620-4	PFO5DA	0.0020	ug/L	PQL		0.0020	UJ	Cl. Spec. Table 3 Compound SOP		PFAS_DI_Prep
DSTW-LOC7A-042419	04/24/2019	320-49620-4	PFO5DA	0.0020	ug/L	PQL		0.0020	UJ	Cl. Spec. Table 3 Compound SOP		PFAS_DI_Prep

Validation Reason

The analysis hold time for this sample was exceeded by a factor of 2. The reporting limit may be biased low.

Field Sample ID	Date Sampled	Lab Sample ID	Analyte	Result	Units	Type	MDL	PQL	Validation Qualifier	Analytical Method	Pre-prep	Prep
DSTW-LOC7A-042419	04/24/2019	320-49620-4	PFECA B	0.0020	UG/L	PQL		0.0020	UJ	Cl. Spec. Table 3 Compound SOP		PFAS_DI_Prep
DSTW-LOC7A-042419	04/24/2019	320-49620-4	PFECA B	0.0020	UG/L	PQL		0.0020	UJ	Cl. Spec. Table 3 Compound SOP		PFAS_DI_Prep
DSTW-LOC7A-042419	04/24/2019	320-49620-4	PEPA	0.020	UG/L	PQL		0.020	UJ	Cl. Spec. Table 3 Compound SOP		PFAS_DI_Prep
DSTW-LOC7A-042419	04/24/2019	320-49620-4	PEPA	0.020	UG/L	PQL		0.020	UJ	Cl. Spec. Table 3 Compound SOP		PFAS_DI_Prep
DSTW-LOC7A-042419	04/24/2019	320-49620-4	PFESA-BP1	0.0020	UG/L	PQL		0.0020	UJ	Cl. Spec. Table 3 Compound SOP		PFAS_DI_Prep
DSTW-LOC7A-042419	04/24/2019	320-49620-4	PFESA-BP1	0.0020	UG/L	PQL		0.0020	UJ	Cl. Spec. Table 3 Compound SOP		PFAS_DI_Prep
DSTW-LOC6B-042419	04/24/2019	320-49624-2	PFECA B	0.0020	UG/L	PQL		0.0020	UJ	Cl. Spec. Table 3 Compound SOP		PFAS_DI_Prep
DSTW-LOC6B-042419	04/24/2019	320-49624-2	PFECA B	0.0020	UG/L	PQL		0.0020	UJ	Cl. Spec. Table 3 Compound SOP		PFAS_DI_Prep
DSTW-LOC6B-042419	04/24/2019	320-49624-2	PEPA	0.020	UG/L	PQL		0.020	UJ	Cl. Spec. Table 3 Compound SOP		PFAS_DI_Prep
DSTW-LOC6B-042419	04/24/2019	320-49624-2	PEPA	0.020	UG/L	PQL		0.020	UJ	Cl. Spec. Table 3 Compound SOP		PFAS_DI_Prep
DSTW-LOC6B-042419	04/24/2019	320-49624-2	PFESA-BP1	0.0020	UG/L	PQL		0.0020	UJ	Cl. Spec. Table 3 Compound SOP		PFAS_DI_Prep
DSTW-LOC6B-042419	04/24/2019	320-49624-2	PFESA-BP1	0.0020	UG/L	PQL		0.0020	UJ	Cl. Spec. Table 3 Compound SOP		PFAS_DI_Prep
DSTW-LOC6B-042419	04/24/2019	320-49624-2	Byproduct 6	0.0020	UG/L	PQL		0.0020	UJ	Cl. Spec. Table 3 Compound SOP		PFAS_DI_Prep
DSTW-LOC6B-042419	04/24/2019	320-49624-2	Byproduct 6	0.0020	UG/L	PQL		0.0020	UJ	Cl. Spec. Table 3 Compound SOP		PFAS_DI_Prep
DSTW-LOC7A-042419	04/24/2019	320-49620-4	NVHOS	0.0020	UG/L	PQL		0.0020	UJ	Cl. Spec. Table 3 Compound SOP		PFAS_DI_Prep
DSTW-LOC7A-042419	04/24/2019	320-49620-4	NVHOS	0.0020	UG/L	PQL		0.0020	UJ	Cl. Spec. Table 3 Compound SOP		PFAS_DI_Prep
DSTW-LOC7A-042419	04/24/2019	320-49620-4	PES	0.0020	UG/L	PQL		0.0020	UJ	Cl. Spec. Table 3 Compound SOP		PFAS_DI_Prep

Validation Reason

The analysis hold time for this sample was exceeded by a factor of 2. The reporting limit may be biased low.

Field Sample ID	Date Sampled	Lab Sample ID	Analyte	Result	Units	Type	MDL	PQL	Validation Qualifier	Analytical Method	Pre-prep	Prep
DSTW-LOC7A-042419	04/24/2019	320-49620-4	PES	0.0020	UG/L	PQL		0.0020	UJ	Cl. Spec. Table 3 Compound SOP		PFAS_DI_Prep
DSTW-LOC7B-042419	04/24/2019	320-49623-1	PFO5DA	0.0020	ug/L	PQL		0.0020	UJ	Cl. Spec. Table 3 Compound SOP		PFAS_DI_Prep
DSTW-LOC7B-042419	04/24/2019	320-49623-1	PFO5DA	0.0020	ug/L	PQL		0.0020	UJ	Cl. Spec. Table 3 Compound SOP		PFAS_DI_Prep
DSTW-LOC7B-042419	04/24/2019	320-49623-1	EVE Acid	0.0020	UG/L	PQL		0.0020	UJ	Cl. Spec. Table 3 Compound SOP		PFAS_DI_Prep
DSTW-LOC7B-042419	04/24/2019	320-49623-1	EVE Acid	0.0020	UG/L	PQL		0.0020	UJ	Cl. Spec. Table 3 Compound SOP		PFAS_DI_Prep
DSTW-LOC7B-042419	04/24/2019	320-49623-1	Hydro-EVE Acid	0.0020	UG/L	PQL		0.0020	UJ	Cl. Spec. Table 3 Compound SOP		PFAS_DI_Prep
DSTW-LOC7B-042419	04/24/2019	320-49623-1	Hydro-EVE Acid	0.0020	UG/L	PQL		0.0020	UJ	Cl. Spec. Table 3 Compound SOP		PFAS_DI_Prep
DSTW-LOC7B-042419	04/24/2019	320-49623-1	PFECA-G	0.0020	UG/L	PQL		0.0020	UJ	Cl. Spec. Table 3 Compound SOP		PFAS_DI_Prep
DSTW-LOC7B-042419	04/24/2019	320-49623-1	PFECA-G	0.0020	UG/L	PQL		0.0020	UJ	Cl. Spec. Table 3 Compound SOP		PFAS_DI_Prep
DSTW-LOC7B-042419	04/24/2019	320-49623-1	Byproduct 6	0.0020	UG/L	PQL		0.0020	UJ	Cl. Spec. Table 3 Compound SOP		PFAS_DI_Prep
DSTW-LOC7B-042419	04/24/2019	320-49623-1	Byproduct 6	0.0020	UG/L	PQL		0.0020	UJ	Cl. Spec. Table 3 Compound SOP		PFAS_DI_Prep
DSTW-LOC9-042419	04/24/2019	320-49620-6	PES	0.0020	UG/L	PQL		0.0020	UJ	Cl. Spec. Table 3 Compound SOP		PFAS_DI_Prep
DSTW-LOC9-042419	04/24/2019	320-49620-6	PES	0.0020	UG/L	PQL		0.0020	UJ	Cl. Spec. Table 3 Compound SOP		PFAS_DI_Prep
DSTW-LOC9-042419	04/24/2019	320-49620-6	Byproduct 6	0.0020	UG/L	PQL		0.0020	UJ	Cl. Spec. Table 3 Compound SOP		PFAS_DI_Prep
DSTW-LOC9-042419	04/24/2019	320-49620-6	Byproduct 6	0.0020	UG/L	PQL		0.0020	UJ	Cl. Spec. Table 3 Compound SOP		PFAS_DI_Prep
DSTW-TB-042519	04/25/2019	320-49623-5	NVHOS	0.0020	UG/L	PQL		0.0020	UJ	Cl. Spec. Table 3 Compound SOP		PFAS_DI_Prep
DSTW-TB-042519	04/25/2019	320-49623-5	NVHOS	0.0020	UG/L	PQL		0.0020	UJ	Cl. Spec. Table 3 Compound SOP		PFAS_DI_Prep

Validation Reason

The analysis hold time for this sample was exceeded by a factor of 2. The reporting limit may be biased low.

Field Sample ID	Date Sampled	Lab Sample ID	Analyte	Result	Units	Type	MDL	PQL	Validation Qualifier	Analytical Method	Pre-prep	Prep
DSTW-TB-042519	04/25/2019	320-49623-5	PES	0.0020	UG/L	PQL		0.0020	UJ	Cl. Spec. Table 3 Compound SOP		PFAS_DI_Prep
DSTW-TB-042519	04/25/2019	320-49623-5	PES	0.0020	UG/L	PQL		0.0020	UJ	Cl. Spec. Table 3 Compound SOP		PFAS_DI_Prep
DSTW-TB-042519	04/25/2019	320-49623-5	PMPA	0.010	UG/L	PQL		0.010	UJ	Cl. Spec. Table 3 Compound SOP		PFAS_DI_Prep
DSTW-TB-042519	04/25/2019	320-49623-5	PMPA	0.010	UG/L	PQL		0.010	UJ	Cl. Spec. Table 3 Compound SOP		PFAS_DI_Prep
DSTW-TB-042519	04/25/2019	320-49623-5	PFECA B	0.0020	UG/L	PQL		0.0020	UJ	Cl. Spec. Table 3 Compound SOP		PFAS_DI_Prep
DSTW-TB-042519	04/25/2019	320-49623-5	PFECA B	0.0020	UG/L	PQL		0.0020	UJ	Cl. Spec. Table 3 Compound SOP		PFAS_DI_Prep
DSTW-TB-042519	04/25/2019	320-49623-5	PEPA	0.020	UG/L	PQL		0.020	UJ	Cl. Spec. Table 3 Compound SOP		PFAS_DI_Prep
DSTW-TB-042519	04/25/2019	320-49623-5	PEPA	0.020	UG/L	PQL		0.020	UJ	Cl. Spec. Table 3 Compound SOP		PFAS_DI_Prep
DSTW-TB-042519	04/25/2019	320-49623-5	PFESA-BP1	0.0020	UG/L	PQL		0.0020	UJ	Cl. Spec. Table 3 Compound SOP		PFAS_DI_Prep
DSTW-TB-042519	04/25/2019	320-49623-5	PFESA-BP1	0.0020	UG/L	PQL		0.0020	UJ	Cl. Spec. Table 3 Compound SOP		PFAS_DI_Prep
DSTW-TB-042519	04/25/2019	320-49623-5	PFO2HxA	0.0020	ug/L	PQL		0.0020	UJ	Cl. Spec. Table 3 Compound SOP		PFAS_DI_Prep
DSTW-TB-042519	04/25/2019	320-49623-5	PFO2HxA	0.0020	ug/L	PQL		0.0020	UJ	Cl. Spec. Table 3 Compound SOP		PFAS_DI_Prep
DSTW-TB-042519	04/25/2019	320-49623-5	PFO3OA	0.0020	ug/L	PQL		0.0020	UJ	Cl. Spec. Table 3 Compound SOP		PFAS_DI_Prep
DSTW-TB-042519	04/25/2019	320-49623-5	PFO3OA	0.0020	ug/L	PQL		0.0020	UJ	Cl. Spec. Table 3 Compound SOP		PFAS_DI_Prep
DSTW-TB-042519	04/25/2019	320-49623-5	PFO4DA	0.0020	ug/L	PQL		0.0020	UJ	Cl. Spec. Table 3 Compound SOP		PFAS_DI_Prep
DSTW-TB-042519	04/25/2019	320-49623-5	PFO4DA	0.0020	ug/L	PQL		0.0020	UJ	Cl. Spec. Table 3 Compound SOP		PFAS_DI_Prep
DSTW-TB-042519	04/25/2019	320-49623-5	PFO5DA	0.0020	ug/L	PQL		0.0020	UJ	Cl. Spec. Table 3 Compound SOP		PFAS_DI_Prep

Validation Reason

The analysis hold time for this sample was exceeded by a factor of 2. The reporting limit may be biased low.

Field Sample ID	Date Sampled	Lab Sample ID	Analyte	Result	Units	Type	MDL	PQL	Validation Qualifier	Analytical Method	Pre-prep	Prep
DSTW-TB-042519	04/25/2019	320-49623-5	PFO5DA	0.0020	ug/L	PQL		0.0020	UJ	Cl. Spec. Table 3 Compound SOP		PFAS_DI_Prep
DSTW-TB-042519	04/25/2019	320-49623-5	PFMOAA	0.0050	ug/L	PQL		0.0050	UJ	Cl. Spec. Table 3 Compound SOP		PFAS_DI_Prep
DSTW-TB-042519	04/25/2019	320-49623-5	PFMOAA	0.0050	ug/L	PQL		0.0050	UJ	Cl. Spec. Table 3 Compound SOP		PFAS_DI_Prep
DSTW-TB-042519	04/25/2019	320-49623-5	EVE Acid	0.0020	UG/L	PQL		0.0020	UJ	Cl. Spec. Table 3 Compound SOP		PFAS_DI_Prep
DSTW-TB-042519	04/25/2019	320-49623-5	EVE Acid	0.0020	UG/L	PQL		0.0020	UJ	Cl. Spec. Table 3 Compound SOP		PFAS_DI_Prep
DSTW-TB-042519	04/25/2019	320-49623-5	PFESA-BP2	0.0020	ug/L	PQL		0.0020	UJ	Cl. Spec. Table 3 Compound SOP		PFAS_DI_Prep
DSTW-TB-042519	04/25/2019	320-49623-5	PFESA-BP2	0.0020	ug/L	PQL		0.0020	UJ	Cl. Spec. Table 3 Compound SOP		PFAS_DI_Prep
DSTW-TB-042519	04/25/2019	320-49623-5	Hydro-EVE Acid	0.0020	UG/L	PQL		0.0020	UJ	Cl. Spec. Table 3 Compound SOP		PFAS_DI_Prep
DSTW-TB-042519	04/25/2019	320-49623-5	Hydro-EVE Acid	0.0020	UG/L	PQL		0.0020	UJ	Cl. Spec. Table 3 Compound SOP		PFAS_DI_Prep
DSTW-TB-042519	04/25/2019	320-49623-5	PFECA-G	0.0020	UG/L	PQL		0.0020	UJ	Cl. Spec. Table 3 Compound SOP		PFAS_DI_Prep
DSTW-TB-042519	04/25/2019	320-49623-5	PFECA-G	0.0020	UG/L	PQL		0.0020	UJ	Cl. Spec. Table 3 Compound SOP		PFAS_DI_Prep
DSTW-TB-042519	04/25/2019	320-49623-5	R-EVE	0.0020	UG/L	PQL		0.0020	UJ	Cl. Spec. Table 3 Compound SOP		PFAS_DI_Prep
DSTW-TB-042519	04/25/2019	320-49623-5	R-EVE	0.0020	UG/L	PQL		0.0020	UJ	Cl. Spec. Table 3 Compound SOP		PFAS_DI_Prep
DSTW-TB-042519	04/25/2019	320-49623-5	Byproduct 4	0.0020	UG/L	PQL		0.0020	UJ	Cl. Spec. Table 3 Compound SOP		PFAS_DI_Prep
DSTW-TB-042519	04/25/2019	320-49623-5	Byproduct 4	0.0020	UG/L	PQL		0.0020	UJ	Cl. Spec. Table 3 Compound SOP		PFAS_DI_Prep
DSTW-TB-042519	04/25/2019	320-49623-5	Byproduct 5	0.0020	UG/L	PQL		0.0020	UJ	Cl. Spec. Table 3 Compound SOP		PFAS_DI_Prep
DSTW-TB-042519	04/25/2019	320-49623-5	Byproduct 5	0.0020	UG/L	PQL		0.0020	UJ	Cl. Spec. Table 3 Compound SOP		PFAS_DI_Prep

Validation Reason

The analysis hold time for this sample was exceeded by a factor of 2. The reporting limit may be biased low.

Field Sample ID	Date Sampled	Lab Sample ID	Analyte	Result	Units	Type	MDL	PQL	Validation Qualifier	Analytical Method	Pre-prep	Prep
DSTW-TB-042519	04/25/2019	320-49623-5	Byproduct 6	0.0020	UG/L	PQL		0.0020	UJ	Cl. Spec. Table 3 Compound SOP		PFAS_DI_Prep
DSTW-TB-042519	04/25/2019	320-49623-5	Byproduct 6	0.0020	UG/L	PQL		0.0020	UJ	Cl. Spec. Table 3 Compound SOP		PFAS_DI_Prep
DSTW-LOC24C-042419	04/24/2019	320-49620-2	PES	0.0020	UG/L	PQL		0.0020	UJ	Cl. Spec. Table 3 Compound SOP		PFAS_DI_Prep
DSTW-LOC24C-042419	04/24/2019	320-49620-2	PES	0.0020	UG/L	PQL		0.0020	UJ	Cl. Spec. Table 3 Compound SOP		PFAS_DI_Prep
DSTW-LOC24C-042419	04/24/2019	320-49620-2	PFO3OA	0.0020	ug/L	PQL		0.0020	UJ	Cl. Spec. Table 3 Compound SOP		PFAS_DI_Prep
DSTW-LOC24C-042419	04/24/2019	320-49620-2	PFO3OA	0.0020	ug/L	PQL		0.0020	UJ	Cl. Spec. Table 3 Compound SOP		PFAS_DI_Prep
DSTW-LOC24C-042419	04/24/2019	320-49620-2	PFO4DA	0.0020	ug/L	PQL		0.0020	UJ	Cl. Spec. Table 3 Compound SOP		PFAS_DI_Prep
DSTW-LOC24C-042419	04/24/2019	320-49620-2	PFO4DA	0.0020	ug/L	PQL		0.0020	UJ	Cl. Spec. Table 3 Compound SOP		PFAS_DI_Prep
DSTW-LOC24C-042419	04/24/2019	320-49620-2	PFO5DA	0.0020	ug/L	PQL		0.0020	UJ	Cl. Spec. Table 3 Compound SOP		PFAS_DI_Prep
DSTW-LOC24C-042419	04/24/2019	320-49620-2	PFO5DA	0.0020	ug/L	PQL		0.0020	UJ	Cl. Spec. Table 3 Compound SOP		PFAS_DI_Prep
DSTW-LOC24B-042419	04/24/2019	320-49620-1	Byproduct 6	0.0020	UG/L	PQL		0.0020	UJ	Cl. Spec. Table 3 Compound SOP		PFAS_DI_Prep
DSTW-LOC24B-042419	04/24/2019	320-49620-1	Byproduct 6	0.0020	UG/L	PQL		0.0020	UJ	Cl. Spec. Table 3 Compound SOP		PFAS_DI_Prep
DSTW-LOC24C-042419	04/24/2019	320-49620-2	PFECA B	0.0020	UG/L	PQL		0.0020	UJ	Cl. Spec. Table 3 Compound SOP		PFAS_DI_Prep
DSTW-LOC24C-042419	04/24/2019	320-49620-2	PFECA B	0.0020	UG/L	PQL		0.0020	UJ	Cl. Spec. Table 3 Compound SOP		PFAS_DI_Prep
DSTW-LOC24C-042419	04/24/2019	320-49620-2	PEPA	0.020	UG/L	PQL		0.020	UJ	Cl. Spec. Table 3 Compound SOP		PFAS_DI_Prep
DSTW-LOC24C-042419	04/24/2019	320-49620-2	PEPA	0.020	UG/L	PQL		0.020	UJ	Cl. Spec. Table 3 Compound SOP		PFAS_DI_Prep
DSTW-LOC24B-042419	04/24/2019	320-49620-1	PFECA B	0.0020	UG/L	PQL		0.0020	UJ	Cl. Spec. Table 3 Compound SOP		PFAS_DI_Prep

Validation Reason

The analysis hold time for this sample was exceeded by a factor of 2. The reporting limit may be biased low.

Field Sample ID	Date Sampled	Lab Sample ID	Analyte	Result	Units	Type	MDL	PQL	Validation Qualifier	Analytical Method	Pre-prep	Prep
DSTW-LOC24B-042419	04/24/2019	320-49620-1	PFECA B	0.0020	UG/L	PQL		0.0020	UJ	Cl. Spec. Table 3 Compound SOP		PFAS_DI_Prep
DSTW-LOC24B-042419	04/24/2019	320-49620-1	PEPA	0.020	UG/L	PQL		0.020	UJ	Cl. Spec. Table 3 Compound SOP		PFAS_DI_Prep
DSTW-LOC24B-042419	04/24/2019	320-49620-1	PEPA	0.020	UG/L	PQL		0.020	UJ	Cl. Spec. Table 3 Compound SOP		PFAS_DI_Prep
DSTW-LOC24B-042419	04/24/2019	320-49620-1	PFESA-BP1	0.0020	UG/L	PQL		0.0020	UJ	Cl. Spec. Table 3 Compound SOP		PFAS_DI_Prep
DSTW-LOC24B-042419	04/24/2019	320-49620-1	PFESA-BP1	0.0020	UG/L	PQL		0.0020	UJ	Cl. Spec. Table 3 Compound SOP		PFAS_DI_Prep
DSTW-LOC24B-042419	04/24/2019	320-49620-1	PFO3OA	0.0020	ug/L	PQL		0.0020	UJ	Cl. Spec. Table 3 Compound SOP		PFAS_DI_Prep
DSTW-LOC24B-042419	04/24/2019	320-49620-1	PFO3OA	0.0020	ug/L	PQL		0.0020	UJ	Cl. Spec. Table 3 Compound SOP		PFAS_DI_Prep
DSTW-LOC24B-042419	04/24/2019	320-49620-1	PFO4DA	0.0020	ug/L	PQL		0.0020	UJ	Cl. Spec. Table 3 Compound SOP		PFAS_DI_Prep
DSTW-LOC24B-042419	04/24/2019	320-49620-1	PFO4DA	0.0020	ug/L	PQL		0.0020	UJ	Cl. Spec. Table 3 Compound SOP		PFAS_DI_Prep
DSTW-LOC24B-042419	04/24/2019	320-49620-1	PFO5DA	0.0020	ug/L	PQL		0.0020	UJ	Cl. Spec. Table 3 Compound SOP		PFAS_DI_Prep
DSTW-LOC24B-042419	04/24/2019	320-49620-1	PFO5DA	0.0020	ug/L	PQL		0.0020	UJ	Cl. Spec. Table 3 Compound SOP		PFAS_DI_Prep
DSTW-LOC24B-042419	04/24/2019	320-49620-1	EVE Acid	0.0020	UG/L	PQL		0.0020	UJ	Cl. Spec. Table 3 Compound SOP		PFAS_DI_Prep
DSTW-LOC24B-042419	04/24/2019	320-49620-1	EVE Acid	0.0020	UG/L	PQL		0.0020	UJ	Cl. Spec. Table 3 Compound SOP		PFAS_DI_Prep
DSTW-LOC24B-042419	04/24/2019	320-49620-1	PFESA-BP2	0.0020	ug/L	PQL		0.0020	UJ	Cl. Spec. Table 3 Compound SOP		PFAS_DI_Prep
DSTW-LOC24B-042419	04/24/2019	320-49620-1	PFESA-BP2	0.0020	ug/L	PQL		0.0020	UJ	Cl. Spec. Table 3 Compound SOP		PFAS_DI_Prep
DSTW-LOC24B-042419	04/24/2019	320-49620-1	Hydro-EVE Acid	0.0020	UG/L	PQL		0.0020	UJ	Cl. Spec. Table 3 Compound SOP		PFAS_DI_Prep
DSTW-LOC24B-042419	04/24/2019	320-49620-1	Hydro-EVE Acid	0.0020	UG/L	PQL		0.0020	UJ	Cl. Spec. Table 3 Compound SOP		PFAS_DI_Prep

Validation Reason

The analysis hold time for this sample was exceeded by a factor of 2. The reporting limit may be biased low.

Field Sample ID	Date Sampled	Lab Sample ID	Analyte	Result	Units	Type	MDL	PQL	Validation Qualifier	Analytical Method	Pre-prep	Prep
DSTW-LOC24B-042419	04/24/2019	320-49620-1	PFECA-G	0.0020	UG/L	PQL		0.0020	UJ	Cl. Spec. Table 3 Compound SOP		PFAS_DI_Prep
DSTW-LOC24B-042419	04/24/2019	320-49620-1	PFECA-G	0.0020	UG/L	PQL		0.0020	UJ	Cl. Spec. Table 3 Compound SOP		PFAS_DI_Prep
DSTW-LOC24C-042419	04/24/2019	320-49620-2	PFECA-G	0.0020	UG/L	PQL		0.0020	UJ	Cl. Spec. Table 3 Compound SOP		PFAS_DI_Prep
DSTW-LOC24C-042419	04/24/2019	320-49620-2	PFECA-G	0.0020	UG/L	PQL		0.0020	UJ	Cl. Spec. Table 3 Compound SOP		PFAS_DI_Prep
DSTW-LOC24C-042419	04/24/2019	320-49620-2	Byproduct 6	0.0020	UG/L	PQL		0.0020	UJ	Cl. Spec. Table 3 Compound SOP		PFAS_DI_Prep
DSTW-LOC24C-042419	04/24/2019	320-49620-2	Byproduct 6	0.0020	UG/L	PQL		0.0020	UJ	Cl. Spec. Table 3 Compound SOP		PFAS_DI_Prep
DSTW-LOC6A-042419	04/24/2019	320-49624-1	NVHOS	0.0020	UG/L	PQL		0.0020	UJ	Cl. Spec. Table 3 Compound SOP		PFAS_DI_Prep
DSTW-LOC6A-042419	04/24/2019	320-49624-1	NVHOS	0.0020	UG/L	PQL		0.0020	UJ	Cl. Spec. Table 3 Compound SOP		PFAS_DI_Prep
DSTW-LOC6A-042419	04/24/2019	320-49624-1	PES	0.0020	UG/L	PQL		0.0020	UJ	Cl. Spec. Table 3 Compound SOP		PFAS_DI_Prep
DSTW-LOC6A-042419	04/24/2019	320-49624-1	PES	0.0020	UG/L	PQL		0.0020	UJ	Cl. Spec. Table 3 Compound SOP		PFAS_DI_Prep
DSTW-LOC6A-042419	04/24/2019	320-49624-1	PFO3OA	0.0020	ug/L	PQL		0.0020	UJ	Cl. Spec. Table 3 Compound SOP		PFAS_DI_Prep
DSTW-LOC6A-042419	04/24/2019	320-49624-1	PFO3OA	0.0020	ug/L	PQL		0.0020	UJ	Cl. Spec. Table 3 Compound SOP		PFAS_DI_Prep
DSTW-LOC6A-042419	04/24/2019	320-49624-1	PFO4DA	0.0020	ug/L	PQL		0.0020	UJ	Cl. Spec. Table 3 Compound SOP		PFAS_DI_Prep
DSTW-LOC6A-042419	04/24/2019	320-49624-1	PFO4DA	0.0020	ug/L	PQL		0.0020	UJ	Cl. Spec. Table 3 Compound SOP		PFAS_DI_Prep
DSTW-LOC6A-042419	04/24/2019	320-49624-1	PFO5DA	0.0020	ug/L	PQL		0.0020	UJ	Cl. Spec. Table 3 Compound SOP		PFAS_DI_Prep
DSTW-LOC6A-042419	04/24/2019	320-49624-1	PFO5DA	0.0020	ug/L	PQL		0.0020	UJ	Cl. Spec. Table 3 Compound SOP		PFAS_DI_Prep
DSTW-LOC6A-042419	04/24/2019	320-49624-1	PFMOAA	0.0050	ug/L	PQL		0.0050	UJ	Cl. Spec. Table 3 Compound SOP		PFAS_DI_Prep

Validation Reason

The analysis hold time for this sample was exceeded by a factor of 2. The reporting limit may be biased low.

Field Sample ID	Date Sampled	Lab Sample ID	Analyte	Result	Units	Type	MDL	PQL	Validation Qualifier	Analytical Method	Pre-prep	Prep
DSTW-LOC6A-042419	04/24/2019	320-49624-1	PFMOAA	0.0050	ug/L	PQL		0.0050	UJ	Cl. Spec. Table 3 Compound SOP		PFAS_DI_Prep
DSTW-LOC6A-042419	04/24/2019	320-49624-1	EVE Acid	0.0020	UG/L	PQL		0.0020	UJ	Cl. Spec. Table 3 Compound SOP		PFAS_DI_Prep
DSTW-LOC6A-042419	04/24/2019	320-49624-1	EVE Acid	0.0020	UG/L	PQL		0.0020	UJ	Cl. Spec. Table 3 Compound SOP		PFAS_DI_Prep
DSTW-LOC6A-042419	04/24/2019	320-49624-1	PFESA-BP2	0.0020	ug/L	PQL		0.0020	UJ	Cl. Spec. Table 3 Compound SOP		PFAS_DI_Prep
DSTW-LOC6A-042419	04/24/2019	320-49624-1	PFESA-BP2	0.0020	ug/L	PQL		0.0020	UJ	Cl. Spec. Table 3 Compound SOP		PFAS_DI_Prep
DSTW-LOC6A-042419	04/24/2019	320-49624-1	Hydro-EVE Acid	0.0020	UG/L	PQL		0.0020	UJ	Cl. Spec. Table 3 Compound SOP		PFAS_DI_Prep
DSTW-LOC6A-042419	04/24/2019	320-49624-1	Hydro-EVE Acid	0.0020	UG/L	PQL		0.0020	UJ	Cl. Spec. Table 3 Compound SOP		PFAS_DI_Prep
DSTW-LOC6A-042419	04/24/2019	320-49624-1	PFECA-G	0.0020	UG/L	PQL		0.0020	UJ	Cl. Spec. Table 3 Compound SOP		PFAS_DI_Prep
DSTW-LOC6A-042419	04/24/2019	320-49624-1	PFECA-G	0.0020	UG/L	PQL		0.0020	UJ	Cl. Spec. Table 3 Compound SOP		PFAS_DI_Prep
DSTW-LOC6A-042419	04/24/2019	320-49624-1	PFECA B	0.0020	UG/L	PQL		0.0020	UJ	Cl. Spec. Table 3 Compound SOP		PFAS_DI_Prep
DSTW-LOC6A-042419	04/24/2019	320-49624-1	PFECA B	0.0020	UG/L	PQL		0.0020	UJ	Cl. Spec. Table 3 Compound SOP		PFAS_DI_Prep
DSTW-LOC6A-042419	04/24/2019	320-49624-1	PEPA	0.020	UG/L	PQL		0.020	UJ	Cl. Spec. Table 3 Compound SOP		PFAS_DI_Prep
DSTW-LOC6A-042419	04/24/2019	320-49624-1	PEPA	0.020	UG/L	PQL		0.020	UJ	Cl. Spec. Table 3 Compound SOP		PFAS_DI_Prep
DSTW-LOC6A-042419	04/24/2019	320-49624-1	PFESA-BP1	0.0020	UG/L	PQL		0.0020	UJ	Cl. Spec. Table 3 Compound SOP		PFAS_DI_Prep
DSTW-LOC6A-042419	04/24/2019	320-49624-1	PFESA-BP1	0.0020	UG/L	PQL		0.0020	UJ	Cl. Spec. Table 3 Compound SOP		PFAS_DI_Prep
DSTW-LOC6A-042419	04/24/2019	320-49624-1	Byproduct 6	0.0020	UG/L	PQL		0.0020	UJ	Cl. Spec. Table 3 Compound SOP		PFAS_DI_Prep
DSTW-LOC6A-042419	04/24/2019	320-49624-1	Byproduct 6	0.0020	UG/L	PQL		0.0020	UJ	Cl. Spec. Table 3 Compound SOP		PFAS_DI_Prep

Validation Reason

The analysis hold time for this sample was exceeded by a factor of 2. The reporting limit may be biased low.

Field Sample ID	Date Sampled	Lab Sample ID	Analyte	Result	Units	Type	MDL	PQL	Validation Qualifier	Analytical Method	Pre-prep	Prep
DSTW-LOC6B-042419	04/24/2019	320-49624-2	NVHOS	0.0020	UG/L	PQL		0.0020	UJ	Cl. Spec. Table 3 Compound SOP		PFAS_DI_Prep
DSTW-LOC6B-042419	04/24/2019	320-49624-2	NVHOS	0.0020	UG/L	PQL		0.0020	UJ	Cl. Spec. Table 3 Compound SOP		PFAS_DI_Prep
DSTW-LOC6B-042419	04/24/2019	320-49624-2	PES	0.0020	UG/L	PQL		0.0020	UJ	Cl. Spec. Table 3 Compound SOP		PFAS_DI_Prep
DSTW-LOC6B-042419	04/24/2019	320-49624-2	PES	0.0020	UG/L	PQL		0.0020	UJ	Cl. Spec. Table 3 Compound SOP		PFAS_DI_Prep
DSTW-LOC6B-042419	04/24/2019	320-49624-2	PFO3OA	0.0020	ug/L	PQL		0.0020	UJ	Cl. Spec. Table 3 Compound SOP		PFAS_DI_Prep
DSTW-LOC6B-042419	04/24/2019	320-49624-2	PFO3OA	0.0020	ug/L	PQL		0.0020	UJ	Cl. Spec. Table 3 Compound SOP		PFAS_DI_Prep
DSTW-LOC6B-042419	04/24/2019	320-49624-2	PFO4DA	0.0020	ug/L	PQL		0.0020	UJ	Cl. Spec. Table 3 Compound SOP		PFAS_DI_Prep
DSTW-LOC6B-042419	04/24/2019	320-49624-2	PFO4DA	0.0020	ug/L	PQL		0.0020	UJ	Cl. Spec. Table 3 Compound SOP		PFAS_DI_Prep
DSTW-LOC6B-042419	04/24/2019	320-49624-2	PFO5DA	0.0020	ug/L	PQL		0.0020	UJ	Cl. Spec. Table 3 Compound SOP		PFAS_DI_Prep
DSTW-LOC6B-042419	04/24/2019	320-49624-2	PFMOAA	0.0050	ug/L	PQL		0.0050	UJ	Cl. Spec. Table 3 Compound SOP		PFAS_DI_Prep
DSTW-LOC6B-042419	04/24/2019	320-49624-2	EVE Acid	0.0020	UG/L	PQL		0.0020	UJ	Cl. Spec. Table 3 Compound SOP		PFAS_DI_Prep
DSTW-LOC6B-042419	04/24/2019	320-49624-2	EVE Acid	0.0020	UG/L	PQL		0.0020	UJ	Cl. Spec. Table 3 Compound SOP		PFAS_DI_Prep
DSTW-LOC6B-042419	04/24/2019	320-49624-2	PFESA-BP2	0.0020	ug/L	PQL		0.0020	UJ	Cl. Spec. Table 3 Compound SOP		PFAS_DI_Prep
DSTW-LOC6B-042419	04/24/2019	320-49624-2	PFESA-BP2	0.0020	ug/L	PQL		0.0020	UJ	Cl. Spec. Table 3 Compound SOP		PFAS_DI_Prep
DSTW-LOC6B-042419	04/24/2019	320-49624-2	Hydro-EVE Acid	0.0020	UG/L	PQL		0.0020	UJ	Cl. Spec. Table 3 Compound SOP		PFAS_DI_Prep
DSTW-LOC6B-042419	04/24/2019	320-49624-2	Hydro-EVE Acid	0.0020	UG/L	PQL		0.0020	UJ	Cl. Spec. Table 3 Compound SOP		PFAS_DI_Prep
DSTW-LOC6B-042419	04/24/2019	320-49624-2	PFECA-G	0.0020	UG/L	PQL		0.0020	UJ	Cl. Spec. Table 3 Compound SOP		PFAS_DI_Prep

Validation Reason

The analysis hold time for this sample was exceeded by a factor of 2. The reporting limit may be biased low.

Field Sample ID	Date Sampled	Lab Sample ID	Analyte	Result	Units	Type	MDL	PQL	Validation Qualifier	Analytical Method	Pre-prep	Prep
DSTW-LOC6B-042419	04/24/2019	320-49624-2	PFECA-G	0.0020	UG/L	PQL		0.0020	UJ	Cl. Spec. Table 3 Compound SOP		PFAS_DI_Prep
DSTW-LOC20-042419-D	04/24/2019	320-49620-12	PES	0.0020	UG/L	PQL		0.0020	UJ	Cl. Spec. Table 3 Compound SOP		PFAS_DI_Prep
DSTW-LOC20-042419-D	04/24/2019	320-49620-12	PES	0.0020	UG/L	PQL		0.0020	UJ	Cl. Spec. Table 3 Compound SOP		PFAS_DI_Prep
DSTW-LOC20-042419-D	04/24/2019	320-49620-12	Hydro-EVE Acid	0.0020	UG/L	PQL		0.0020	UJ	Cl. Spec. Table 3 Compound SOP		PFAS_DI_Prep
DSTW-LOC20-042419-D	04/24/2019	320-49620-12	Hydro-EVE Acid	0.0020	UG/L	PQL		0.0020	UJ	Cl. Spec. Table 3 Compound SOP		PFAS_DI_Prep
DSTW-LOC20-042419-D	04/24/2019	320-49620-12	PFECA-G	0.0020	UG/L	PQL		0.0020	UJ	Cl. Spec. Table 3 Compound SOP		PFAS_DI_Prep
DSTW-LOC20-042419-D	04/24/2019	320-49620-12	PFECA-G	0.0020	UG/L	PQL		0.0020	UJ	Cl. Spec. Table 3 Compound SOP		PFAS_DI_Prep
DSTW-LOC20-042419-D	04/24/2019	320-49620-12	Byproduct 6	0.0020	UG/L	PQL		0.0020	UJ	Cl. Spec. Table 3 Compound SOP		PFAS_DI_Prep
DSTW-LOC20-042419-D	04/24/2019	320-49620-12	Byproduct 6	0.0020	UG/L	PQL		0.0020	UJ	Cl. Spec. Table 3 Compound SOP		PFAS_DI_Prep
DSTW-LOC21A-042419	04/24/2019	320-49624-8	NVHOS	0.0020	UG/L	PQL		0.0020	UJ	Cl. Spec. Table 3 Compound SOP		PFAS_DI_Prep
DSTW-LOC21A-042419	04/24/2019	320-49624-8	NVHOS	0.0020	UG/L	PQL		0.0020	UJ	Cl. Spec. Table 3 Compound SOP		PFAS_DI_Prep
DSTW-LOC21A-042419	04/24/2019	320-49624-8	PES	0.0020	UG/L	PQL		0.0020	UJ	Cl. Spec. Table 3 Compound SOP		PFAS_DI_Prep
DSTW-LOC21A-042419	04/24/2019	320-49624-8	PES	0.0020	UG/L	PQL		0.0020	UJ	Cl. Spec. Table 3 Compound SOP		PFAS_DI_Prep
DSTW-LOC21A-042419	04/24/2019	320-49624-8	PFECA B	0.0020	UG/L	PQL		0.0020	UJ	Cl. Spec. Table 3 Compound SOP		PFAS_DI_Prep
DSTW-LOC21A-042419	04/24/2019	320-49624-8	PFECA B	0.0020	UG/L	PQL		0.0020	UJ	Cl. Spec. Table 3 Compound SOP		PFAS_DI_Prep
DSTW-LOC21A-042419	04/24/2019	320-49624-8	PEPA	0.020	UG/L	PQL		0.020	UJ	Cl. Spec. Table 3 Compound SOP		PFAS_DI_Prep
DSTW-LOC21A-042419	04/24/2019	320-49624-8	PEPA	0.020	UG/L	PQL		0.020	UJ	Cl. Spec. Table 3 Compound SOP		PFAS_DI_Prep

Validation Reason

The analysis hold time for this sample was exceeded by a factor of 2. The reporting limit may be biased low.

Field Sample ID	Date Sampled	Lab Sample ID	Analyte	Result	Units	Type	MDL	PQL	Validation Qualifier	Analytical Method	Pre-prep	Prep
DSTW-LOC21A-042419	04/24/2019	320-49624-8	PFESA-BP1	0.0020	UG/L	PQL		0.0020	UJ	Cl. Spec. Table 3 Compound SOP		PFAS_DI_Prep
DSTW-LOC20-042419	04/24/2019	320-49620-11	Hydro-EVE Acid	0.0020	UG/L	PQL		0.0020	UJ	Cl. Spec. Table 3 Compound SOP		PFAS_DI_Prep
DSTW-LOC20-042419	04/24/2019	320-49620-11	Hydro-EVE Acid	0.0020	UG/L	PQL		0.0020	UJ	Cl. Spec. Table 3 Compound SOP		PFAS_DI_Prep
DSTW-LOC20-042419	04/24/2019	320-49620-11	PFECA-G	0.0020	UG/L	PQL		0.0020	UJ	Cl. Spec. Table 3 Compound SOP		PFAS_DI_Prep
DSTW-LOC20-042419	04/24/2019	320-49620-11	PFECA-G	0.0020	UG/L	PQL		0.0020	UJ	Cl. Spec. Table 3 Compound SOP		PFAS_DI_Prep
DSTW-LOC15-042419	04/24/2019	320-49620-9	PFO5DA	0.0020	ug/L	PQL		0.0020	UJ	Cl. Spec. Table 3 Compound SOP		PFAS_DI_Prep
DSTW-LOC15-042419	04/24/2019	320-49620-9	PFO5DA	0.0020	ug/L	PQL		0.0020	UJ	Cl. Spec. Table 3 Compound SOP		PFAS_DI_Prep
DSTW-LOC20-042419	04/24/2019	320-49620-11	PFO5DA	0.0020	ug/L	PQL		0.0020	UJ	Cl. Spec. Table 3 Compound SOP		PFAS_DI_Prep
DSTW-LOC20-042419	04/24/2019	320-49620-11	PFO5DA	0.0020	ug/L	PQL		0.0020	UJ	Cl. Spec. Table 3 Compound SOP		PFAS_DI_Prep
DSTW-LOC20-042419	04/24/2019	320-49620-11	Byproduct 6	0.0020	UG/L	PQL		0.0020	UJ	Cl. Spec. Table 3 Compound SOP		PFAS_DI_Prep
DSTW-LOC20-042419	04/24/2019	320-49620-11	Byproduct 6	0.0020	UG/L	PQL		0.0020	UJ	Cl. Spec. Table 3 Compound SOP		PFAS_DI_Prep
DSTW-LOC20-042419-D	04/24/2019	320-49620-12	PFECA B	0.0020	UG/L	PQL		0.0020	UJ	Cl. Spec. Table 3 Compound SOP		PFAS_DI_Prep
DSTW-LOC20-042419-D	04/24/2019	320-49620-12	PFECA B	0.0020	UG/L	PQL		0.0020	UJ	Cl. Spec. Table 3 Compound SOP		PFAS_DI_Prep
DSTW-LOC20-042419-D	04/24/2019	320-49620-12	PEPA	0.020	UG/L	PQL		0.020	UJ	Cl. Spec. Table 3 Compound SOP		PFAS_DI_Prep
DSTW-LOC20-042419-D	04/24/2019	320-49620-12	PEPA	0.020	UG/L	PQL		0.020	UJ	Cl. Spec. Table 3 Compound SOP		PFAS_DI_Prep
DSTW-LOC21A-042419	04/24/2019	320-49624-8	EVE Acid	0.0020	UG/L	PQL		0.0020	UJ	Cl. Spec. Table 3 Compound SOP		PFAS_DI_Prep
DSTW-LOC21A-042419	04/24/2019	320-49624-8	EVE Acid	0.0020	UG/L	PQL		0.0020	UJ	Cl. Spec. Table 3 Compound SOP		PFAS_DI_Prep

Validation Reason

The analysis hold time for this sample was exceeded by a factor of 2. The reporting limit may be biased low.

Field Sample ID	Date Sampled	Lab Sample ID	Analyte	Result	Units	Type	MDL	PQL	Validation Qualifier	Analytical Method	Pre-prep	Prep
DSTW-LOC21A-042419	04/24/2019	320-49624-8	PFESA-BP2	0.0020	ug/L	PQL		0.0020	UJ	Cl. Spec. Table 3 Compound SOP		PFAS_DI_Prep
DSTW-LOC21A-042419	04/24/2019	320-49624-8	PFESA-BP2	0.0020	ug/L	PQL		0.0020	UJ	Cl. Spec. Table 3 Compound SOP		PFAS_DI_Prep
DSTW-LOC21A-042419	04/24/2019	320-49624-8	Hydro-EVE Acid	0.0020	UG/L	PQL		0.0020	UJ	Cl. Spec. Table 3 Compound SOP		PFAS_DI_Prep
DSTW-LOC21A-042419	04/24/2019	320-49624-8	Hydro-EVE Acid	0.0020	UG/L	PQL		0.0020	UJ	Cl. Spec. Table 3 Compound SOP		PFAS_DI_Prep
DSTW-LOC21A-042419	04/24/2019	320-49624-8	PFECA-G	0.0020	UG/L	PQL		0.0020	UJ	Cl. Spec. Table 3 Compound SOP		PFAS_DI_Prep
DSTW-LOC21A-042419	04/24/2019	320-49624-8	PFECA-G	0.0020	UG/L	PQL		0.0020	UJ	Cl. Spec. Table 3 Compound SOP		PFAS_DI_Prep
DSTW-LOC20-042419-D	04/24/2019	320-49620-12	EVE Acid	0.0020	UG/L	PQL		0.0020	UJ	Cl. Spec. Table 3 Compound SOP		PFAS_DI_Prep
DSTW-LOC20-042419-D	04/24/2019	320-49620-12	EVE Acid	0.0020	UG/L	PQL		0.0020	UJ	Cl. Spec. Table 3 Compound SOP		PFAS_DI_Prep
DSTW-LOC21A-042419	04/24/2019	320-49624-8	PFO5DA	0.0020	ug/L	PQL		0.0020	UJ	Cl. Spec. Table 3 Compound SOP		PFAS_DI_Prep
DSTW-LOC21A-042419	04/24/2019	320-49624-8	PFO5DA	0.0020	ug/L	PQL		0.0020	UJ	Cl. Spec. Table 3 Compound SOP		PFAS_DI_Prep
DSTW-LOC21A-042419	04/24/2019	320-49624-8	Byproduct 6	0.0020	UG/L	PQL		0.0020	UJ	Cl. Spec. Table 3 Compound SOP		PFAS_DI_Prep
DSTW-LOC21A-042419	04/24/2019	320-49624-8	Byproduct 6	0.0020	UG/L	PQL		0.0020	UJ	Cl. Spec. Table 3 Compound SOP		PFAS_DI_Prep
DSTW-LOC22-042419	04/24/2019	320-49624-9	PFECA B	0.0020	UG/L	PQL		0.0020	UJ	Cl. Spec. Table 3 Compound SOP		PFAS_DI_Prep
DSTW-LOC22-042419	04/24/2019	320-49624-9	PEPA	0.020	UG/L	PQL		0.020	UJ	Cl. Spec. Table 3 Compound SOP		PFAS_DI_Prep
DSTW-LOC22-042419	04/24/2019	320-49624-9	PEPA	0.020	UG/L	PQL		0.020	UJ	Cl. Spec. Table 3 Compound SOP		PFAS_DI_Prep
DSTW-LOC22-042419	04/24/2019	320-49624-9	PFESA-BP1	0.0020	UG/L	PQL		0.0020	UJ	Cl. Spec. Table 3 Compound SOP		PFAS_DI_Prep
DSTW-LOC22-042419	04/24/2019	320-49624-9	PFO2HxA	0.0020	ug/L	PQL		0.0020	UJ	Cl. Spec. Table 3 Compound SOP		PFAS_DI_Prep

Validation Reason

The analysis hold time for this sample was exceeded by a factor of 2. The reporting limit may be biased low.

Field Sample ID	Date Sampled	Lab Sample ID	Analyte	Result	Units	Type	MDL	PQL	Validation Qualifier	Analytical Method	Pre-prep	Prep
DSTW-LOC22-042419	04/24/2019	320-49624-9	PFO5DA	0.0020	ug/L	PQL		0.0020	UJ	Cl. Spec. Table 3 Compound SOP		PFAS_DI_Prep
DSTW-LOC22-042419	04/24/2019	320-49624-9	PFMOAA	0.0050	ug/L	PQL		0.0050	UJ	Cl. Spec. Table 3 Compound SOP		PFAS_DI_Prep
DSTW-LOC22-042419	04/24/2019	320-49624-9	EVE Acid	0.0020	UG/L	PQL		0.0020	UJ	Cl. Spec. Table 3 Compound SOP		PFAS_DI_Prep
DSTW-LOC22-042419	04/24/2019	320-49624-9	EVE Acid	0.0020	UG/L	PQL		0.0020	UJ	Cl. Spec. Table 3 Compound SOP		PFAS_DI_Prep
DSTW-LOC22-042419	04/24/2019	320-49624-9	PES	0.0020	UG/L	PQL		0.0020	UJ	Cl. Spec. Table 3 Compound SOP		PFAS_DI_Prep
DSTW-LOC22-042419	04/24/2019	320-49624-9	PES	0.0020	UG/L	PQL		0.0020	UJ	Cl. Spec. Table 3 Compound SOP		PFAS_DI_Prep
DSTW-LOC22-042419	04/24/2019	320-49624-9	PFECA-G	0.0020	UG/L	PQL		0.0020	UJ	Cl. Spec. Table 3 Compound SOP		PFAS_DI_Prep
DSTW-LOC20-042419-D	04/24/2019	320-49620-12	PFO5DA	0.0020	ug/L	PQL		0.0020	UJ	Cl. Spec. Table 3 Compound SOP		PFAS_DI_Prep
DSTW-LOC20-042419-D	04/24/2019	320-49620-12	PFO5DA	0.0020	ug/L	PQL		0.0020	UJ	Cl. Spec. Table 3 Compound SOP		PFAS_DI_Prep
DSTW-LOC22-042419	04/24/2019	320-49624-9	Byproduct 6	0.0020	UG/L	PQL		0.0020	UJ	Cl. Spec. Table 3 Compound SOP		PFAS_DI_Prep
DSTW-LOC22-042419	04/24/2019	320-49624-9	Byproduct 6	0.0020	UG/L	PQL		0.0020	UJ	Cl. Spec. Table 3 Compound SOP		PFAS_DI_Prep
DSTW-LOC24A-042419	04/24/2019	320-49624-11	NVHOS	0.0020	UG/L	PQL		0.0020	UJ	Cl. Spec. Table 3 Compound SOP		PFAS_DI_Prep
DSTW-LOC24A-042419	04/24/2019	320-49624-11	NVHOS	0.0020	UG/L	PQL		0.0020	UJ	Cl. Spec. Table 3 Compound SOP		PFAS_DI_Prep
DSTW-LOC24A-042419	04/24/2019	320-49624-11	PES	0.0020	UG/L	PQL		0.0020	UJ	Cl. Spec. Table 3 Compound SOP		PFAS_DI_Prep
DSTW-LOC24A-042419	04/24/2019	320-49624-11	PES	0.0020	UG/L	PQL		0.0020	UJ	Cl. Spec. Table 3 Compound SOP		PFAS_DI_Prep
DSTW-LOC24A-042419	04/24/2019	320-49624-11	PFECA B	0.0020	UG/L	PQL		0.0020	UJ	Cl. Spec. Table 3 Compound SOP		PFAS_DI_Prep
DSTW-LOC24A-042419	04/24/2019	320-49624-11	PFECA B	0.0020	UG/L	PQL		0.0020	UJ	Cl. Spec. Table 3 Compound SOP		PFAS_DI_Prep

Validation Reason

The analysis hold time for this sample was exceeded by a factor of 2. The reporting limit may be biased low.

Field Sample ID	Date Sampled	Lab Sample ID	Analyte	Result	Units	Type	MDL	PQL	Validation Qualifier	Analytical Method	Pre-prep	Prep
DSTW-LOC24A-042419	04/24/2019	320-49624-11	PEPA	0.020	UG/L	PQL		0.020	UJ	Cl. Spec. Table 3 Compound SOP		PFAS_DI_Prep
DSTW-LOC24A-042419	04/24/2019	320-49624-11	PEPA	0.020	UG/L	PQL		0.020	UJ	Cl. Spec. Table 3 Compound SOP		PFAS_DI_Prep
DSTW-LOC24A-042419	04/24/2019	320-49624-11	PFESA-BP1	0.0020	UG/L	PQL		0.0020	UJ	Cl. Spec. Table 3 Compound SOP		PFAS_DI_Prep
DSTW-LOC24A-042419	04/24/2019	320-49624-11	PFESA-BP1	0.0020	UG/L	PQL		0.0020	UJ	Cl. Spec. Table 3 Compound SOP		PFAS_DI_Prep
DSTW-LOC24A-042419	04/24/2019	320-49624-11	PFO3OA	0.0020	ug/L	PQL		0.0020	UJ	Cl. Spec. Table 3 Compound SOP		PFAS_DI_Prep
DSTW-LOC24A-042419	04/24/2019	320-49624-11	PFO3OA	0.0020	ug/L	PQL		0.0020	UJ	Cl. Spec. Table 3 Compound SOP		PFAS_DI_Prep
DSTW-LOC24A-042419	04/24/2019	320-49624-11	PFO4DA	0.0020	ug/L	PQL		0.0020	UJ	Cl. Spec. Table 3 Compound SOP		PFAS_DI_Prep
DSTW-LOC24A-042419	04/24/2019	320-49624-11	PFO4DA	0.0020	ug/L	PQL		0.0020	UJ	Cl. Spec. Table 3 Compound SOP		PFAS_DI_Prep
DSTW-LOC24A-042419	04/24/2019	320-49624-11	PFO5DA	0.0020	ug/L	PQL		0.0020	UJ	Cl. Spec. Table 3 Compound SOP		PFAS_DI_Prep
DSTW-LOC24A-042419	04/24/2019	320-49624-11	EVE Acid	0.0020	UG/L	PQL		0.0020	UJ	Cl. Spec. Table 3 Compound SOP		PFAS_DI_Prep
DSTW-LOC24A-042419	04/24/2019	320-49624-11	EVE Acid	0.0020	UG/L	PQL		0.0020	UJ	Cl. Spec. Table 3 Compound SOP		PFAS_DI_Prep
DSTW-LOC24A-042419	04/24/2019	320-49624-11	PFESA-BP2	0.0020	ug/L	PQL		0.0020	UJ	Cl. Spec. Table 3 Compound SOP		PFAS_DI_Prep
DSTW-LOC24A-042419	04/24/2019	320-49624-11	PFESA-BP2	0.0020	ug/L	PQL		0.0020	UJ	Cl. Spec. Table 3 Compound SOP		PFAS_DI_Prep
DSTW-LOC24A-042419	04/24/2019	320-49624-11	Hydro-EVE Acid	0.0020	UG/L	PQL		0.0020	UJ	Cl. Spec. Table 3 Compound SOP		PFAS_DI_Prep
DSTW-LOC24A-042419	04/24/2019	320-49624-11	Hydro-EVE Acid	0.0020	UG/L	PQL		0.0020	UJ	Cl. Spec. Table 3 Compound SOP		PFAS_DI_Prep
DSTW-LOC24A-042419	04/24/2019	320-49624-11	PFECA-G	0.0020	UG/L	PQL		0.0020	UJ	Cl. Spec. Table 3 Compound SOP		PFAS_DI_Prep
DSTW-LOC24A-042419	04/24/2019	320-49624-11	PFECA-G	0.0020	UG/L	PQL		0.0020	UJ	Cl. Spec. Table 3 Compound SOP		PFAS_DI_Prep

Validation Reason

The analysis hold time for this sample was exceeded by a factor of 2. The reporting limit may be biased low.

Field Sample ID	Date Sampled	Lab Sample ID	Analyte	Result	Units	Type	MDL	PQL	Validation Qualifier	Analytical Method	Pre-prep	Prep
DSTW-LOC24A-042419	04/24/2019	320-49624-11	Byproduct 6	0.0020	UG/L	PQL		0.0020	UJ	Cl. Spec. Table 3 Compound SOP		PFAS_DI_Prep
DSTW-LOC24A-042419	04/24/2019	320-49624-11	Byproduct 6	0.0020	UG/L	PQL		0.0020	UJ	Cl. Spec. Table 3 Compound SOP		PFAS_DI_Prep
DSTW-LOC24A-042419-D	04/24/2019	320-49624-12	NVHOS	0.0020	UG/L	PQL		0.0020	UJ	Cl. Spec. Table 3 Compound SOP		PFAS_DI_Prep
DSTW-LOC24A-042419-D	04/24/2019	320-49624-12	NVHOS	0.0020	UG/L	PQL		0.0020	UJ	Cl. Spec. Table 3 Compound SOP		PFAS_DI_Prep
DSTW-LOC24A-042419-D	04/24/2019	320-49624-12	PES	0.0020	UG/L	PQL		0.0020	UJ	Cl. Spec. Table 3 Compound SOP		PFAS_DI_Prep
DSTW-LOC24A-042419-D	04/24/2019	320-49624-12	PES	0.0020	UG/L	PQL		0.0020	UJ	Cl. Spec. Table 3 Compound SOP		PFAS_DI_Prep
DSTW-LOC24A-042419-D	04/24/2019	320-49624-12	PFO3OA	0.0020	ug/L	PQL		0.0020	UJ	Cl. Spec. Table 3 Compound SOP		PFAS_DI_Prep
DSTW-LOC24A-042419-D	04/24/2019	320-49624-12	PFO3OA	0.0020	ug/L	PQL		0.0020	UJ	Cl. Spec. Table 3 Compound SOP		PFAS_DI_Prep
DSTW-LOC24A-042419-D	04/24/2019	320-49624-12	PFO4DA	0.0020	ug/L	PQL		0.0020	UJ	Cl. Spec. Table 3 Compound SOP		PFAS_DI_Prep
DSTW-LOC24A-042419-D	04/24/2019	320-49624-12	PFO4DA	0.0020	ug/L	PQL		0.0020	UJ	Cl. Spec. Table 3 Compound SOP		PFAS_DI_Prep
DSTW-LOC24A-042419-D	04/24/2019	320-49624-12	PFO5DA	0.0020	ug/L	PQL		0.0020	UJ	Cl. Spec. Table 3 Compound SOP		PFAS_DI_Prep
DSTW-LOC24A-042419-D	04/24/2019	320-49624-12	PFMOAA	0.0050	ug/L	PQL		0.0050	UJ	Cl. Spec. Table 3 Compound SOP		PFAS_DI_Prep
DSTW-LOC24A-042419-D	04/24/2019	320-49624-12	PFMOAA	0.0050	ug/L	PQL		0.0050	UJ	Cl. Spec. Table 3 Compound SOP		PFAS_DI_Prep
DSTW-LOC24A-042419-D	04/24/2019	320-49624-12	EVE Acid	0.0020	UG/L	PQL		0.0020	UJ	Cl. Spec. Table 3 Compound SOP		PFAS_DI_Prep
DSTW-LOC24A-042419-D	04/24/2019	320-49624-12	EVE Acid	0.0020	UG/L	PQL		0.0020	UJ	Cl. Spec. Table 3 Compound SOP		PFAS_DI_Prep
DSTW-LOC24A-042419-D	04/24/2019	320-49624-12	PFESA-BP2	0.0020	ug/L	PQL		0.0020	UJ	Cl. Spec. Table 3 Compound SOP		PFAS_DI_Prep
DSTW-LOC24A-042419-D	04/24/2019	320-49624-12	PFESA-BP2	0.0020	ug/L	PQL		0.0020	UJ	Cl. Spec. Table 3 Compound SOP		PFAS_DI_Prep

Validation Reason

The analysis hold time for this sample was exceeded by a factor of 2. The reporting limit may be biased low.

Field Sample ID	Date Sampled	Lab Sample ID	Analyte	Result	Units	Type	MDL	PQL	Validation Qualifier	Analytical Method	Pre-prep	Prep
DSTW-LOC24A-042419-D	04/24/2019	320-49624-12	Hydro-EVE Acid	0.0020	UG/L	PQL		0.0020	UJ	Cl. Spec. Table 3 Compound SOP		PFAS_DI_Prep
DSTW-LOC24A-042419-D	04/24/2019	320-49624-12	Hydro-EVE Acid	0.0020	UG/L	PQL		0.0020	UJ	Cl. Spec. Table 3 Compound SOP		PFAS_DI_Prep
DSTW-LOC24A-042419-D	04/24/2019	320-49624-12	PFECA-G	0.0020	UG/L	PQL		0.0020	UJ	Cl. Spec. Table 3 Compound SOP		PFAS_DI_Prep
DSTW-LOC24A-042419-D	04/24/2019	320-49624-12	PFECA-G	0.0020	UG/L	PQL		0.0020	UJ	Cl. Spec. Table 3 Compound SOP		PFAS_DI_Prep
DSTW-LOC24A-042419-D	04/24/2019	320-49624-12	PFECA B	0.0020	UG/L	PQL		0.0020	UJ	Cl. Spec. Table 3 Compound SOP		PFAS_DI_Prep
DSTW-LOC24A-042419-D	04/24/2019	320-49624-12	PFECA B	0.0020	UG/L	PQL		0.0020	UJ	Cl. Spec. Table 3 Compound SOP		PFAS_DI_Prep
DSTW-LOC24A-042419-D	04/24/2019	320-49624-12	PEPA	0.020	UG/L	PQL		0.020	UJ	Cl. Spec. Table 3 Compound SOP		PFAS_DI_Prep
DSTW-LOC24A-042419-D	04/24/2019	320-49624-12	PEPA	0.020	UG/L	PQL		0.020	UJ	Cl. Spec. Table 3 Compound SOP		PFAS_DI_Prep
DSTW-LOC24A-042419-D	04/24/2019	320-49624-12	PFESA-BP1	0.0020	UG/L	PQL		0.0020	UJ	Cl. Spec. Table 3 Compound SOP		PFAS_DI_Prep
DSTW-LOC24A-042419-D	04/24/2019	320-49624-12	PFESA-BP1	0.0020	UG/L	PQL		0.0020	UJ	Cl. Spec. Table 3 Compound SOP		PFAS_DI_Prep
DSTW-LOC24A-042419-D	04/24/2019	320-49624-12	Byproduct 6	0.0020	UG/L	PQL		0.0020	UJ	Cl. Spec. Table 3 Compound SOP		PFAS_DI_Prep
DSTW-LOC24A-042419-D	04/24/2019	320-49624-12	Byproduct 6	0.0020	UG/L	PQL		0.0020	UJ	Cl. Spec. Table 3 Compound SOP		PFAS_DI_Prep
DSTW-LOC24B-042419	04/24/2019	320-49620-1	NVHOS	0.0020	UG/L	PQL		0.0020	UJ	Cl. Spec. Table 3 Compound SOP		PFAS_DI_Prep
DSTW-LOC24B-042419	04/24/2019	320-49620-1	NVHOS	0.0020	UG/L	PQL		0.0020	UJ	Cl. Spec. Table 3 Compound SOP		PFAS_DI_Prep
DSTW-LOC24B-042419	04/24/2019	320-49620-1	PES	0.0020	UG/L	PQL		0.0020	UJ	Cl. Spec. Table 3 Compound SOP		PFAS_DI_Prep
DSTW-LOC24B-042419	04/24/2019	320-49620-1	PES	0.0020	UG/L	PQL		0.0020	UJ	Cl. Spec. Table 3 Compound SOP		PFAS_DI_Prep
DSTW-LOC10-042419	04/24/2019	320-49620-7	PFECA-G	0.0020	UG/L	PQL		0.0020	UJ	Cl. Spec. Table 3 Compound SOP		PFAS_DI_Prep

Validation Reason

The analysis hold time for this sample was exceeded by a factor of 2. The reporting limit may be biased low.

Field Sample ID	Date Sampled	Lab Sample ID	Analyte	Result	Units	Type	MDL	PQL	Validation Qualifier	Analytical Method	Pre-prep	Prep
DSTW-LOC10-042419	04/24/2019	320-49620-7	PFECA-G	0.0020	UG/L	PQL		0.0020	UJ	Cl. Spec. Table 3 Compound SOP		PFAS_DI_Prep
DSTW-LOC10-042419	04/24/2019	320-49620-7	PFECA B	0.0020	UG/L	PQL		0.0020	UJ	Cl. Spec. Table 3 Compound SOP		PFAS_DI_Prep
DSTW-LOC10-042419	04/24/2019	320-49620-7	PFECA B	0.0020	UG/L	PQL		0.0020	UJ	Cl. Spec. Table 3 Compound SOP		PFAS_DI_Prep
DSTW-LOC1-042419	04/24/2019	320-49620-3	PFO3OA	0.0020	ug/L	PQL		0.0020	UJ	Cl. Spec. Table 3 Compound SOP		PFAS_DI_Prep
DSTW-LOC1-042419	04/24/2019	320-49620-3	PFO3OA	0.0020	ug/L	PQL		0.0020	UJ	Cl. Spec. Table 3 Compound SOP		PFAS_DI_Prep
DSTW-LOC1-042419	04/24/2019	320-49620-3	PFO4DA	0.0020	ug/L	PQL		0.0020	UJ	Cl. Spec. Table 3 Compound SOP		PFAS_DI_Prep
DSTW-LOC1-042419	04/24/2019	320-49620-3	PFO4DA	0.0020	ug/L	PQL		0.0020	UJ	Cl. Spec. Table 3 Compound SOP		PFAS_DI_Prep
DSTW-LOC1-042419	04/24/2019	320-49620-3	PFO5DA	0.0020	ug/L	PQL		0.0020	UJ	Cl. Spec. Table 3 Compound SOP		PFAS_DI_Prep
DSTW-LOC1-042419	04/24/2019	320-49620-3	PFO5DA	0.0020	ug/L	PQL		0.0020	UJ	Cl. Spec. Table 3 Compound SOP		PFAS_DI_Prep
DSTW-LOC1-042419	04/24/2019	320-49620-3	Byproduct 6	0.0020	UG/L	PQL		0.0020	UJ	Cl. Spec. Table 3 Compound SOP		PFAS_DI_Prep
DSTW-LOC1-042419	04/24/2019	320-49620-3	Byproduct 6	0.0020	UG/L	PQL		0.0020	UJ	Cl. Spec. Table 3 Compound SOP		PFAS_DI_Prep
DSTW-LOC10-042419	04/24/2019	320-49620-7	PES	0.0020	UG/L	PQL		0.0020	UJ	Cl. Spec. Table 3 Compound SOP		PFAS_DI_Prep
DSTW-LOC10-042419	04/24/2019	320-49620-7	PES	0.0020	UG/L	PQL		0.0020	UJ	Cl. Spec. Table 3 Compound SOP		PFAS_DI_Prep
DSTW-LOC1-042419	04/24/2019	320-49620-3	EVE Acid	0.0020	UG/L	PQL		0.0020	UJ	Cl. Spec. Table 3 Compound SOP		PFAS_DI_Prep
DSTW-LOC1-042419	04/24/2019	320-49620-3	EVE Acid	0.0020	UG/L	PQL		0.0020	UJ	Cl. Spec. Table 3 Compound SOP		PFAS_DI_Prep
DSTW-LOC1-042419	04/24/2019	320-49620-3	PFESA-BP2	0.0020	ug/L	PQL		0.0020	UJ	Cl. Spec. Table 3 Compound SOP		PFAS_DI_Prep
DSTW-LOC1-042419	04/24/2019	320-49620-3	PFESA-BP2	0.0020	ug/L	PQL		0.0020	UJ	Cl. Spec. Table 3 Compound SOP		PFAS_DI_Prep

Validation Reason

The analysis hold time for this sample was exceeded by a factor of 2. The reporting limit may be biased low.

Field Sample ID	Date Sampled	Lab Sample ID	Analyte	Result	Units	Type	MDL	PQL	Validation Qualifier	Analytical Method	Pre-prep	Prep
DSTW-LOC1-042419	04/24/2019	320-49620-3	Hydro-EVE Acid	0.0020	UG/L	PQL		0.0020	UJ	Cl. Spec. Table 3 Compound SOP		PFAS_DI_Prep
DSTW-LOC1-042419	04/24/2019	320-49620-3	Hydro-EVE Acid	0.0020	UG/L	PQL		0.0020	UJ	Cl. Spec. Table 3 Compound SOP		PFAS_DI_Prep
DSTW-LOC1-042419	04/24/2019	320-49620-3	PFECA-G	0.0020	UG/L	PQL		0.0020	UJ	Cl. Spec. Table 3 Compound SOP		PFAS_DI_Prep
DSTW-LOC1-042419	04/24/2019	320-49620-3	PFECA-G	0.0020	UG/L	PQL		0.0020	UJ	Cl. Spec. Table 3 Compound SOP		PFAS_DI_Prep
DSTW-LOC15-042419	04/24/2019	320-49620-9	Hydro-EVE Acid	0.0020	UG/L	PQL		0.0020	UJ	Cl. Spec. Table 3 Compound SOP		PFAS_DI_Prep
DSTW-LOC15-042419	04/24/2019	320-49620-9	Hydro-EVE Acid	0.0020	UG/L	PQL		0.0020	UJ	Cl. Spec. Table 3 Compound SOP		PFAS_DI_Prep
DSTW-LOC15-042419	04/24/2019	320-49620-9	PFECA-G	0.0020	UG/L	PQL		0.0020	UJ	Cl. Spec. Table 3 Compound SOP		PFAS_DI_Prep
DSTW-LOC15-042419	04/24/2019	320-49620-9	PFECA-G	0.0020	UG/L	PQL		0.0020	UJ	Cl. Spec. Table 3 Compound SOP		PFAS_DI_Prep
DSTW-LOC14-042419	04/24/2019	320-49620-8	Byproduct 5	0.0020	UG/L	PQL		0.0020	UJ	Cl. Spec. Table 3 Compound SOP		PFAS_DI_Prep
DSTW-LOC14-042419	04/24/2019	320-49620-8	Byproduct 6	0.0020	UG/L	PQL		0.0020	UJ	Cl. Spec. Table 3 Compound SOP		PFAS_DI_Prep
DSTW-LOC14-042419	04/24/2019	320-49620-8	Byproduct 6	0.0020	UG/L	PQL		0.0020	UJ	Cl. Spec. Table 3 Compound SOP		PFAS_DI_Prep
DSTW-LOC15-042419	04/24/2019	320-49620-9	PFECA B	0.0020	UG/L	PQL		0.0020	UJ	Cl. Spec. Table 3 Compound SOP		PFAS_DI_Prep
DSTW-LOC15-042419	04/24/2019	320-49620-9	PFECA B	0.0020	UG/L	PQL		0.0020	UJ	Cl. Spec. Table 3 Compound SOP		PFAS_DI_Prep
DSTW-LOC15-042419	04/24/2019	320-49620-9	PEPA	0.020	UG/L	PQL		0.020	UJ	Cl. Spec. Table 3 Compound SOP		PFAS_DI_Prep
DSTW-LOC15-042419	04/24/2019	320-49620-9	PEPA	0.020	UG/L	PQL		0.020	UJ	Cl. Spec. Table 3 Compound SOP		PFAS_DI_Prep
DSTW-LOC14-042419	04/24/2019	320-49620-8	PFO4DA	0.0020	ug/L	PQL		0.0020	UJ	Cl. Spec. Table 3 Compound SOP		PFAS_DI_Prep
DSTW-LOC14-042419	04/24/2019	320-49620-8	PFO4DA	0.0020	ug/L	PQL		0.0020	UJ	Cl. Spec. Table 3 Compound SOP		PFAS_DI_Prep

Validation Reason

The analysis hold time for this sample was exceeded by a factor of 2. The reporting limit may be biased low.

Field Sample ID	Date Sampled	Lab Sample ID	Analyte	Result	Units	Type	MDL	PQL	Validation Qualifier	Analytical Method	Pre-prep	Prep
DSTW-LOC14-042419	04/24/2019	320-49620-8	PFO5DA	0.0020	ug/L	PQL		0.0020	UJ	Cl. Spec. Table 3 Compound SOP		PFAS_DI_Prep
DSTW-LOC14-042419	04/24/2019	320-49620-8	PFO5DA	0.0020	ug/L	PQL		0.0020	UJ	Cl. Spec. Table 3 Compound SOP		PFAS_DI_Prep
DSTW-LOC14-042419	04/24/2019	320-49620-8	EVE Acid	0.0020	UG/L	PQL		0.0020	UJ	Cl. Spec. Table 3 Compound SOP		PFAS_DI_Prep
DSTW-LOC14-042419	04/24/2019	320-49620-8	EVE Acid	0.0020	UG/L	PQL		0.0020	UJ	Cl. Spec. Table 3 Compound SOP		PFAS_DI_Prep
DSTW-LOC14-042419	04/24/2019	320-49620-8	PFESA-BP2	0.0020	ug/L	PQL		0.0020	UJ	Cl. Spec. Table 3 Compound SOP		PFAS_DI_Prep
DSTW-LOC14-042419	04/24/2019	320-49620-8	PFESA-BP2	0.0020	ug/L	PQL		0.0020	UJ	Cl. Spec. Table 3 Compound SOP		PFAS_DI_Prep
DSTW-LOC14-042419	04/24/2019	320-49620-8	Hydro-EVE Acid	0.0020	UG/L	PQL		0.0020	UJ	Cl. Spec. Table 3 Compound SOP		PFAS_DI_Prep
DSTW-LOC14-042419	04/24/2019	320-49620-8	Hydro-EVE Acid	0.0020	UG/L	PQL		0.0020	UJ	Cl. Spec. Table 3 Compound SOP		PFAS_DI_Prep
DSTW-LOC14-042419	04/24/2019	320-49620-8	PFECA-G	0.0020	UG/L	PQL		0.0020	UJ	Cl. Spec. Table 3 Compound SOP		PFAS_DI_Prep
DSTW-LOC14-042419	04/24/2019	320-49620-8	PFECA-G	0.0020	UG/L	PQL		0.0020	UJ	Cl. Spec. Table 3 Compound SOP		PFAS_DI_Prep
DSTW-LOC10-042419	04/24/2019	320-49620-7	Byproduct 6	0.0020	UG/L	PQL		0.0020	UJ	Cl. Spec. Table 3 Compound SOP		PFAS_DI_Prep
DSTW-LOC10-042419	04/24/2019	320-49620-7	Byproduct 6	0.0020	UG/L	PQL		0.0020	UJ	Cl. Spec. Table 3 Compound SOP		PFAS_DI_Prep
DSTW-LOC14-042419	04/24/2019	320-49620-8	NVHOS	0.0020	UG/L	PQL		0.0020	UJ	Cl. Spec. Table 3 Compound SOP		PFAS_DI_Prep
DSTW-LOC14-042419	04/24/2019	320-49620-8	NVHOS	0.0020	UG/L	PQL		0.0020	UJ	Cl. Spec. Table 3 Compound SOP		PFAS_DI_Prep
DSTW-LOC14-042419	04/24/2019	320-49620-8	PES	0.0020	UG/L	PQL		0.0020	UJ	Cl. Spec. Table 3 Compound SOP		PFAS_DI_Prep
DSTW-LOC14-042419	04/24/2019	320-49620-8	PES	0.0020	UG/L	PQL		0.0020	UJ	Cl. Spec. Table 3 Compound SOP		PFAS_DI_Prep
DSTW-LOC14-042419	04/24/2019	320-49620-8	PFECA B	0.0020	UG/L	PQL		0.0020	UJ	Cl. Spec. Table 3 Compound SOP		PFAS_DI_Prep

Validation Reason

The analysis hold time for this sample was exceeded by a factor of 2. The reporting limit may be biased low.

Field Sample ID	Date Sampled	Lab Sample ID	Analyte	Result	Units	Type	MDL	PQL	Validation Qualifier	Analytical Method	Pre-prep	Prep
DSTW-LOC14-042419	04/24/2019	320-49620-8	PFECA B	0.0020	UG/L	PQL		0.0020	UJ	Cl. Spec. Table 3 Compound SOP		PFAS_DI_Prep
DSTW-LOC14-042419	04/24/2019	320-49620-8	PEPA	0.020	UG/L	PQL		0.020	UJ	Cl. Spec. Table 3 Compound SOP		PFAS_DI_Prep
DSTW-LOC14-042419	04/24/2019	320-49620-8	PEPA	0.020	UG/L	PQL		0.020	UJ	Cl. Spec. Table 3 Compound SOP		PFAS_DI_Prep
DSTW-LOC14-042419	04/24/2019	320-49620-8	PFESA-BP1	0.0020	UG/L	PQL		0.0020	UJ	Cl. Spec. Table 3 Compound SOP		PFAS_DI_Prep
DSTW-LOC14-042419	04/24/2019	320-49620-8	PFESA-BP1	0.0020	UG/L	PQL		0.0020	UJ	Cl. Spec. Table 3 Compound SOP		PFAS_DI_Prep
DSTW-EB-01-042419	04/24/2019	320-49623-2	PEPA	0.020	UG/L	PQL		0.020	UJ	Cl. Spec. Table 3 Compound SOP		PFAS_DI_Prep
DSTW-EB-01-042419	04/24/2019	320-49623-2	PEPA	0.020	UG/L	PQL		0.020	UJ	Cl. Spec. Table 3 Compound SOP		PFAS_DI_Prep
DSTW-EB-01-042419	04/24/2019	320-49623-2	PFESA-BP1	0.0020	UG/L	PQL		0.0020	UJ	Cl. Spec. Table 3 Compound SOP		PFAS_DI_Prep
DSTW-EB-01-042419	04/24/2019	320-49623-2	PFESA-BP1	0.0020	UG/L	PQL		0.0020	UJ	Cl. Spec. Table 3 Compound SOP		PFAS_DI_Prep
DSTW-EB-01-042419	04/24/2019	320-49623-2	PFO2HxA	0.0020	ug/L	PQL		0.0020	UJ	Cl. Spec. Table 3 Compound SOP		PFAS_DI_Prep
DSTW-EB-01-042419	04/24/2019	320-49623-2	PFO2HxA	0.0020	ug/L	PQL		0.0020	UJ	Cl. Spec. Table 3 Compound SOP		PFAS_DI_Prep
DSTW-EB-01-042419	04/24/2019	320-49623-2	PFO3OA	0.0020	ug/L	PQL		0.0020	UJ	Cl. Spec. Table 3 Compound SOP		PFAS_DI_Prep
DSTW-EB-01-042419	04/24/2019	320-49623-2	PFO3OA	0.0020	ug/L	PQL		0.0020	UJ	Cl. Spec. Table 3 Compound SOP		PFAS_DI_Prep
DSTW-EB-01-042419	04/24/2019	320-49623-2	PFO4DA	0.0020	ug/L	PQL		0.0020	UJ	Cl. Spec. Table 3 Compound SOP		PFAS_DI_Prep
DSTW-EB-01-042419	04/24/2019	320-49623-2	PFO4DA	0.0020	ug/L	PQL		0.0020	UJ	Cl. Spec. Table 3 Compound SOP		PFAS_DI_Prep
DSTW-EB-01-042419	04/24/2019	320-49623-2	PFO5DA	0.0020	ug/L	PQL		0.0020	UJ	Cl. Spec. Table 3 Compound SOP		PFAS_DI_Prep
DSTW-EB-01-042419	04/24/2019	320-49623-2	PFO5DA	0.0020	ug/L	PQL		0.0020	UJ	Cl. Spec. Table 3 Compound SOP		PFAS_DI_Prep

Validation Reason

The analysis hold time for this sample was exceeded by a factor of 2. The reporting limit may be biased low.

Field Sample ID	Date Sampled	Lab Sample ID	Analyte	Result	Units	Type	MDL	PQL	Validation Qualifier	Analytical Method	Pre-prep	Prep
DSTW-EB-01-042419	04/24/2019	320-49623-2	PFMOAA	0.0050	ug/L	PQL		0.0050	UJ	Cl. Spec. Table 3 Compound SOP		PFAS_DI_Prep
DSTW-EB-01-042419	04/24/2019	320-49623-2	PFMOAA	0.0050	ug/L	PQL		0.0050	UJ	Cl. Spec. Table 3 Compound SOP		PFAS_DI_Prep
DSTW-EB-01-042419	04/24/2019	320-49623-2	EVE Acid	0.0020	UG/L	PQL		0.0020	UJ	Cl. Spec. Table 3 Compound SOP		PFAS_DI_Prep
DSTW-EB-01-042419	04/24/2019	320-49623-2	EVE Acid	0.0020	UG/L	PQL		0.0020	UJ	Cl. Spec. Table 3 Compound SOP		PFAS_DI_Prep
DSTW-EB-01-042419	04/24/2019	320-49623-2	PFESA-BP2	0.0020	ug/L	PQL		0.0020	UJ	Cl. Spec. Table 3 Compound SOP		PFAS_DI_Prep
DSTW-EB-01-042419	04/24/2019	320-49623-2	PFESA-BP2	0.0020	ug/L	PQL		0.0020	UJ	Cl. Spec. Table 3 Compound SOP		PFAS_DI_Prep
DSTW-EB-01-042419	04/24/2019	320-49623-2	Hydro-EVE Acid	0.0020	UG/L	PQL		0.0020	UJ	Cl. Spec. Table 3 Compound SOP		PFAS_DI_Prep
DSTW-EB-01-042419	04/24/2019	320-49623-2	Hydro-EVE Acid	0.0020	UG/L	PQL		0.0020	UJ	Cl. Spec. Table 3 Compound SOP		PFAS_DI_Prep
DSTW-EB-01-042419	04/24/2019	320-49623-2	PFECA-G	0.0020	UG/L	PQL		0.0020	UJ	Cl. Spec. Table 3 Compound SOP		PFAS_DI_Prep
DSTW-EB-01-042419	04/24/2019	320-49623-2	PFECA-G	0.0020	UG/L	PQL		0.0020	UJ	Cl. Spec. Table 3 Compound SOP		PFAS_DI_Prep
DSTW-EB-01-042419	04/24/2019	320-49623-2	R-EVE	0.0020	UG/L	PQL		0.0020	UJ	Cl. Spec. Table 3 Compound SOP		PFAS_DI_Prep
DSTW-EB-01-042419	04/24/2019	320-49623-2	R-EVE	0.0020	UG/L	PQL		0.0020	UJ	Cl. Spec. Table 3 Compound SOP		PFAS_DI_Prep
DSTW-EB-01-042419	04/24/2019	320-49623-2	Byproduct 4	0.0020	UG/L	PQL		0.0020	UJ	Cl. Spec. Table 3 Compound SOP		PFAS_DI_Prep
DSTW-EB-01-042419	04/24/2019	320-49623-2	Byproduct 4	0.0020	UG/L	PQL		0.0020	UJ	Cl. Spec. Table 3 Compound SOP		PFAS_DI_Prep
DSTW-EB-01-042419	04/24/2019	320-49623-2	Byproduct 5	0.0020	UG/L	PQL		0.0020	UJ	Cl. Spec. Table 3 Compound SOP		PFAS_DI_Prep
DSTW-EB-01-042419	04/24/2019	320-49623-2	Byproduct 5	0.0020	UG/L	PQL		0.0020	UJ	Cl. Spec. Table 3 Compound SOP		PFAS_DI_Prep
DSTW-EB-01-042419	04/24/2019	320-49623-2	Byproduct 6	0.0020	UG/L	PQL		0.0020	UJ	Cl. Spec. Table 3 Compound SOP		PFAS_DI_Prep

Validation Reason

The analysis hold time for this sample was exceeded by a factor of 2. The reporting limit may be biased low.

Field Sample ID	Date Sampled	Lab Sample ID	Analyte	Result	Units	Type	MDL	PQL	Validation Qualifier	Analytical Method	Pre-prep	Prep
DSTW-EB-01-042419	04/24/2019	320-49623-2	Byproduct 6	0.0020	UG/L	PQL		0.0020	UJ	Cl. Spec. Table 3 Compound SOP		PFAS_DI_Prep
DSTW-EB-02-042419	04/24/2019	320-49623-3	NVHOS	0.0020	UG/L	PQL		0.0020	UJ	Cl. Spec. Table 3 Compound SOP		PFAS_DI_Prep
DSTW-EB-02-042419	04/24/2019	320-49623-3	NVHOS	0.0020	UG/L	PQL		0.0020	UJ	Cl. Spec. Table 3 Compound SOP		PFAS_DI_Prep
DSTW-EB-02-042419	04/24/2019	320-49623-3	PES	0.0020	UG/L	PQL		0.0020	UJ	Cl. Spec. Table 3 Compound SOP		PFAS_DI_Prep
DSTW-EB-02-042419	04/24/2019	320-49623-3	PES	0.0020	UG/L	PQL		0.0020	UJ	Cl. Spec. Table 3 Compound SOP		PFAS_DI_Prep
DSTW-EB-02-042419	04/24/2019	320-49623-3	PMPA	0.010	UG/L	PQL		0.010	UJ	Cl. Spec. Table 3 Compound SOP		PFAS_DI_Prep
DSTW-EB-02-042419	04/24/2019	320-49623-3	PMPA	0.010	UG/L	PQL		0.010	UJ	Cl. Spec. Table 3 Compound SOP		PFAS_DI_Prep
DSTW-EB-02-042419	04/24/2019	320-49623-3	PFECA B	0.0020	UG/L	PQL		0.0020	UJ	Cl. Spec. Table 3 Compound SOP		PFAS_DI_Prep
DSTW-EB-02-042419	04/24/2019	320-49623-3	PFECA B	0.0020	UG/L	PQL		0.0020	UJ	Cl. Spec. Table 3 Compound SOP		PFAS_DI_Prep
DSTW-EB-02-042419	04/24/2019	320-49623-3	PEPA	0.020	UG/L	PQL		0.020	UJ	Cl. Spec. Table 3 Compound SOP		PFAS_DI_Prep
DSTW-EB-02-042419	04/24/2019	320-49623-3	PEPA	0.020	UG/L	PQL		0.020	UJ	Cl. Spec. Table 3 Compound SOP		PFAS_DI_Prep
DSTW-EB-02-042419	04/24/2019	320-49623-3	PFESA-BP1	0.0020	UG/L	PQL		0.0020	UJ	Cl. Spec. Table 3 Compound SOP		PFAS_DI_Prep
DSTW-EB-02-042419	04/24/2019	320-49623-3	PFESA-BP1	0.0020	UG/L	PQL		0.0020	UJ	Cl. Spec. Table 3 Compound SOP		PFAS_DI_Prep
DSTW-EB-02-042419	04/24/2019	320-49623-3	PFO2HxA	0.0020	ug/L	PQL		0.0020	UJ	Cl. Spec. Table 3 Compound SOP		PFAS_DI_Prep
DSTW-EB-02-042419	04/24/2019	320-49623-3	PFO2HxA	0.0020	ug/L	PQL		0.0020	UJ	Cl. Spec. Table 3 Compound SOP		PFAS_DI_Prep
DSTW-EB-02-042419	04/24/2019	320-49623-3	PFO3OA	0.0020	ug/L	PQL		0.0020	UJ	Cl. Spec. Table 3 Compound SOP		PFAS_DI_Prep
DSTW-EB-02-042419	04/24/2019	320-49623-3	PFO3OA	0.0020	ug/L	PQL		0.0020	UJ	Cl. Spec. Table 3 Compound SOP		PFAS_DI_Prep

Validation Reason

The analysis hold time for this sample was exceeded by a factor of 2. The reporting limit may be biased low.

Field Sample ID	Date Sampled	Lab Sample ID	Analyte	Result	Units	Type	MDL	PQL	Validation Qualifier	Analytical Method	Pre-prep	Prep
DSTW-EB-02-042419	04/24/2019	320-49623-3	PFO4DA	0.0020	ug/L	PQL		0.0020	UJ	Cl. Spec. Table 3 Compound SOP		PFAS_DI_Prep
DSTW-EB-02-042419	04/24/2019	320-49623-3	PFO4DA	0.0020	ug/L	PQL		0.0020	UJ	Cl. Spec. Table 3 Compound SOP		PFAS_DI_Prep
DSTW-EB-02-042419	04/24/2019	320-49623-3	PFO5DA	0.0020	ug/L	PQL		0.0020	UJ	Cl. Spec. Table 3 Compound SOP		PFAS_DI_Prep
DSTW-EB-02-042419	04/24/2019	320-49623-3	PFO5DA	0.0020	ug/L	PQL		0.0020	UJ	Cl. Spec. Table 3 Compound SOP		PFAS_DI_Prep
DSTW-EB-02-042419	04/24/2019	320-49623-3	PFMOAA	0.0050	ug/L	PQL		0.0050	UJ	Cl. Spec. Table 3 Compound SOP		PFAS_DI_Prep
DSTW-EB-02-042419	04/24/2019	320-49623-3	PFMOAA	0.0050	ug/L	PQL		0.0050	UJ	Cl. Spec. Table 3 Compound SOP		PFAS_DI_Prep
DSTW-EB-02-042419	04/24/2019	320-49623-3	EVE Acid	0.0020	UG/L	PQL		0.0020	UJ	Cl. Spec. Table 3 Compound SOP		PFAS_DI_Prep
DSTW-EB-02-042419	04/24/2019	320-49623-3	EVE Acid	0.0020	UG/L	PQL		0.0020	UJ	Cl. Spec. Table 3 Compound SOP		PFAS_DI_Prep
DSTW-EB-02-042419	04/24/2019	320-49623-3	PFESA-BP2	0.0020	ug/L	PQL		0.0020	UJ	Cl. Spec. Table 3 Compound SOP		PFAS_DI_Prep
DSTW-EB-02-042419	04/24/2019	320-49623-3	PFESA-BP2	0.0020	ug/L	PQL		0.0020	UJ	Cl. Spec. Table 3 Compound SOP		PFAS_DI_Prep
DSTW-EB-02-042419	04/24/2019	320-49623-3	Hydro-EVE Acid	0.0020	UG/L	PQL		0.0020	UJ	Cl. Spec. Table 3 Compound SOP		PFAS_DI_Prep
DSTW-EB-02-042419	04/24/2019	320-49623-3	Hydro-EVE Acid	0.0020	UG/L	PQL		0.0020	UJ	Cl. Spec. Table 3 Compound SOP		PFAS_DI_Prep
DSTW-EB-02-042419	04/24/2019	320-49623-3	PFECA-G	0.0020	UG/L	PQL		0.0020	UJ	Cl. Spec. Table 3 Compound SOP		PFAS_DI_Prep
DSTW-EB-02-042419	04/24/2019	320-49623-3	PFECA-G	0.0020	UG/L	PQL		0.0020	UJ	Cl. Spec. Table 3 Compound SOP		PFAS_DI_Prep
DSTW-EB-02-042419	04/24/2019	320-49623-3	R-EVE	0.0020	UG/L	PQL		0.0020	UJ	Cl. Spec. Table 3 Compound SOP		PFAS_DI_Prep
DSTW-EB-02-042419	04/24/2019	320-49623-3	R-EVE	0.0020	UG/L	PQL		0.0020	UJ	Cl. Spec. Table 3 Compound SOP		PFAS_DI_Prep
DSTW-EB-02-042419	04/24/2019	320-49623-3	Byproduct 4	0.0020	UG/L	PQL		0.0020	UJ	Cl. Spec. Table 3 Compound SOP		PFAS_DI_Prep

Validation Reason

The analysis hold time for this sample was exceeded by a factor of 2. The reporting limit may be biased low.

Field Sample ID	Date Sampled	Lab Sample ID	Analyte	Result	Units	Type	MDL	PQL	Validation Qualifier	Analytical Method	Pre-prep	Prep
DSTW-EB-02-042419	04/24/2019	320-49623-3	Byproduct 4	0.0020	UG/L	PQL		0.0020	UJ	Cl. Spec. Table 3 Compound SOP		PFAS_DI_Prep
DSTW-EB-02-042419	04/24/2019	320-49623-3	Byproduct 5	0.0020	UG/L	PQL		0.0020	UJ	Cl. Spec. Table 3 Compound SOP		PFAS_DI_Prep
DSTW-EB-02-042419	04/24/2019	320-49623-3	Byproduct 5	0.0020	UG/L	PQL		0.0020	UJ	Cl. Spec. Table 3 Compound SOP		PFAS_DI_Prep
DSTW-EB-02-042419	04/24/2019	320-49623-3	Byproduct 6	0.0020	UG/L	PQL		0.0020	UJ	Cl. Spec. Table 3 Compound SOP		PFAS_DI_Prep
DSTW-EB-02-042419	04/24/2019	320-49623-3	Byproduct 6	0.0020	UG/L	PQL		0.0020	UJ	Cl. Spec. Table 3 Compound SOP		PFAS_DI_Prep
DSTW-EB-03-042419	04/24/2019	320-49623-4	NVHOS	0.0020	UG/L	PQL		0.0020	UJ	Cl. Spec. Table 3 Compound SOP		PFAS_DI_Prep
DSTW-EB-03-042419	04/24/2019	320-49623-4	NVHOS	0.0020	UG/L	PQL		0.0020	UJ	Cl. Spec. Table 3 Compound SOP		PFAS_DI_Prep
DSTW-EB-03-042419	04/24/2019	320-49623-4	PES	0.0020	UG/L	PQL		0.0020	UJ	Cl. Spec. Table 3 Compound SOP		PFAS_DI_Prep
DSTW-EB-03-042419	04/24/2019	320-49623-4	PES	0.0020	UG/L	PQL		0.0020	UJ	Cl. Spec. Table 3 Compound SOP		PFAS_DI_Prep
DSTW-EB-03-042419	04/24/2019	320-49623-4	PMPA	0.010	UG/L	PQL		0.010	UJ	Cl. Spec. Table 3 Compound SOP		PFAS_DI_Prep
DSTW-EB-03-042419	04/24/2019	320-49623-4	PMPA	0.010	UG/L	PQL		0.010	UJ	Cl. Spec. Table 3 Compound SOP		PFAS_DI_Prep
DSTW-EB-03-042419	04/24/2019	320-49623-4	PFECA B	0.0020	UG/L	PQL		0.0020	UJ	Cl. Spec. Table 3 Compound SOP		PFAS_DI_Prep
DSTW-EB-03-042419	04/24/2019	320-49623-4	PFECA B	0.0020	UG/L	PQL		0.0020	UJ	Cl. Spec. Table 3 Compound SOP		PFAS_DI_Prep
DSTW-EB-03-042419	04/24/2019	320-49623-4	PEPA	0.020	UG/L	PQL		0.020	UJ	Cl. Spec. Table 3 Compound SOP		PFAS_DI_Prep
DSTW-EB-03-042419	04/24/2019	320-49623-4	PEPA	0.020	UG/L	PQL		0.020	UJ	Cl. Spec. Table 3 Compound SOP		PFAS_DI_Prep
DSTW-EB-03-042419	04/24/2019	320-49623-4	PFESA-BP1	0.0020	UG/L	PQL		0.0020	UJ	Cl. Spec. Table 3 Compound SOP		PFAS_DI_Prep
DSTW-EB-03-042419	04/24/2019	320-49623-4	PFESA-BP1	0.0020	UG/L	PQL		0.0020	UJ	Cl. Spec. Table 3 Compound SOP		PFAS_DI_Prep

Validation Reason

The analysis hold time for this sample was exceeded by a factor of 2. The reporting limit may be biased low.

Field Sample ID	Date Sampled	Lab Sample ID	Analyte	Result	Units	Type	MDL	PQL	Validation Qualifier	Analytical Method	Pre-prep	Prep
DSTW-EB-03-042419	04/24/2019	320-49623-4	PFO2HxA	0.0020	ug/L	PQL		0.0020	UJ	Cl. Spec. Table 3 Compound SOP		PFAS_DI_Prep
DSTW-EB-03-042419	04/24/2019	320-49623-4	PFO2HxA	0.0020	ug/L	PQL		0.0020	UJ	Cl. Spec. Table 3 Compound SOP		PFAS_DI_Prep
DSTW-EB-03-042419	04/24/2019	320-49623-4	PFO3OA	0.0020	ug/L	PQL		0.0020	UJ	Cl. Spec. Table 3 Compound SOP		PFAS_DI_Prep
DSTW-EB-03-042419	04/24/2019	320-49623-4	PFO3OA	0.0020	ug/L	PQL		0.0020	UJ	Cl. Spec. Table 3 Compound SOP		PFAS_DI_Prep
DSTW-EB-03-042419	04/24/2019	320-49623-4	PFO4DA	0.0020	ug/L	PQL		0.0020	UJ	Cl. Spec. Table 3 Compound SOP		PFAS_DI_Prep
DSTW-EB-03-042419	04/24/2019	320-49623-4	PFO4DA	0.0020	ug/L	PQL		0.0020	UJ	Cl. Spec. Table 3 Compound SOP		PFAS_DI_Prep
DSTW-EB-03-042419	04/24/2019	320-49623-4	PFO5DA	0.0020	ug/L	PQL		0.0020	UJ	Cl. Spec. Table 3 Compound SOP		PFAS_DI_Prep
DSTW-EB-03-042419	04/24/2019	320-49623-4	PFO5DA	0.0020	ug/L	PQL		0.0020	UJ	Cl. Spec. Table 3 Compound SOP		PFAS_DI_Prep
DSTW-EB-03-042419	04/24/2019	320-49623-4	PFMOAA	0.0050	ug/L	PQL		0.0050	UJ	Cl. Spec. Table 3 Compound SOP		PFAS_DI_Prep
DSTW-EB-03-042419	04/24/2019	320-49623-4	PFMOAA	0.0050	ug/L	PQL		0.0050	UJ	Cl. Spec. Table 3 Compound SOP		PFAS_DI_Prep
DSTW-EB-03-042419	04/24/2019	320-49623-4	EVE Acid	0.0020	UG/L	PQL		0.0020	UJ	Cl. Spec. Table 3 Compound SOP		PFAS_DI_Prep
DSTW-EB-03-042419	04/24/2019	320-49623-4	EVE Acid	0.0020	UG/L	PQL		0.0020	UJ	Cl. Spec. Table 3 Compound SOP		PFAS_DI_Prep
DSTW-EB-03-042419	04/24/2019	320-49623-4	PFESA-BP2	0.0020	ug/L	PQL		0.0020	UJ	Cl. Spec. Table 3 Compound SOP		PFAS_DI_Prep
DSTW-EB-03-042419	04/24/2019	320-49623-4	PFESA-BP2	0.0020	ug/L	PQL		0.0020	UJ	Cl. Spec. Table 3 Compound SOP		PFAS_DI_Prep
DSTW-EB-03-042419	04/24/2019	320-49623-4	Hydro-EVE Acid	0.0020	UG/L	PQL		0.0020	UJ	Cl. Spec. Table 3 Compound SOP		PFAS_DI_Prep
DSTW-EB-03-042419	04/24/2019	320-49623-4	Hydro-EVE Acid	0.0020	UG/L	PQL		0.0020	UJ	Cl. Spec. Table 3 Compound SOP		PFAS_DI_Prep
DSTW-EB-03-042419	04/24/2019	320-49623-4	PFECA-G	0.0020	UG/L	PQL		0.0020	UJ	Cl. Spec. Table 3 Compound SOP		PFAS_DI_Prep

Validation Reason

The analysis hold time for this sample was exceeded by a factor of 2. The reporting limit may be biased low.

Field Sample ID	Date Sampled	Lab Sample ID	Analyte	Result	Units	Type	MDL	PQL	Validation Qualifier	Analytical Method	Pre-prep	Prep
DSTW-EB-03-042419	04/24/2019	320-49623-4	PFECA-G	0.0020	UG/L	PQL		0.0020	UJ	Cl. Spec. Table 3 Compound SOP		PFAS_DI_Prep
DSTW-EB-03-042419	04/24/2019	320-49623-4	R-EVE	0.0020	UG/L	PQL		0.0020	UJ	Cl. Spec. Table 3 Compound SOP		PFAS_DI_Prep
DSTW-EB-03-042419	04/24/2019	320-49623-4	R-EVE	0.0020	UG/L	PQL		0.0020	UJ	Cl. Spec. Table 3 Compound SOP		PFAS_DI_Prep
DSTW-EB-03-042419	04/24/2019	320-49623-4	Byproduct 4	0.0020	UG/L	PQL		0.0020	UJ	Cl. Spec. Table 3 Compound SOP		PFAS_DI_Prep
DSTW-EB-03-042419	04/24/2019	320-49623-4	Byproduct 4	0.0020	UG/L	PQL		0.0020	UJ	Cl. Spec. Table 3 Compound SOP		PFAS_DI_Prep
DSTW-EB-03-042419	04/24/2019	320-49623-4	Byproduct 5	0.0020	UG/L	PQL		0.0020	UJ	Cl. Spec. Table 3 Compound SOP		PFAS_DI_Prep
DSTW-EB-03-042419	04/24/2019	320-49623-4	Byproduct 5	0.0020	UG/L	PQL		0.0020	UJ	Cl. Spec. Table 3 Compound SOP		PFAS_DI_Prep
DSTW-EB-03-042419	04/24/2019	320-49623-4	Byproduct 6	0.0020	UG/L	PQL		0.0020	UJ	Cl. Spec. Table 3 Compound SOP		PFAS_DI_Prep
DSTW-EB-03-042419	04/24/2019	320-49623-4	Byproduct 6	0.0020	UG/L	PQL		0.0020	UJ	Cl. Spec. Table 3 Compound SOP		PFAS_DI_Prep
DSTW-FB-042419	04/24/2019	320-49620-10	NVHOS	0.0020	UG/L	PQL		0.0020	UJ	Cl. Spec. Table 3 Compound SOP		PFAS_DI_Prep
DSTW-FB-042419	04/24/2019	320-49620-10	NVHOS	0.0020	UG/L	PQL		0.0020	UJ	Cl. Spec. Table 3 Compound SOP		PFAS_DI_Prep
DSTW-FB-042419	04/24/2019	320-49620-10	PES	0.0020	UG/L	PQL		0.0020	UJ	Cl. Spec. Table 3 Compound SOP		PFAS_DI_Prep
DSTW-FB-042419	04/24/2019	320-49620-10	PES	0.0020	UG/L	PQL		0.0020	UJ	Cl. Spec. Table 3 Compound SOP		PFAS_DI_Prep
DSTW-FB-042419	04/24/2019	320-49620-10	PMPA	0.010	UG/L	PQL		0.010	UJ	Cl. Spec. Table 3 Compound SOP		PFAS_DI_Prep
DSTW-FB-042419	04/24/2019	320-49620-10	PMPA	0.010	UG/L	PQL		0.010	UJ	Cl. Spec. Table 3 Compound SOP		PFAS_DI_Prep
DSTW-FB-042419	04/24/2019	320-49620-10	PFECA B	0.0020	UG/L	PQL		0.0020	UJ	Cl. Spec. Table 3 Compound SOP		PFAS_DI_Prep
DSTW-FB-042419	04/24/2019	320-49620-10	PFECA B	0.0020	UG/L	PQL		0.0020	UJ	Cl. Spec. Table 3 Compound SOP		PFAS_DI_Prep

Validation Reason

The analysis hold time for this sample was exceeded by a factor of 2. The reporting limit may be biased low.

Field Sample ID	Date Sampled	Lab Sample ID	Analyte	Result	Units	Type	MDL	PQL	Validation Qualifier	Analytical Method	Pre-prep	Prep
DSTW-FB-042419	04/24/2019	320-49620-10	PEPA	0.020	UG/L	PQL		0.020	UJ	Cl. Spec. Table 3 Compound SOP		PFAS_DI_Prep
DSTW-FB-042419	04/24/2019	320-49620-10	PEPA	0.020	UG/L	PQL		0.020	UJ	Cl. Spec. Table 3 Compound SOP		PFAS_DI_Prep
DSTW-FB-042419	04/24/2019	320-49620-10	PFESA-BP1	0.0020	UG/L	PQL		0.0020	UJ	Cl. Spec. Table 3 Compound SOP		PFAS_DI_Prep
DSTW-FB-042419	04/24/2019	320-49620-10	PFESA-BP1	0.0020	UG/L	PQL		0.0020	UJ	Cl. Spec. Table 3 Compound SOP		PFAS_DI_Prep
DSTW-FB-042419	04/24/2019	320-49620-10	PFO2HxA	0.0020	ug/L	PQL		0.0020	UJ	Cl. Spec. Table 3 Compound SOP		PFAS_DI_Prep
DSTW-FB-042419	04/24/2019	320-49620-10	PFO2HxA	0.0020	ug/L	PQL		0.0020	UJ	Cl. Spec. Table 3 Compound SOP		PFAS_DI_Prep
DSTW-FB-042419	04/24/2019	320-49620-10	PFO3OA	0.0020	ug/L	PQL		0.0020	UJ	Cl. Spec. Table 3 Compound SOP		PFAS_DI_Prep
DSTW-FB-042419	04/24/2019	320-49620-10	PFO3OA	0.0020	ug/L	PQL		0.0020	UJ	Cl. Spec. Table 3 Compound SOP		PFAS_DI_Prep
DSTW-FB-042419	04/24/2019	320-49620-10	PFO4DA	0.0020	ug/L	PQL		0.0020	UJ	Cl. Spec. Table 3 Compound SOP		PFAS_DI_Prep
DSTW-FB-042419	04/24/2019	320-49620-10	PFO4DA	0.0020	ug/L	PQL		0.0020	UJ	Cl. Spec. Table 3 Compound SOP		PFAS_DI_Prep
DSTW-FB-042419	04/24/2019	320-49620-10	PFO5DA	0.0020	ug/L	PQL		0.0020	UJ	Cl. Spec. Table 3 Compound SOP		PFAS_DI_Prep
DSTW-FB-042419	04/24/2019	320-49620-10	PFO5DA	0.0020	ug/L	PQL		0.0020	UJ	Cl. Spec. Table 3 Compound SOP		PFAS_DI_Prep
DSTW-FB-042419	04/24/2019	320-49620-10	PFMOAA	0.0050	ug/L	PQL		0.0050	UJ	Cl. Spec. Table 3 Compound SOP		PFAS_DI_Prep
DSTW-FB-042419	04/24/2019	320-49620-10	PFMOAA	0.0050	ug/L	PQL		0.0050	UJ	Cl. Spec. Table 3 Compound SOP		PFAS_DI_Prep
DSTW-FB-042419	04/24/2019	320-49620-10	EVE Acid	0.0020	UG/L	PQL		0.0020	UJ	Cl. Spec. Table 3 Compound SOP		PFAS_DI_Prep
DSTW-FB-042419	04/24/2019	320-49620-10	EVE Acid	0.0020	UG/L	PQL		0.0020	UJ	Cl. Spec. Table 3 Compound SOP		PFAS_DI_Prep
DSTW-FB-042419	04/24/2019	320-49620-10	PFESA-BP2	0.0020	ug/L	PQL		0.0020	UJ	Cl. Spec. Table 3 Compound SOP		PFAS_DI_Prep

Validation Reason

The analysis hold time for this sample was exceeded by a factor of 2. The reporting limit may be biased low.

Field Sample ID	Date Sampled	Lab Sample ID	Analyte	Result	Units	Type	MDL	PQL	Validation Qualifier	Analytical Method	Pre-prep	Prep
DSTW-FB-042419	04/24/2019	320-49620-10	PFESA-BP2	0.0020	ug/L	PQL		0.0020	UJ	Cl. Spec. Table 3 Compound SOP		PFAS_DI_Prep
DSTW-FB-042419	04/24/2019	320-49620-10	Hydro-EVE Acid	0.0020	UG/L	PQL		0.0020	UJ	Cl. Spec. Table 3 Compound SOP		PFAS_DI_Prep
DSTW-FB-042419	04/24/2019	320-49620-10	Hydro-EVE Acid	0.0020	UG/L	PQL		0.0020	UJ	Cl. Spec. Table 3 Compound SOP		PFAS_DI_Prep
DSTW-FB-042419	04/24/2019	320-49620-10	PFECA-G	0.0020	UG/L	PQL		0.0020	UJ	Cl. Spec. Table 3 Compound SOP		PFAS_DI_Prep
DSTW-FB-042419	04/24/2019	320-49620-10	PFECA-G	0.0020	UG/L	PQL		0.0020	UJ	Cl. Spec. Table 3 Compound SOP		PFAS_DI_Prep
DSTW-FB-042419	04/24/2019	320-49620-10	R-EVE	0.0020	UG/L	PQL		0.0020	UJ	Cl. Spec. Table 3 Compound SOP		PFAS_DI_Prep
DSTW-FB-042419	04/24/2019	320-49620-10	R-EVE	0.0020	UG/L	PQL		0.0020	UJ	Cl. Spec. Table 3 Compound SOP		PFAS_DI_Prep
DSTW-FB-042419	04/24/2019	320-49620-10	Byproduct 4	0.0020	UG/L	PQL		0.0020	UJ	Cl. Spec. Table 3 Compound SOP		PFAS_DI_Prep
DSTW-FB-042419	04/24/2019	320-49620-10	Byproduct 4	0.0020	UG/L	PQL		0.0020	UJ	Cl. Spec. Table 3 Compound SOP		PFAS_DI_Prep
DSTW-FB-042419	04/24/2019	320-49620-10	Byproduct 5	0.0020	UG/L	PQL		0.0020	UJ	Cl. Spec. Table 3 Compound SOP		PFAS_DI_Prep
DSTW-FB-042419	04/24/2019	320-49620-10	Byproduct 5	0.0020	UG/L	PQL		0.0020	UJ	Cl. Spec. Table 3 Compound SOP		PFAS_DI_Prep
DSTW-FB-042419	04/24/2019	320-49620-10	Byproduct 6	0.0020	UG/L	PQL		0.0020	UJ	Cl. Spec. Table 3 Compound SOP		PFAS_DI_Prep
DSTW-FB-042419	04/24/2019	320-49620-10	Byproduct 6	0.0020	UG/L	PQL		0.0020	UJ	Cl. Spec. Table 3 Compound SOP		PFAS_DI_Prep
DSTW-LOC1-042419	04/24/2019	320-49620-3	NVHOS	0.0020	UG/L	PQL		0.0020	UJ	Cl. Spec. Table 3 Compound SOP		PFAS_DI_Prep
DSTW-LOC1-042419	04/24/2019	320-49620-3	NVHOS	0.0020	UG/L	PQL		0.0020	UJ	Cl. Spec. Table 3 Compound SOP		PFAS_DI_Prep
DSTW-LOC1-042419	04/24/2019	320-49620-3	PES	0.0020	UG/L	PQL		0.0020	UJ	Cl. Spec. Table 3 Compound SOP		PFAS_DI_Prep
DSTW-LOC1-042419	04/24/2019	320-49620-3	PES	0.0020	UG/L	PQL		0.0020	UJ	Cl. Spec. Table 3 Compound SOP		PFAS_DI_Prep

Validation Reason

The analysis hold time for this sample was exceeded by a factor of 2. The reporting limit may be biased low.

Field Sample ID	Date Sampled	Lab Sample ID	Analyte	Result	Units	Type	MDL	PQL	Validation Qualifier	Analytical Method	Pre-prep	Prep
DSTW-EB-01-042419	04/24/2019	320-49623-2	NVHOS	0.0020	UG/L	PQL		0.0020	UJ	Cl. Spec. Table 3 Compound SOP		PFAS_DI_Prep
DSTW-EB-01-042419	04/24/2019	320-49623-2	NVHOS	0.0020	UG/L	PQL		0.0020	UJ	Cl. Spec. Table 3 Compound SOP		PFAS_DI_Prep
DSTW-EB-01-042419	04/24/2019	320-49623-2	PES	0.0020	UG/L	PQL		0.0020	UJ	Cl. Spec. Table 3 Compound SOP		PFAS_DI_Prep
DSTW-EB-01-042419	04/24/2019	320-49623-2	PES	0.0020	UG/L	PQL		0.0020	UJ	Cl. Spec. Table 3 Compound SOP		PFAS_DI_Prep
DSTW-EB-01-042419	04/24/2019	320-49623-2	PMPA	0.010	UG/L	PQL		0.010	UJ	Cl. Spec. Table 3 Compound SOP		PFAS_DI_Prep
DSTW-EB-01-042419	04/24/2019	320-49623-2	PMPA	0.010	UG/L	PQL		0.010	UJ	Cl. Spec. Table 3 Compound SOP		PFAS_DI_Prep
DSTW-EB-01-042419	04/24/2019	320-49623-2	PFECA B	0.0020	UG/L	PQL		0.0020	UJ	Cl. Spec. Table 3 Compound SOP		PFAS_DI_Prep
DSTW-EB-01-042419	04/24/2019	320-49623-2	PFECA B	0.0020	UG/L	PQL		0.0020	UJ	Cl. Spec. Table 3 Compound SOP		PFAS_DI_Prep
DSTW-LOC1-042419	04/24/2019	320-49620-3	PFECA B	0.0020	UG/L	PQL		0.0020	UJ	Cl. Spec. Table 3 Compound SOP		PFAS_DI_Prep
DSTW-LOC1-042419	04/24/2019	320-49620-3	PFECA B	0.0020	UG/L	PQL		0.0020	UJ	Cl. Spec. Table 3 Compound SOP		PFAS_DI_Prep
DSTW-LOC1-042419	04/24/2019	320-49620-3	PEPA	0.020	UG/L	PQL		0.020	UJ	Cl. Spec. Table 3 Compound SOP		PFAS_DI_Prep
DSTW-LOC1-042419	04/24/2019	320-49620-3	PEPA	0.020	UG/L	PQL		0.020	UJ	Cl. Spec. Table 3 Compound SOP		PFAS_DI_Prep
DSTW-LOC1-042419	04/24/2019	320-49620-3	PFESA-BP1	0.0020	UG/L	PQL		0.0020	UJ	Cl. Spec. Table 3 Compound SOP		PFAS_DI_Prep
DSTW-LOC1-042419	04/24/2019	320-49620-3	PFESA-BP1	0.0020	UG/L	PQL		0.0020	UJ	Cl. Spec. Table 3 Compound SOP		PFAS_DI_Prep
DSTW-LOC15-042419	04/24/2019	320-49620-9	PES	0.0020	UG/L	PQL		0.0020	UJ	Cl. Spec. Table 3 Compound SOP		PFAS_DI_Prep
DSTW-LOC15-042419	04/24/2019	320-49620-9	PES	0.0020	UG/L	PQL		0.0020	UJ	Cl. Spec. Table 3 Compound SOP		PFAS_DI_Prep
DSTW-LOC15-042419	04/24/2019	320-49620-9	Byproduct 6	0.0020	UG/L	PQL		0.0020	UJ	Cl. Spec. Table 3 Compound SOP		PFAS_DI_Prep

Validation Reason

The analysis hold time for this sample was exceeded by a factor of 2. The reporting limit may be biased low.

Field Sample ID	Date Sampled	Lab Sample ID	Analyte	Result	Units	Type	MDL	PQL	Validation Qualifier	Analytical Method	Pre-prep	Prep
DSTW-LOC15-042419	04/24/2019	320-49620-9	Byproduct 6	0.0020	UG/L	PQL		0.0020	UJ	Cl. Spec. Table 3 Compound SOP		PFAS_DI_Prep
DSTW-LOC18-042419	04/24/2019	320-49624-5	PES	0.0020	UG/L	PQL		0.0020	UJ	Cl. Spec. Table 3 Compound SOP		PFAS_DI_Prep
DSTW-LOC18-042419	04/24/2019	320-49624-5	PES	0.0020	UG/L	PQL		0.0020	UJ	Cl. Spec. Table 3 Compound SOP		PFAS_DI_Prep
DSTW-LOC18-042419	04/24/2019	320-49624-5	PFECA B	0.0020	UG/L	PQL		0.0020	UJ	Cl. Spec. Table 3 Compound SOP		PFAS_DI_Prep
DSTW-LOC18-042419	04/24/2019	320-49624-5	PFECA B	0.0020	UG/L	PQL		0.0020	UJ	Cl. Spec. Table 3 Compound SOP		PFAS_DI_Prep
DSTW-LOC18-042419	04/24/2019	320-49624-5	PEPA	0.020	UG/L	PQL		0.020	UJ	Cl. Spec. Table 3 Compound SOP		PFAS_DI_Prep
DSTW-LOC18-042419	04/24/2019	320-49624-5	PEPA	0.020	UG/L	PQL		0.020	UJ	Cl. Spec. Table 3 Compound SOP		PFAS_DI_Prep
DSTW-LOC18-042419	04/24/2019	320-49624-5	PFESA-BP1	0.0020	UG/L	PQL		0.0020	UJ	Cl. Spec. Table 3 Compound SOP		PFAS_DI_Prep
DSTW-LOC18-042419	04/24/2019	320-49624-5	PFESA-BP1	0.0020	UG/L	PQL		0.0020	UJ	Cl. Spec. Table 3 Compound SOP		PFAS_DI_Prep
DSTW-LOC18-042419	04/24/2019	320-49624-5	PFO5DA	0.0020	ug/L	PQL		0.0020	UJ	Cl. Spec. Table 3 Compound SOP		PFAS_DI_Prep
DSTW-LOC18-042419	04/24/2019	320-49624-5	PFO5DA	0.0020	ug/L	PQL		0.0020	UJ	Cl. Spec. Table 3 Compound SOP		PFAS_DI_Prep
DSTW-LOC18-042419	04/24/2019	320-49624-5	PFMOAA	0.0050	ug/L	PQL		0.0050	UJ	Cl. Spec. Table 3 Compound SOP		PFAS_DI_Prep
DSTW-LOC18-042419	04/24/2019	320-49624-5	PFMOAA	0.0050	ug/L	PQL		0.0050	UJ	Cl. Spec. Table 3 Compound SOP		PFAS_DI_Prep
DSTW-LOC18-042419	04/24/2019	320-49624-5	EVE Acid	0.0020	UG/L	PQL		0.0020	UJ	Cl. Spec. Table 3 Compound SOP		PFAS_DI_Prep
DSTW-LOC18-042419	04/24/2019	320-49624-5	EVE Acid	0.0020	UG/L	PQL		0.0020	UJ	Cl. Spec. Table 3 Compound SOP		PFAS_DI_Prep
DSTW-LOC18-042419	04/24/2019	320-49624-5	Hydro-EVE Acid	0.0020	UG/L	PQL		0.0020	UJ	Cl. Spec. Table 3 Compound SOP		PFAS_DI_Prep
DSTW-LOC18-042419	04/24/2019	320-49624-5	Hydro-EVE Acid	0.0020	UG/L	PQL		0.0020	UJ	Cl. Spec. Table 3 Compound SOP		PFAS_DI_Prep

Validation Reason

The analysis hold time for this sample was exceeded by a factor of 2. The reporting limit may be biased low.

Field Sample ID	Date Sampled	Lab Sample ID	Analyte	Result	Units	Type	MDL	PQL	Validation Qualifier	Analytical Method	Pre-prep	Prep
DSTW-LOC18-042419	04/24/2019	320-49624-5	PFECA-G	0.0020	UG/L	PQL		0.0020	UJ	Cl. Spec. Table 3 Compound SOP		PFAS_DI_Prep
DSTW-LOC18-042419	04/24/2019	320-49624-5	PFECA-G	0.0020	UG/L	PQL		0.0020	UJ	Cl. Spec. Table 3 Compound SOP		PFAS_DI_Prep
DSTW-LOC18-042419	04/24/2019	320-49624-5	Byproduct 6	0.0020	UG/L	PQL		0.0020	UJ	Cl. Spec. Table 3 Compound SOP		PFAS_DI_Prep
DSTW-LOC18-042419	04/24/2019	320-49624-5	Byproduct 6	0.0020	UG/L	PQL		0.0020	UJ	Cl. Spec. Table 3 Compound SOP		PFAS_DI_Prep
DSTW-LOC19A-042419	04/24/2019	320-49624-6	NVHOS	0.0020	UG/L	PQL		0.0020	UJ	Cl. Spec. Table 3 Compound SOP		PFAS_DI_Prep
DSTW-LOC19A-042419	04/24/2019	320-49624-6	NVHOS	0.0020	UG/L	PQL		0.0020	UJ	Cl. Spec. Table 3 Compound SOP		PFAS_DI_Prep
DSTW-LOC19A-042419	04/24/2019	320-49624-6	PES	0.0020	UG/L	PQL		0.0020	UJ	Cl. Spec. Table 3 Compound SOP		PFAS_DI_Prep
DSTW-LOC19A-042419	04/24/2019	320-49624-6	PES	0.0020	UG/L	PQL		0.0020	UJ	Cl. Spec. Table 3 Compound SOP		PFAS_DI_Prep
DSTW-LOC19A-042419	04/24/2019	320-49624-6	PFECA B	0.0020	UG/L	PQL		0.0020	UJ	Cl. Spec. Table 3 Compound SOP		PFAS_DI_Prep
DSTW-LOC19A-042419	04/24/2019	320-49624-6	PFECA B	0.0020	UG/L	PQL		0.0020	UJ	Cl. Spec. Table 3 Compound SOP		PFAS_DI_Prep
DSTW-LOC19A-042419	04/24/2019	320-49624-6	PEPA	0.020	UG/L	PQL		0.020	UJ	Cl. Spec. Table 3 Compound SOP		PFAS_DI_Prep
DSTW-LOC19A-042419	04/24/2019	320-49624-6	PEPA	0.020	UG/L	PQL		0.020	UJ	Cl. Spec. Table 3 Compound SOP		PFAS_DI_Prep
DSTW-LOC19A-042419	04/24/2019	320-49624-6	PFESA-BP1	0.0020	UG/L	PQL		0.0020	UJ	Cl. Spec. Table 3 Compound SOP		PFAS_DI_Prep
DSTW-LOC19A-042419	04/24/2019	320-49624-6	PFESA-BP1	0.0020	UG/L	PQL		0.0020	UJ	Cl. Spec. Table 3 Compound SOP		PFAS_DI_Prep
DSTW-LOC19A-042419	04/24/2019	320-49624-6	PFO3OA	0.0020	ug/L	PQL		0.0020	UJ	Cl. Spec. Table 3 Compound SOP		PFAS_DI_Prep
DSTW-LOC19A-042419	04/24/2019	320-49624-6	PFO3OA	0.0020	ug/L	PQL		0.0020	UJ	Cl. Spec. Table 3 Compound SOP		PFAS_DI_Prep
DSTW-LOC19A-042419	04/24/2019	320-49624-6	PFO4DA	0.0020	ug/L	PQL		0.0020	UJ	Cl. Spec. Table 3 Compound SOP		PFAS_DI_Prep

Validation Reason

The analysis hold time for this sample was exceeded by a factor of 2. The reporting limit may be biased low.

Field Sample ID	Date Sampled	Lab Sample ID	Analyte	Result	Units	Type	MDL	PQL	Validation Qualifier	Analytical Method	Pre-prep	Prep
DSTW-LOC19A-042419	04/24/2019	320-49624-6	PFO4DA	0.0020	ug/L	PQL		0.0020	UJ	Cl. Spec. Table 3 Compound SOP		PFAS_DI_Prep
DSTW-LOC19A-042419	04/24/2019	320-49624-6	PFO5DA	0.0020	ug/L	PQL		0.0020	UJ	Cl. Spec. Table 3 Compound SOP		PFAS_DI_Prep
DSTW-LOC19A-042419	04/24/2019	320-49624-6	PFMOAA	0.0050	ug/L	PQL		0.0050	UJ	Cl. Spec. Table 3 Compound SOP		PFAS_DI_Prep
DSTW-LOC19A-042419	04/24/2019	320-49624-6	PFMOAA	0.0050	ug/L	PQL		0.0050	UJ	Cl. Spec. Table 3 Compound SOP		PFAS_DI_Prep
DSTW-LOC19A-042419	04/24/2019	320-49624-6	EVE Acid	0.0020	UG/L	PQL		0.0020	UJ	Cl. Spec. Table 3 Compound SOP		PFAS_DI_Prep
DSTW-LOC19A-042419	04/24/2019	320-49624-6	EVE Acid	0.0020	UG/L	PQL		0.0020	UJ	Cl. Spec. Table 3 Compound SOP		PFAS_DI_Prep
DSTW-LOC19A-042419	04/24/2019	320-49624-6	PFESA-BP2	0.0020	ug/L	PQL		0.0020	UJ	Cl. Spec. Table 3 Compound SOP		PFAS_DI_Prep
DSTW-LOC19A-042419	04/24/2019	320-49624-6	PFESA-BP2	0.0020	ug/L	PQL		0.0020	UJ	Cl. Spec. Table 3 Compound SOP		PFAS_DI_Prep
DSTW-LOC19A-042419	04/24/2019	320-49624-6	Hydro-EVE Acid	0.0020	UG/L	PQL		0.0020	UJ	Cl. Spec. Table 3 Compound SOP		PFAS_DI_Prep
DSTW-LOC19A-042419	04/24/2019	320-49624-6	Hydro-EVE Acid	0.0020	UG/L	PQL		0.0020	UJ	Cl. Spec. Table 3 Compound SOP		PFAS_DI_Prep
DSTW-LOC19A-042419	04/24/2019	320-49624-6	PFECA-G	0.0020	UG/L	PQL		0.0020	UJ	Cl. Spec. Table 3 Compound SOP		PFAS_DI_Prep
DSTW-LOC19A-042419	04/24/2019	320-49624-6	R-EVE	0.0020	UG/L	PQL		0.0020	UJ	Cl. Spec. Table 3 Compound SOP		PFAS_DI_Prep
DSTW-LOC19A-042419	04/24/2019	320-49624-6	R-EVE	0.0020	UG/L	PQL		0.0020	UJ	Cl. Spec. Table 3 Compound SOP		PFAS_DI_Prep
DSTW-LOC19A-042419	04/24/2019	320-49624-6	Byproduct 4	0.0020	UG/L	PQL		0.0020	UJ	Cl. Spec. Table 3 Compound SOP		PFAS_DI_Prep
DSTW-LOC19A-042419	04/24/2019	320-49624-6	Byproduct 5	0.0020	UG/L	PQL		0.0020	UJ	Cl. Spec. Table 3 Compound SOP		PFAS_DI_Prep
DSTW-LOC19A-042419	04/24/2019	320-49624-6	Byproduct 5	0.0020	UG/L	PQL		0.0020	UJ	Cl. Spec. Table 3 Compound SOP		PFAS_DI_Prep
DSTW-LOC19A-042419	04/24/2019	320-49624-6	Byproduct 6	0.0020	UG/L	PQL		0.0020	UJ	Cl. Spec. Table 3 Compound SOP		PFAS_DI_Prep

Validation Reason

The analysis hold time for this sample was exceeded by a factor of 2. The reporting limit may be biased low.

Field Sample ID	Date Sampled	Lab Sample ID	Analyte	Result	Units	Type	MDL	PQL	Validation Qualifier	Analytical Method	Pre-prep	Prep
DSTW-LOC19A-042419	04/24/2019	320-49624-6	Byproduct 6	0.0020	UG/L	PQL		0.0020	UJ	Cl. Spec. Table 3 Compound SOP		PFAS_DI_Prep
DSTW-LOC19B-042419	04/24/2019	320-49624-7	NVHOS	0.0020	UG/L	PQL		0.0020	UJ	Cl. Spec. Table 3 Compound SOP		PFAS_DI_Prep
DSTW-LOC19B-042419	04/24/2019	320-49624-7	NVHOS	0.0020	UG/L	PQL		0.0020	UJ	Cl. Spec. Table 3 Compound SOP		PFAS_DI_Prep
DSTW-LOC19B-042419	04/24/2019	320-49624-7	PES	0.0020	UG/L	PQL		0.0020	UJ	Cl. Spec. Table 3 Compound SOP		PFAS_DI_Prep
DSTW-LOC19B-042419	04/24/2019	320-49624-7	PES	0.0020	UG/L	PQL		0.0020	UJ	Cl. Spec. Table 3 Compound SOP		PFAS_DI_Prep
DSTW-LOC19B-042419	04/24/2019	320-49624-7	PFECA B	0.0020	UG/L	PQL		0.0020	UJ	Cl. Spec. Table 3 Compound SOP		PFAS_DI_Prep
DSTW-LOC19B-042419	04/24/2019	320-49624-7	PFECA B	0.0020	UG/L	PQL		0.0020	UJ	Cl. Spec. Table 3 Compound SOP		PFAS_DI_Prep
DSTW-LOC19B-042419	04/24/2019	320-49624-7	PEPA	0.020	UG/L	PQL		0.020	UJ	Cl. Spec. Table 3 Compound SOP		PFAS_DI_Prep
DSTW-LOC19B-042419	04/24/2019	320-49624-7	PEPA	0.020	UG/L	PQL		0.020	UJ	Cl. Spec. Table 3 Compound SOP		PFAS_DI_Prep
DSTW-LOC19B-042419	04/24/2019	320-49624-7	PFESA-BP1	0.0020	UG/L	PQL		0.0020	UJ	Cl. Spec. Table 3 Compound SOP		PFAS_DI_Prep
DSTW-LOC19B-042419	04/24/2019	320-49624-7	PFESA-BP1	0.0020	UG/L	PQL		0.0020	UJ	Cl. Spec. Table 3 Compound SOP		PFAS_DI_Prep
DSTW-LOC19B-042419	04/24/2019	320-49624-7	PFO3OA	0.0020	ug/L	PQL		0.0020	UJ	Cl. Spec. Table 3 Compound SOP		PFAS_DI_Prep
DSTW-LOC19B-042419	04/24/2019	320-49624-7	PFO3OA	0.0020	ug/L	PQL		0.0020	UJ	Cl. Spec. Table 3 Compound SOP		PFAS_DI_Prep
DSTW-LOC19B-042419	04/24/2019	320-49624-7	PFO4DA	0.0020	ug/L	PQL		0.0020	UJ	Cl. Spec. Table 3 Compound SOP		PFAS_DI_Prep
DSTW-LOC19B-042419	04/24/2019	320-49624-7	PFO4DA	0.0020	ug/L	PQL		0.0020	UJ	Cl. Spec. Table 3 Compound SOP		PFAS_DI_Prep
DSTW-LOC19B-042419	04/24/2019	320-49624-7	PFO5DA	0.0020	ug/L	PQL		0.0020	UJ	Cl. Spec. Table 3 Compound SOP		PFAS_DI_Prep
DSTW-LOC19B-042419	04/24/2019	320-49624-7	PFO5DA	0.0020	ug/L	PQL		0.0020	UJ	Cl. Spec. Table 3 Compound SOP		PFAS_DI_Prep

Validation Reason

The analysis hold time for this sample was exceeded by a factor of 2. The reporting limit may be biased low.

Field Sample ID	Date Sampled	Lab Sample ID	Analyte	Result	Units	Type	MDL	PQL	Validation Qualifier	Analytical Method	Pre-prep	Prep
DSTW-LOC19B-042419	04/24/2019	320-49624-7	PFMOAA	0.0050	ug/L	PQL		0.0050	UJ	Cl. Spec. Table 3 Compound SOP		PFAS_DI_Prep
DSTW-LOC19B-042419	04/24/2019	320-49624-7	PFMOAA	0.0050	ug/L	PQL		0.0050	UJ	Cl. Spec. Table 3 Compound SOP		PFAS_DI_Prep
DSTW-LOC19B-042419	04/24/2019	320-49624-7	EVE Acid	0.0020	UG/L	PQL		0.0020	UJ	Cl. Spec. Table 3 Compound SOP		PFAS_DI_Prep
DSTW-LOC19B-042419	04/24/2019	320-49624-7	EVE Acid	0.0020	UG/L	PQL		0.0020	UJ	Cl. Spec. Table 3 Compound SOP		PFAS_DI_Prep
DSTW-LOC19B-042419	04/24/2019	320-49624-7	PFESA-BP2	0.0020	ug/L	PQL		0.0020	UJ	Cl. Spec. Table 3 Compound SOP		PFAS_DI_Prep
DSTW-LOC19B-042419	04/24/2019	320-49624-7	PFESA-BP2	0.0020	ug/L	PQL		0.0020	UJ	Cl. Spec. Table 3 Compound SOP		PFAS_DI_Prep
DSTW-LOC19B-042419	04/24/2019	320-49624-7	Hydro-EVE Acid	0.0020	UG/L	PQL		0.0020	UJ	Cl. Spec. Table 3 Compound SOP		PFAS_DI_Prep
DSTW-LOC19B-042419	04/24/2019	320-49624-7	Hydro-EVE Acid	0.0020	UG/L	PQL		0.0020	UJ	Cl. Spec. Table 3 Compound SOP		PFAS_DI_Prep
DSTW-LOC19B-042419	04/24/2019	320-49624-7	PFECA-G	0.0020	UG/L	PQL		0.0020	UJ	Cl. Spec. Table 3 Compound SOP		PFAS_DI_Prep
DSTW-LOC19B-042419	04/24/2019	320-49624-7	PFECA-G	0.0020	UG/L	PQL		0.0020	UJ	Cl. Spec. Table 3 Compound SOP		PFAS_DI_Prep
DSTW-LOC19B-042419	04/24/2019	320-49624-7	Byproduct 6	0.0020	UG/L	PQL		0.0020	UJ	Cl. Spec. Table 3 Compound SOP		PFAS_DI_Prep
DSTW-LOC19B-042419	04/24/2019	320-49624-7	Byproduct 6	0.0020	UG/L	PQL		0.0020	UJ	Cl. Spec. Table 3 Compound SOP		PFAS_DI_Prep
DSTW-LOC20-042419	04/24/2019	320-49620-11	PES	0.0020	UG/L	PQL		0.0020	UJ	Cl. Spec. Table 3 Compound SOP		PFAS_DI_Prep
DSTW-LOC20-042419	04/24/2019	320-49620-11	PES	0.0020	UG/L	PQL		0.0020	UJ	Cl. Spec. Table 3 Compound SOP		PFAS_DI_Prep
DSTW-LOC20-042419	04/24/2019	320-49620-11	PFECA B	0.0020	UG/L	PQL		0.0020	UJ	Cl. Spec. Table 3 Compound SOP		PFAS_DI_Prep
DSTW-LOC20-042419	04/24/2019	320-49620-11	PFECA B	0.0020	UG/L	PQL		0.0020	UJ	Cl. Spec. Table 3 Compound SOP		PFAS_DI_Prep
DSTW-LOC20-042419	04/24/2019	320-49620-11	PEPA	0.020	UG/L	PQL		0.020	UJ	Cl. Spec. Table 3 Compound SOP		PFAS_DI_Prep

Site: Fayetteville

Sampling Program: 2019 Dry Stormwater Sampling

Validation Options: LABSTATS

Validation Reason

The analysis hold time for this sample was exceeded by a factor of 2. The reporting limit may be biased low.

Field Sample ID	Date Sampled	Lab Sample ID	Analyte	Result	Units	Type	MDL	PQL	Validation Qualifier	Analytical Method	Pre-prep	Prep
DSTW-LOC20-042419	04/24/2019	320-49620-11	PEPA	0.020	UG/L	PQL		0.020	UJ	Cl. Spec. Table 3 Compound SOP		PFAS_DI_Prep

Validation Reason

Associated MS and/or MSD analysis had relative percent recovery (RPR) values less than the data rejection level. The reporting limit may be biased low.

Field Sample ID	Date Sampled	Lab Sample ID	Analyte	Result	Units	Type	MDL	PQL	Validation Qualifier	Analytical Method	Pre-prep	Prep
DSTW-LOC14-042419	04/24/2019	320-49620-8	PFMOAA	0.21	ug/L	PQL		0.21	UJ	Cl. Spec. Table 3 Compound SOP		PFAS_DI_Prep
DSTW-LOC14-042419	04/24/2019	320-49620-8	PFMOAA	0.21	ug/L	PQL		0.21	UJ	Cl. Spec. Table 3 Compound SOP		PFAS_DI_Prep
DSTW-LOC14-042419	04/24/2019	320-49620-8	MTP	0.12	UG/L	PQL		0.12	UJ	Cl. Spec. Table 3 Compound SOP		PFAS_DI_Prep
DSTW-LOC14-042419	04/24/2019	320-49620-8	MTP	0.12	UG/L	PQL		0.12	UJ	Cl. Spec. Table 3 Compound SOP		PFAS_DI_Prep

Validation Reason

Associated LCS and/or LCSD analysis had relative percent recovery (RPR) values higher than the upper control limit. The reported result may be biased high.

Field Sample ID	Date Sampled	Lab Sample ID	Analyte	Result	Units	Type	MDL	PQL	Validation Qualifier	Analytical Method	Pre-prep	Prep
DSTW-LOC23A-042419	04/24/2019	320-49624-10	MMF	7.0	UG/L	PQL		3.6	J	Cl. Spec. Table 3 Compound SOP		PFAS_DI_Prep
DSTW-LOC23A-042419	04/24/2019	320-49624-10	MMF	5.7	UG/L	PQL		3.6	J	Cl. Spec. Table 3 Compound SOP		PFAS_DI_Prep

Validation Reason Associated MS and/or MSD analysis had relative percent recovery (RPR) values higher than the upper control limit. The reported result may be biased high.

Field Sample ID	Date Sampled	Lab Sample ID	Analyte	Result	Units	Type	MDL	PQL	Validation Qualifier	Analytical Method	Pre-prep	Prep
DSTW-LOC19B-042419	04/24/2019	320-49624-7	MMF	12	UG/L	PQL		3.6	J	Cl. Spec. Table 3 Compound SOP		PFAS_DI_Prep
DSTW-LOC19B-042419	04/24/2019	320-49624-7	MMF	11.0	UG/L	PQL		3.6	J	Cl. Spec. Table 3 Compound SOP		PFAS_DI_Prep
DSTW-LOC19A-042419	04/24/2019	320-49624-6	MMF	17	UG/L	PQL		3.6	J	Cl. Spec. Table 3 Compound SOP		PFAS_DI_Prep
DSTW-LOC18-042419	04/24/2019	320-49624-5	R-EVE	0.0051	UG/L	PQL		0.0020	J	Cl. Spec. Table 3 Compound SOP		PFAS_DI_Prep
DSTW-LOC18-042419	04/24/2019	320-49624-5	R-EVE	0.0046	UG/L	PQL		0.0020	J	Cl. Spec. Table 3 Compound SOP		PFAS_DI_Prep
DSTW-LOC18-042419	04/24/2019	320-49624-5	Byproduct 4	0.011	UG/L	PQL		0.0020	J	Cl. Spec. Table 3 Compound SOP		PFAS_DI_Prep
DSTW-LOC18-042419	04/24/2019	320-49624-5	Byproduct 4	0.0096	UG/L	PQL		0.0020	J	Cl. Spec. Table 3 Compound SOP		PFAS_DI_Prep
DSTW-LOC18-042419	04/24/2019	320-49624-5	Byproduct 5	0.013	UG/L	PQL		0.0020	J	Cl. Spec. Table 3 Compound SOP		PFAS_DI_Prep
DSTW-LOC18-042419	04/24/2019	320-49624-5	Byproduct 5	0.013	UG/L	PQL		0.0020	J	Cl. Spec. Table 3 Compound SOP		PFAS_DI_Prep
DSTW-LOC18-042419	04/24/2019	320-49624-5	MMF	15	UG/L	PQL		3.6	J	Cl. Spec. Table 3 Compound SOP		PFAS_DI_Prep
DSTW-LOC18-042419	04/24/2019	320-49624-5	MMF	13.0	UG/L	PQL		3.6	J	Cl. Spec. Table 3 Compound SOP		PFAS_DI_Prep
DSTW-LOC14-042419	04/24/2019	320-49620-8	R-EVE	0.0032	UG/L	PQL		0.0020	J	Cl. Spec. Table 3 Compound SOP		PFAS_DI_Prep
DSTW-LOC14-042419	04/24/2019	320-49620-8	R-EVE	0.0029	UG/L	PQL		0.0020	J	Cl. Spec. Table 3 Compound SOP		PFAS_DI_Prep
DSTW-LOC14-042419	04/24/2019	320-49620-8	Byproduct 4	0.0057	UG/L	PQL		0.0020	J	Cl. Spec. Table 3 Compound SOP		PFAS_DI_Prep
DSTW-LOC14-042419	04/24/2019	320-49620-8	Byproduct 4	0.0065	UG/L	PQL		0.0020	J	Cl. Spec. Table 3 Compound SOP		PFAS_DI_Prep
DSTW-LOC15-042419	04/24/2019	320-49620-9	R-EVE	0.010	UG/L	PQL		0.0020	J	Cl. Spec. Table 3 Compound SOP		PFAS_DI_Prep

Validation Reason Associated MS and/or MSD analysis had relative percent recovery (RPR) values higher than the upper control limit. The reported result may be biased high.

Field Sample ID	Date Sampled	Lab Sample ID	Analyte	Result	Units	Type	MDL	PQL	Validation Qualifier	Analytical Method	Pre-prep	Prep
DSTW-LOC15-042419	04/24/2019	320-49620-9	R-EVE	0.011	UG/L	PQL		0.0020	J	Cl. Spec. Table 3 Compound SOP		PFAS_DI_Prep
DSTW-LOC15-042419	04/24/2019	320-49620-9	Byproduct 4	0.042	UG/L	PQL		0.0020	J	Cl. Spec. Table 3 Compound SOP		PFAS_DI_Prep
DSTW-LOC15-042419	04/24/2019	320-49620-9	Byproduct 4	0.043	UG/L	PQL		0.0020	J	Cl. Spec. Table 3 Compound SOP		PFAS_DI_Prep
DSTW-LOC15-042419	04/24/2019	320-49620-9	Byproduct 5	0.071	UG/L	PQL		0.0020	J	Cl. Spec. Table 3 Compound SOP		PFAS_DI_Prep
DSTW-LOC15-042419	04/24/2019	320-49620-9	Byproduct 5	0.074	UG/L	PQL		0.0020	J	Cl. Spec. Table 3 Compound SOP		PFAS_DI_Prep
DSTW-LOC1-042419	04/24/2019	320-49620-3	R-EVE	0.0064	UG/L	PQL		0.0020	J	Cl. Spec. Table 3 Compound SOP		PFAS_DI_Prep
DSTW-LOC1-042419	04/24/2019	320-49620-3	R-EVE	0.0062	UG/L	PQL		0.0020	J	Cl. Spec. Table 3 Compound SOP		PFAS_DI_Prep
DSTW-LOC1-042419	04/24/2019	320-49620-3	Byproduct 4	0.011	UG/L	PQL		0.0020	J	Cl. Spec. Table 3 Compound SOP		PFAS_DI_Prep
DSTW-LOC1-042419	04/24/2019	320-49620-3	Byproduct 5	0.0032	UG/L	PQL		0.0020	J	Cl. Spec. Table 3 Compound SOP		PFAS_DI_Prep
DSTW-LOC1-042419	04/24/2019	320-49620-3	Byproduct 5	0.0031	UG/L	PQL		0.0020	J	Cl. Spec. Table 3 Compound SOP		PFAS_DI_Prep
DSTW-LOC10-042419	04/24/2019	320-49620-7	R-EVE	0.15	UG/L	PQL		0.0020	J	Cl. Spec. Table 3 Compound SOP		PFAS_DI_Prep
DSTW-LOC10-042419	04/24/2019	320-49620-7	Byproduct 4	0.19	UG/L	PQL		0.0020	J	Cl. Spec. Table 3 Compound SOP		PFAS_DI_Prep
DSTW-LOC10-042419	04/24/2019	320-49620-7	Byproduct 4	0.21	UG/L	PQL		0.0020	J	Cl. Spec. Table 3 Compound SOP		PFAS_DI_Prep
DSTW-LOC10-042419	04/24/2019	320-49620-7	Byproduct 5	0.28	UG/L	PQL		0.0020	J	Cl. Spec. Table 3 Compound SOP		PFAS_DI_Prep
DSTW-LOC10-042419	04/24/2019	320-49620-7	Byproduct 5	0.31	UG/L	PQL		0.0020	J	Cl. Spec. Table 3 Compound SOP		PFAS_DI_Prep
DSTW-LOC24A-042419-D	04/24/2019	320-49624-12	R-EVE	0.0042	UG/L	PQL		0.0020	J	Cl. Spec. Table 3 Compound SOP		PFAS_DI_Prep
DSTW-LOC24A-042419-D	04/24/2019	320-49624-12	R-EVE	0.0044	UG/L	PQL		0.0020	J	Cl. Spec. Table 3 Compound		PFAS_DI_Prep

Validation Reason Associated MS and/or MSD analysis had relative percent recovery (RPR) values higher than the upper control limit. The reported result may be biased high.

Field Sample ID	Date Sampled	Lab Sample ID	Analyte	Result	Units	Type	MDL	PQL	Validation Qualifier	Analytical Method SOP	Pre-prep	Prep
DSTW-LOC24A-042419	04/24/2019	320-49624-11	Byproduct 5	0.0027	UG/L	PQL		0.0020	J	Cl. Spec. Table 3 Compound SOP		PFAS_DI_Prep
DSTW-LOC24A-042419	04/24/2019	320-49624-11	Byproduct 5	0.0028	UG/L	PQL		0.0020	J	Cl. Spec. Table 3 Compound SOP		PFAS_DI_Prep
DSTW-LOC24A-042419	04/24/2019	320-49624-11	R-EVE	0.0040	UG/L	PQL		0.0020	J	Cl. Spec. Table 3 Compound SOP		PFAS_DI_Prep
DSTW-LOC24A-042419	04/24/2019	320-49624-11	R-EVE	0.0041	UG/L	PQL		0.0020	J	Cl. Spec. Table 3 Compound SOP		PFAS_DI_Prep
DSTW-LOC24A-042419	04/24/2019	320-49624-11	Byproduct 4	0.0036	UG/L	PQL		0.0020	J	Cl. Spec. Table 3 Compound SOP		PFAS_DI_Prep
DSTW-LOC24A-042419	04/24/2019	320-49624-11	Hfpo Dimer Acid	0.016	UG/L	PQL		0.0040	J	537 Modified		3535_PFC
DSTW-LOC21A-042419	04/24/2019	320-49624-8	Byproduct 5	0.0041	UG/L	PQL		0.0020	J	Cl. Spec. Table 3 Compound SOP		PFAS_DI_Prep
DSTW-LOC21A-042419	04/24/2019	320-49624-8	Byproduct 5	0.0038	UG/L	PQL		0.0020	J	Cl. Spec. Table 3 Compound SOP		PFAS_DI_Prep
DSTW-LOC21A-042419	04/24/2019	320-49624-8	R-EVE	0.0034	UG/L	PQL		0.0020	J	Cl. Spec. Table 3 Compound SOP		PFAS_DI_Prep
DSTW-LOC21A-042419	04/24/2019	320-49624-8	R-EVE	0.0034	UG/L	PQL		0.0020	J	Cl. Spec. Table 3 Compound SOP		PFAS_DI_Prep
DSTW-LOC21A-042419	04/24/2019	320-49624-8	Byproduct 4	0.0042	UG/L	PQL		0.0020	J	Cl. Spec. Table 3 Compound SOP		PFAS_DI_Prep
DSTW-LOC21A-042419	04/24/2019	320-49624-8	Byproduct 4	0.0041	UG/L	PQL		0.0020	J	Cl. Spec. Table 3 Compound SOP		PFAS_DI_Prep
DSTW-LOC20-042419	04/24/2019	320-49620-11	R-EVE	0.0066	UG/L	PQL		0.0020	J	Cl. Spec. Table 3 Compound SOP		PFAS_DI_Prep
DSTW-LOC20-042419	04/24/2019	320-49620-11	R-EVE	0.0070	UG/L	PQL		0.0020	J	Cl. Spec. Table 3 Compound SOP		PFAS_DI_Prep
DSTW-LOC20-042419	04/24/2019	320-49620-11	Byproduct 4	0.028	UG/L	PQL		0.0020	J	Cl. Spec. Table 3 Compound SOP		PFAS_DI_Prep
DSTW-LOC20-042419	04/24/2019	320-49620-11	Byproduct 4	0.028	UG/L	PQL		0.0020	J	Cl. Spec. Table 3 Compound SOP		PFAS_DI_Prep

Validation Reason Associated MS and/or MSD analysis had relative percent recovery (RPR) values higher than the upper control limit. The reported result may be biased high.

Field Sample ID	Date Sampled	Lab Sample ID	Analyte	Result	Units	Type	MDL	PQL	Validation Qualifier	Analytical Method	Pre-prep	Prep
DSTW-LOC20-042419	04/24/2019	320-49620-11	Byproduct 5	0.068	UG/L	PQL		0.0020	J	Cl. Spec. Table 3 Compound SOP		PFAS_DI_Prep
DSTW-LOC20-042419	04/24/2019	320-49620-11	Byproduct 5	0.070	UG/L	PQL		0.0020	J	Cl. Spec. Table 3 Compound SOP		PFAS_DI_Prep
DSTW-LOC21A-042419	04/24/2019	320-49624-8	MMF	19	UG/L	PQL		3.6	J	Cl. Spec. Table 3 Compound SOP		PFAS_DI_Prep
DSTW-LOC20-042419-D	04/24/2019	320-49620-12	R-EVE	0.0078	UG/L	PQL		0.0020	J	Cl. Spec. Table 3 Compound SOP		PFAS_DI_Prep
DSTW-LOC20-042419-D	04/24/2019	320-49620-12	R-EVE	0.0068	UG/L	PQL		0.0020	J	Cl. Spec. Table 3 Compound SOP		PFAS_DI_Prep
DSTW-LOC20-042419-D	04/24/2019	320-49620-12	Byproduct 4	0.027	UG/L	PQL		0.0020	J	Cl. Spec. Table 3 Compound SOP		PFAS_DI_Prep
DSTW-LOC20-042419-D	04/24/2019	320-49620-12	Byproduct 4	0.023	UG/L	PQL		0.0020	J	Cl. Spec. Table 3 Compound SOP		PFAS_DI_Prep
DSTW-LOC20-042419-D	04/24/2019	320-49620-12	Byproduct 5	0.068	UG/L	PQL		0.0020	J	Cl. Spec. Table 3 Compound SOP		PFAS_DI_Prep
DSTW-LOC20-042419-D	04/24/2019	320-49620-12	Byproduct 5	0.057	UG/L	PQL		0.0020	J	Cl. Spec. Table 3 Compound SOP		PFAS_DI_Prep
DSTW-LOC6B-042419	04/24/2019	320-49624-2	R-EVE	0.0066	UG/L	PQL		0.0020	J	Cl. Spec. Table 3 Compound SOP		PFAS_DI_Prep
DSTW-LOC6B-042419	04/24/2019	320-49624-2	R-EVE	0.0076	UG/L	PQL		0.0020	J	Cl. Spec. Table 3 Compound SOP		PFAS_DI_Prep
DSTW-LOC6B-042419	04/24/2019	320-49624-2	Byproduct 4	0.011	UG/L	PQL		0.0020	J	Cl. Spec. Table 3 Compound SOP		PFAS_DI_Prep
DSTW-LOC6B-042419	04/24/2019	320-49624-2	Byproduct 5	0.0036	UG/L	PQL		0.0020	J	Cl. Spec. Table 3 Compound SOP		PFAS_DI_Prep
DSTW-LOC6B-042419	04/24/2019	320-49624-2	Byproduct 5	0.0041	UG/L	PQL		0.0020	J	Cl. Spec. Table 3 Compound SOP		PFAS_DI_Prep
DSTW-LOC6A-042419	04/24/2019	320-49624-1	R-EVE	0.0026	UG/L	PQL		0.0020	J	Cl. Spec. Table 3 Compound SOP		PFAS_DI_Prep
DSTW-LOC6A-042419	04/24/2019	320-49624-1	R-EVE	0.0027	UG/L	PQL		0.0020	J	Cl. Spec. Table 3 Compound SOP		PFAS_DI_Prep
DSTW-LOC6A-042419	04/24/2019	320-49624-1	Byproduct 4	0.0081	UG/L	PQL		0.0020	J	Cl. Spec. Table 3 Compound		PFAS_DI_Prep

Validation Reason Associated MS and/or MSD analysis had relative percent recovery (RPR) values higher than the upper control limit. The reported result may be biased high.

Field Sample ID	Date Sampled	Lab Sample ID	Analyte	Result	Units	Type	MDL	PQL	Validation Qualifier	Analytical Method SOP	Pre-prep	Prep
DSTW-LOC6A-042419	04/24/2019	320-49624-1	Byproduct 4	0.0075	UG/L	PQL		0.0020	J	Cl. Spec. Table 3 Compound SOP		PFAS_DI_Prep
DSTW-LOC6A-042419	04/24/2019	320-49624-1	Byproduct 5	0.0043	UG/L	PQL		0.0020	J	Cl. Spec. Table 3 Compound SOP		PFAS_DI_Prep
DSTW-LOC6A-042419	04/24/2019	320-49624-1	Byproduct 5	0.0037	UG/L	PQL		0.0020	J	Cl. Spec. Table 3 Compound SOP		PFAS_DI_Prep
DSTW-LOC24C-042419	04/24/2019	320-49620-2	R-EVE	0.036	UG/L	PQL		0.0020	J	Cl. Spec. Table 3 Compound SOP		PFAS_DI_Prep
DSTW-LOC24C-042419	04/24/2019	320-49620-2	R-EVE	0.036	UG/L	PQL		0.0020	J	Cl. Spec. Table 3 Compound SOP		PFAS_DI_Prep
DSTW-LOC24C-042419	04/24/2019	320-49620-2	Byproduct 4	0.039	UG/L	PQL		0.0020	J	Cl. Spec. Table 3 Compound SOP		PFAS_DI_Prep
DSTW-LOC24C-042419	04/24/2019	320-49620-2	Byproduct 4	0.039	UG/L	PQL		0.0020	J	Cl. Spec. Table 3 Compound SOP		PFAS_DI_Prep
DSTW-LOC24C-042419	04/24/2019	320-49620-2	Byproduct 5	0.051	UG/L	PQL		0.0020	J	Cl. Spec. Table 3 Compound SOP		PFAS_DI_Prep
DSTW-LOC24C-042419	04/24/2019	320-49620-2	Byproduct 5	0.051	UG/L	PQL		0.0020	J	Cl. Spec. Table 3 Compound SOP		PFAS_DI_Prep
DSTW-LOC24B-042419	04/24/2019	320-49620-1	R-EVE	0.0038	UG/L	PQL		0.0020	J	Cl. Spec. Table 3 Compound SOP		PFAS_DI_Prep
DSTW-LOC24B-042419	04/24/2019	320-49620-1	R-EVE	0.0035	UG/L	PQL		0.0020	J	Cl. Spec. Table 3 Compound SOP		PFAS_DI_Prep
DSTW-LOC24B-042419	04/24/2019	320-49620-1	Byproduct 4	0.0051	UG/L	PQL		0.0020	J	Cl. Spec. Table 3 Compound SOP		PFAS_DI_Prep
DSTW-LOC24B-042419	04/24/2019	320-49620-1	Byproduct 4	0.0055	UG/L	PQL		0.0020	J	Cl. Spec. Table 3 Compound SOP		PFAS_DI_Prep
DSTW-LOC24B-042419	04/24/2019	320-49620-1	Byproduct 5	0.0043	UG/L	PQL		0.0020	J	Cl. Spec. Table 3 Compound SOP		PFAS_DI_Prep
DSTW-LOC24B-042419	04/24/2019	320-49620-1	Byproduct 5	0.0038	UG/L	PQL		0.0020	J	Cl. Spec. Table 3 Compound SOP		PFAS_DI_Prep
DSTW-LOC24A-042419-D	04/24/2019	320-49624-12	Byproduct 5	0.0031	UG/L	PQL		0.0020	J	Cl. Spec. Table 3 Compound SOP		PFAS_DI_Prep

Validation Reason Associated MS and/or MSD analysis had relative percent recovery (RPR) values higher than the upper control limit. The reported result may be biased high.

Field Sample ID	Date Sampled	Lab Sample ID	Analyte	Result	Units	Type	MDL	PQL	Validation Qualifier	Analytical Method	Pre-prep	Prep
DSTW-LOC24A-042419-D	04/24/2019	320-49624-12	Byproduct 5	0.0030	UG/L	PQL		0.0020	J	Cl. Spec. Table 3 Compound SOP		PFAS_DI_Prep
DSTW-LOC8-042419	04/24/2019	320-49620-5	DFSA	8.8	UG/L	PQL		3.1	J	Cl. Spec. Table 3 Compound SOP		PFAS_DI_Prep
DSTW-LOC7B-042419	04/24/2019	320-49623-1	R-EVE	0.0040	UG/L	PQL		0.0020	J	Cl. Spec. Table 3 Compound SOP		PFAS_DI_Prep
DSTW-LOC7B-042419	04/24/2019	320-49623-1	R-EVE	0.0034	UG/L	PQL		0.0020	J	Cl. Spec. Table 3 Compound SOP		PFAS_DI_Prep
DSTW-LOC7B-042419	04/24/2019	320-49623-1	Byproduct 4	0.019	UG/L	PQL		0.0020	J	Cl. Spec. Table 3 Compound SOP		PFAS_DI_Prep
DSTW-LOC7B-042419	04/24/2019	320-49623-1	Byproduct 4	0.017	UG/L	PQL		0.0020	J	Cl. Spec. Table 3 Compound SOP		PFAS_DI_Prep
DSTW-LOC7B-042419	04/24/2019	320-49623-1	Byproduct 5	0.053	UG/L	PQL		0.0020	J	Cl. Spec. Table 3 Compound SOP		PFAS_DI_Prep
DSTW-LOC7B-042419	04/24/2019	320-49623-1	Byproduct 5	0.050	UG/L	PQL		0.0020	J	Cl. Spec. Table 3 Compound SOP		PFAS_DI_Prep
DSTW-LOC7A-042419	04/24/2019	320-49620-4	R-EVE	0.0039	UG/L	PQL		0.0020	J	Cl. Spec. Table 3 Compound SOP		PFAS_DI_Prep
DSTW-LOC7A-042419	04/24/2019	320-49620-4	R-EVE	0.0041	UG/L	PQL		0.0020	J	Cl. Spec. Table 3 Compound SOP		PFAS_DI_Prep
DSTW-LOC7A-042419	04/24/2019	320-49620-4	Byproduct 4	0.0053	UG/L	PQL		0.0020	J	Cl. Spec. Table 3 Compound SOP		PFAS_DI_Prep
DSTW-LOC7A-042419	04/24/2019	320-49620-4	Byproduct 4	0.0052	UG/L	PQL		0.0020	J	Cl. Spec. Table 3 Compound SOP		PFAS_DI_Prep
DSTW-LOC7A-042419	04/24/2019	320-49620-4	Byproduct 5	0.0042	UG/L	PQL		0.0020	J	Cl. Spec. Table 3 Compound SOP		PFAS_DI_Prep
DSTW-LOC7A-042419	04/24/2019	320-49620-4	Byproduct 5	0.0044	UG/L	PQL		0.0020	J	Cl. Spec. Table 3 Compound SOP		PFAS_DI_Prep
DSTW-LOC9-042419	04/24/2019	320-49620-6	R-EVE	0.0075	UG/L	PQL		0.0020	J	Cl. Spec. Table 3 Compound SOP		PFAS_DI_Prep
DSTW-LOC9-042419	04/24/2019	320-49620-6	R-EVE	0.0068	UG/L	PQL		0.0020	J	Cl. Spec. Table 3 Compound SOP		PFAS_DI_Prep
DSTW-LOC9-042419	04/24/2019	320-49620-6	Byproduct 4	0.050	UG/L	PQL		0.0020	J	Cl. Spec. Table 3 Compound		PFAS_DI_Prep

Site: Fayetteville

Sampling Program: 2019 Dry Stormwater Sampling

Validation Options: LABSTATS

Validation Reason

Associated MS and/or MSD analysis had relative percent recovery (RPR) values higher than the upper control limit. The reported result may be biased high.

Field Sample ID	Date Sampled	Lab Sample ID	Analyte	Result	Units	Type	MDL	PQL	Validation Qualifier	Analytical Method	Pre-prep	Prep
DSTW-LOC9-042419	04/24/2019	320-49620-6	Byproduct 4	0.046	UG/L	PQL		0.0020	J	Cl. Spec. Table 3 Compound SOP		PFAS_DI_Prep
DSTW-LOC9-042419	04/24/2019	320-49620-6	Byproduct 5	0.083	UG/L	PQL		0.0020	J	Cl. Spec. Table 3 Compound SOP		PFAS_DI_Prep
DSTW-LOC9-042419	04/24/2019	320-49620-6	Byproduct 5	0.081	UG/L	PQL		0.0020	J	Cl. Spec. Table 3 Compound SOP		PFAS_DI_Prep

Validation Reason High relative percent difference (RPD) observed between field duplicate and parent sample. The reported result may be imprecise.

Field Sample ID	Date Sampled	Lab Sample ID	Analyte	Result	Units	Type	MDL	PQL	Validation Qualifier	Analytical Method	Pre-prep	Prep
DSTW-LOC24A-042419-D	04/24/2019	320-49624-12	Byproduct 4	0.0054	UG/L	PQL		0.0020	J	Cl. Spec. Table 3 Compound SOP		PFAS_DI_Prep
DSTW-LOC24A-042419-D	04/24/2019	320-49624-12	Byproduct 4	0.0057	UG/L	PQL		0.0020	J	Cl. Spec. Table 3 Compound SOP		PFAS_DI_Prep
DSTW-LOC24A-042419-D	04/24/2019	320-49624-12	MMF	9.5	UG/L	PQL		3.6	J	Cl. Spec. Table 3 Compound SOP		PFAS_DI_Prep
DSTW-LOC24A-042419-D	04/24/2019	320-49624-12	MMF	8.8	UG/L	PQL		3.6	J	Cl. Spec. Table 3 Compound SOP		PFAS_DI_Prep
DSTW-LOC24A-042419	04/24/2019	320-49624-11	Byproduct 4	0.0031	UG/L	PQL		0.0020	J	Cl. Spec. Table 3 Compound SOP		PFAS_DI_Prep
DSTW-LOC24A-042419	04/24/2019	320-49624-11	MMF	14.0	UG/L	PQL		3.6	J	Cl. Spec. Table 3 Compound SOP		PFAS_DI_Prep

Validation Reason

High relative percent difference (RPD) observed between LCS and LCSD samples. The reported result may be imprecise.

Field Sample ID	Date Sampled	Lab Sample ID	Analyte	Result	Units	Type	MDL	PQL	Validation Qualifier	Analytical Method	Pre-prep	Prep
DSTW-LOC14-042419	04/24/2019	320-49620-8	MMF	4.9	UG/L	PQL		3.6	J	Cl. Spec. Table 3 Compound SOP		PFAS_DI_Prep
DSTW-LOC14-042419	04/24/2019	320-49620-8	MMF	4.9	UG/L	PQL		3.6	J	Cl. Spec. Table 3 Compound SOP		PFAS_DI_Prep

Validation Reason

Only one surrogate has relative percent recovery (RPR) values outside control limits and the parameter is a PFC (Detects).

Field Sample ID	Date Sampled	Lab Sample ID	Analyte	Result	Units	Type	MDL	PQL	Validation Qualifier	Analytical Method	Pre-prep	Prep
DSTW-LOC19A-042419	04/24/2019	320-49624-6	Perfluorobutanoic Acid	0.0043	UG/L	PQL		0.0020	J	537 Modified		3535_PFC
DSTW-LOC19A-042419	04/24/2019	320-49624-6	PFOA	0.0026	UG/L	PQL		0.0020	J	537 Modified		3535_PFC
DSTW-LOC19A-042419	04/24/2019	320-49624-6	Perfluoropentanoic Acid	0.0026	UG/L	PQL		0.0020	J	537 Modified		3535_PFC
DSTW-LOC19A-042419	04/24/2019	320-49624-6	Hfpo Dimer Acid	0.03	UG/L	PQL		0.0040	J	537 Modified		3535_PFC

Validation Reason Quality review criteria exceeded between the REP (laboratory replicate) and parent sample. The reported result may be imprecise.

Field Sample ID	Date Sampled	Lab Sample ID	Analyte	Result	Units	Type	MDL	PQL	Validation Qualifier	Analytical Method	Pre-prep	Prep
DSTW-LOC20-042419	04/24/2019	320-49620-11	PMPA	0.037	UG/L	PQL		0.010	J	Cl. Spec. Table 3 Compound SOP		PFAS_DI_Prep
DSTW-LOC20-042419	04/24/2019	320-49620-11	PMPA	0.031	UG/L	PQL		0.010	J	Cl. Spec. Table 3 Compound SOP		PFAS_DI_Prep
DSTW-LOC19A-042419	04/24/2019	320-49624-6	MMF	15.0	UG/L	PQL		3.6	J	Cl. Spec. Table 3 Compound SOP		PFAS_DI_Prep
DSTW-LOC17B-042419	04/24/2019	320-49624-4	PEPA	180	UG/L	PQL		47	J	Cl. Spec. Table 3 Compound SOP		PFAS_DI_Prep
DSTW-LOC17B-042419	04/24/2019	320-49624-4	PEPA	180.0	UG/L	PQL		47	J	Cl. Spec. Table 3 Compound SOP		PFAS_DI_Prep
DSTW-LOC1-042419	04/24/2019	320-49620-3	Byproduct 4	0.010	UG/L	PQL		0.0020	J	Cl. Spec. Table 3 Compound SOP		PFAS_DI_Prep
DSTW-LOC10-042419	04/24/2019	320-49620-7	PEPA	0.12	UG/L	PQL		0.047	J	Cl. Spec. Table 3 Compound SOP		PFAS_DI_Prep
DSTW-LOC10-042419	04/24/2019	320-49620-7	PEPA	0.12	UG/L	PQL		0.047	J	Cl. Spec. Table 3 Compound SOP		PFAS_DI_Prep
DSTW-LOC10-042419	04/24/2019	320-49620-7	R-EVE	0.17	UG/L	PQL		0.0020	J	Cl. Spec. Table 3 Compound SOP		PFAS_DI_Prep
DSTW-LOC10-042419	04/24/2019	320-49620-7	PFMOAA	0.058	ug/L	PQL		0.0050	J	Cl. Spec. Table 3 Compound SOP		PFAS_DI_Prep
DSTW-LOC10-042419	04/24/2019	320-49620-7	PFMOAA	0.066	ug/L	PQL		0.0050	J	Cl. Spec. Table 3 Compound SOP		PFAS_DI_Prep
DSTW-LOC24A-042419	04/24/2019	320-49624-11	PFO2HxA	0.0099	ug/L	PQL		0.0020	J	Cl. Spec. Table 3 Compound SOP		PFAS_DI_Prep
DSTW-LOC24A-042419	04/24/2019	320-49624-11	PFO2HxA	0.011	ug/L	PQL		0.0020	J	Cl. Spec. Table 3 Compound SOP		PFAS_DI_Prep
DSTW-LOC21A-042419	04/24/2019	320-49624-8	MMF	15.0	UG/L	PQL		3.6	J	Cl. Spec. Table 3 Compound SOP		PFAS_DI_Prep
DSTW-LOC6B-042419	04/24/2019	320-49624-2	Byproduct 4	0.013	UG/L	PQL		0.0020	J	Cl. Spec. Table 3 Compound SOP		PFAS_DI_Prep
DSTW-LOC6B-042419	04/24/2019	320-49624-2	MMF	19.0	UG/L	PQL		3.6	J	Cl. Spec. Table 3 Compound SOP		PFAS_DI_Prep
DSTW-LOC8-042419	04/24/2019	320-49620-5	DFSA	4.8	UG/L	PQL		3.1	J	Cl. Spec. Table 3 Compound SOP		PFAS_DI_Prep

Site: Fayetteville

Sampling Program: 2019 Dry Stormwater Sampling

Validation Options: LABSTATS

Validation Reason

Quality review criteria exceeded between the REP (laboratory replicate) and parent sample. The reported result may be imprecise.

Field Sample ID	Date Sampled	Lab Sample ID	Analyte	Result	Units	Type	MDL	PQL	Validation Qualifier	Analytical Method	Pre-prep	Prep
DSTW-LOC8-042419	04/24/2019	320-49620-5	PFMOAA	1.5	ug/L	PQL		0.21	J	Cl. Spec. Table 3 Compound SOP		PFAS_DI_Prep

Validation Reason

The analysis hold time for this sample was exceeded by a factor of 2. The reported result may be biased low.

Field Sample ID	Date Sampled	Lab Sample ID	Analyte	Result	Units	Type	MDL	PQL	Validation Qualifier	Analytical Method	Pre-prep	Prep
DSTW-LOC20-042419	04/24/2019	320-49620-11	PFESA-BP1	0.0053	UG/L	PQL		0.0020	J	Cl. Spec. Table 3 Compound SOP		PFAS_DI_Prep
DSTW-LOC20-042419	04/24/2019	320-49620-11	PFESA-BP1	0.0056	UG/L	PQL		0.0020	J	Cl. Spec. Table 3 Compound SOP		PFAS_DI_Prep
DSTW-LOC20-042419	04/24/2019	320-49620-11	PFO2HxA	0.031	ug/L	PQL		0.0020	J	Cl. Spec. Table 3 Compound SOP		PFAS_DI_Prep
DSTW-LOC20-042419	04/24/2019	320-49620-11	PFO2HxA	0.031	ug/L	PQL		0.0020	J	Cl. Spec. Table 3 Compound SOP		PFAS_DI_Prep
DSTW-LOC20-042419	04/24/2019	320-49620-11	PFO3OA	0.0069	ug/L	PQL		0.0020	J	Cl. Spec. Table 3 Compound SOP		PFAS_DI_Prep
DSTW-LOC20-042419	04/24/2019	320-49620-11	PFO3OA	0.0067	ug/L	PQL		0.0020	J	Cl. Spec. Table 3 Compound SOP		PFAS_DI_Prep
DSTW-LOC20-042419	04/24/2019	320-49620-11	PFO4DA	0.0037	ug/L	PQL		0.0020	J	Cl. Spec. Table 3 Compound SOP		PFAS_DI_Prep
DSTW-LOC20-042419	04/24/2019	320-49620-11	PFO4DA	0.0034	ug/L	PQL		0.0020	J	Cl. Spec. Table 3 Compound SOP		PFAS_DI_Prep
DSTW-LOC20-042419	04/24/2019	320-49620-11	NVHOS	0.0029	UG/L	PQL		0.0020	J	Cl. Spec. Table 3 Compound SOP		PFAS_DI_Prep
DSTW-LOC20-042419	04/24/2019	320-49620-11	NVHOS	0.0029	UG/L	PQL		0.0020	J	Cl. Spec. Table 3 Compound SOP		PFAS_DI_Prep
DSTW-LOC19B-042419	04/24/2019	320-49624-7	R-EVE	0.0053	UG/L	PQL		0.0020	J	Cl. Spec. Table 3 Compound SOP		PFAS_DI_Prep
DSTW-LOC19B-042419	04/24/2019	320-49624-7	R-EVE	0.0054	UG/L	PQL		0.0020	J	Cl. Spec. Table 3 Compound SOP		PFAS_DI_Prep
DSTW-LOC19B-042419	04/24/2019	320-49624-7	Byproduct 4	0.0065	UG/L	PQL		0.0020	J	Cl. Spec. Table 3 Compound SOP		PFAS_DI_Prep
DSTW-LOC19B-042419	04/24/2019	320-49624-7	Byproduct 4	0.0063	UG/L	PQL		0.0020	J	Cl. Spec. Table 3 Compound SOP		PFAS_DI_Prep
DSTW-LOC19B-042419	04/24/2019	320-49624-7	Byproduct 5	0.0035	UG/L	PQL		0.0020	J	Cl. Spec. Table 3 Compound SOP		PFAS_DI_Prep
DSTW-LOC19B-042419	04/24/2019	320-49624-7	Byproduct 5	0.0039	UG/L	PQL		0.0020	J	Cl. Spec. Table 3 Compound SOP		PFAS_DI_Prep
DSTW-LOC19B-042419	04/24/2019	320-49624-7	PFO2HxA	0.0098	ug/L	PQL		0.0020	J	Cl. Spec. Table 3 Compound SOP		PFAS_DI_Prep

Validation Reason

The analysis hold time for this sample was exceeded by a factor of 2. The reported result may be biased low.

Field Sample ID	Date Sampled	Lab Sample ID	Analyte	Result	Units	Type	MDL	PQL	Validation Qualifier	Analytical Method	Pre-prep	Prep
DSTW-LOC19B-042419	04/24/2019	320-49624-7	PFO2HxA	0.010	ug/L	PQL		0.0020	J	Cl. Spec. Table 3 Compound SOP		PFAS_DI_Prep
DSTW-LOC19A-042419	04/24/2019	320-49624-6	PFO2HxA	0.0048	ug/L	PQL		0.0020	J	Cl. Spec. Table 3 Compound SOP		PFAS_DI_Prep
DSTW-LOC19A-042419	04/24/2019	320-49624-6	PFO2HxA	0.0047	ug/L	PQL		0.0020	J	Cl. Spec. Table 3 Compound SOP		PFAS_DI_Prep
DSTW-LOC19B-042419	04/24/2019	320-49624-7	PMPA	0.039	UG/L	PQL		0.010	J	Cl. Spec. Table 3 Compound SOP		PFAS_DI_Prep
DSTW-LOC19B-042419	04/24/2019	320-49624-7	PMPA	0.042	UG/L	PQL		0.010	J	Cl. Spec. Table 3 Compound SOP		PFAS_DI_Prep
DSTW-LOC19A-042419	04/24/2019	320-49624-6	PMPA	0.027	UG/L	PQL		0.010	J	Cl. Spec. Table 3 Compound SOP		PFAS_DI_Prep
DSTW-LOC19A-042419	04/24/2019	320-49624-6	PMPA	0.025	UG/L	PQL		0.010	J	Cl. Spec. Table 3 Compound SOP		PFAS_DI_Prep
DSTW-LOC18-042419	04/24/2019	320-49624-5	PFESA-BP2	0.0032	ug/L	PQL		0.0020	J	Cl. Spec. Table 3 Compound SOP		PFAS_DI_Prep
DSTW-LOC18-042419	04/24/2019	320-49624-5	PFESA-BP2	0.0033	ug/L	PQL		0.0020	J	Cl. Spec. Table 3 Compound SOP		PFAS_DI_Prep
DSTW-LOC18-042419	04/24/2019	320-49624-5	PFO2HxA	0.021	ug/L	PQL		0.0020	J	Cl. Spec. Table 3 Compound SOP		PFAS_DI_Prep
DSTW-LOC18-042419	04/24/2019	320-49624-5	PFO2HxA	0.021	ug/L	PQL		0.0020	J	Cl. Spec. Table 3 Compound SOP		PFAS_DI_Prep
DSTW-LOC18-042419	04/24/2019	320-49624-5	PFO3OA	0.0031	ug/L	PQL		0.0020	J	Cl. Spec. Table 3 Compound SOP		PFAS_DI_Prep
DSTW-LOC18-042419	04/24/2019	320-49624-5	PFO3OA	0.0033	ug/L	PQL		0.0020	J	Cl. Spec. Table 3 Compound SOP		PFAS_DI_Prep
DSTW-LOC18-042419	04/24/2019	320-49624-5	PFO4DA	0.0020	ug/L	PQL		0.0020	J	Cl. Spec. Table 3 Compound SOP		PFAS_DI_Prep
DSTW-LOC18-042419	04/24/2019	320-49624-5	PFO4DA	0.0020	ug/L	PQL		0.0020	J	Cl. Spec. Table 3 Compound SOP		PFAS_DI_Prep
DSTW-LOC18-042419	04/24/2019	320-49624-5	PMPA	0.044	UG/L	PQL		0.010	J	Cl. Spec. Table 3 Compound SOP		PFAS_DI_Prep
DSTW-LOC18-042419	04/24/2019	320-49624-5	PMPA	0.044	UG/L	PQL		0.010	J	Cl. Spec. Table 3 Compound SOP		PFAS_DI_Prep

Validation Reason

The analysis hold time for this sample was exceeded by a factor of 2. The reported result may be biased low.

Field Sample ID	Date Sampled	Lab Sample ID	Analyte	Result	Units	Type	MDL	PQL	Validation Qualifier	Analytical Method	Pre-prep	Prep
DSTW-LOC18-042419	04/24/2019	320-49624-5	NVHOS	0.014	UG/L	PQL		0.0020	J	Cl. Spec. Table 3 Compound SOP		PFAS_DI_Prep
DSTW-LOC18-042419	04/24/2019	320-49624-5	NVHOS	0.014	UG/L	PQL		0.0020	J	Cl. Spec. Table 3 Compound SOP		PFAS_DI_Prep
DSTW-LOC15-042419	04/24/2019	320-49620-9	PMPA	0.033	UG/L	PQL		0.010	J	Cl. Spec. Table 3 Compound SOP		PFAS_DI_Prep
DSTW-LOC15-042419	04/24/2019	320-49620-9	PMPA	0.032	UG/L	PQL		0.010	J	Cl. Spec. Table 3 Compound SOP		PFAS_DI_Prep
DSTW-LOC1-042419	04/24/2019	320-49620-3	PFO2HxA	0.012	ug/L	PQL		0.0020	J	Cl. Spec. Table 3 Compound SOP		PFAS_DI_Prep
DSTW-LOC1-042419	04/24/2019	320-49620-3	PFO2HxA	0.012	ug/L	PQL		0.0020	J	Cl. Spec. Table 3 Compound SOP		PFAS_DI_Prep
DSTW-LOC1-042419	04/24/2019	320-49620-3	PMPA	0.021	UG/L	PQL		0.010	J	Cl. Spec. Table 3 Compound SOP		PFAS_DI_Prep
DSTW-LOC1-042419	04/24/2019	320-49620-3	PMPA	0.020	UG/L	PQL		0.010	J	Cl. Spec. Table 3 Compound SOP		PFAS_DI_Prep
DSTW-LOC14-042419	04/24/2019	320-49620-8	PFO2HxA	0.010	ug/L	PQL		0.0020	J	Cl. Spec. Table 3 Compound SOP		PFAS_DI_Prep
DSTW-LOC14-042419	04/24/2019	320-49620-8	PFO2HxA	0.011	ug/L	PQL		0.0020	J	Cl. Spec. Table 3 Compound SOP		PFAS_DI_Prep
DSTW-LOC14-042419	04/24/2019	320-49620-8	PFO3OA	0.0021	ug/L	PQL		0.0020	J	Cl. Spec. Table 3 Compound SOP		PFAS_DI_Prep
DSTW-LOC14-042419	04/24/2019	320-49620-8	PFO3OA	0.0021	ug/L	PQL		0.0020	J	Cl. Spec. Table 3 Compound SOP		PFAS_DI_Prep
DSTW-LOC14-042419	04/24/2019	320-49620-8	PMPA	0.015	UG/L	PQL		0.010	J	Cl. Spec. Table 3 Compound SOP		PFAS_DI_Prep
DSTW-LOC14-042419	04/24/2019	320-49620-8	PMPA	0.015	UG/L	PQL		0.010	J	Cl. Spec. Table 3 Compound SOP		PFAS_DI_Prep
DSTW-LOC14-042419	04/24/2019	320-49620-8	PFMOAA	0.0080	ug/L	PQL		0.0050	J	Cl. Spec. Table 3 Compound SOP		PFAS_DI_Prep
DSTW-LOC14-042419	04/24/2019	320-49620-8	PFMOAA	0.0081	ug/L	PQL		0.0050	J	Cl. Spec. Table 3 Compound SOP		PFAS_DI_Prep
DSTW-LOC15-042419	04/24/2019	320-49620-9	PFESA-BP1	0.022	UG/L	PQL		0.0020	J	Cl. Spec. Table 3 Compound SOP		PFAS_DI_Prep

Validation Reason

The analysis hold time for this sample was exceeded by a factor of 2. The reported result may be biased low.

Field Sample ID	Date Sampled	Lab Sample ID	Analyte	Result	Units	Type	MDL	PQL	Validation Qualifier	Analytical Method	Pre-prep	Prep
DSTW-LOC15-042419	04/24/2019	320-49620-9	PFESA-BP1	0.022	UG/L	PQL		0.0020	J	Cl. Spec. Table 3 Compound SOP		PFAS_DI_Prep
DSTW-LOC15-042419	04/24/2019	320-49620-9	PFO2HxA	0.017	ug/L	PQL		0.0020	J	Cl. Spec. Table 3 Compound SOP		PFAS_DI_Prep
DSTW-LOC15-042419	04/24/2019	320-49620-9	PFO2HxA	0.017	ug/L	PQL		0.0020	J	Cl. Spec. Table 3 Compound SOP		PFAS_DI_Prep
DSTW-LOC15-042419	04/24/2019	320-49620-9	PFO3OA	0.0040	ug/L	PQL		0.0020	J	Cl. Spec. Table 3 Compound SOP		PFAS_DI_Prep
DSTW-LOC15-042419	04/24/2019	320-49620-9	PFO3OA	0.0040	ug/L	PQL		0.0020	J	Cl. Spec. Table 3 Compound SOP		PFAS_DI_Prep
DSTW-LOC15-042419	04/24/2019	320-49620-9	PFO4DA	0.0032	ug/L	PQL		0.0020	J	Cl. Spec. Table 3 Compound SOP		PFAS_DI_Prep
DSTW-LOC15-042419	04/24/2019	320-49620-9	PFO4DA	0.0032	ug/L	PQL		0.0020	J	Cl. Spec. Table 3 Compound SOP		PFAS_DI_Prep
DSTW-LOC15-042419	04/24/2019	320-49620-9	NVHOS	0.0030	UG/L	PQL		0.0020	J	Cl. Spec. Table 3 Compound SOP		PFAS_DI_Prep
DSTW-LOC15-042419	04/24/2019	320-49620-9	NVHOS	0.0030	UG/L	PQL		0.0020	J	Cl. Spec. Table 3 Compound SOP		PFAS_DI_Prep
DSTW-LOC15-042419	04/24/2019	320-49620-9	EVE Acid	0.0095	UG/L	PQL		0.0020	J	Cl. Spec. Table 3 Compound SOP		PFAS_DI_Prep
DSTW-LOC15-042419	04/24/2019	320-49620-9	EVE Acid	0.010	UG/L	PQL		0.0020	J	Cl. Spec. Table 3 Compound SOP		PFAS_DI_Prep
DSTW-LOC15-042419	04/24/2019	320-49620-9	PFESA-BP2	0.0043	ug/L	PQL		0.0020	J	Cl. Spec. Table 3 Compound SOP		PFAS_DI_Prep
DSTW-LOC15-042419	04/24/2019	320-49620-9	PFESA-BP2	0.0044	ug/L	PQL		0.0020	J	Cl. Spec. Table 3 Compound SOP		PFAS_DI_Prep
DSTW-LOC10-042419	04/24/2019	320-49620-7	PMPA	0.26	UG/L	PQL		0.010	J	Cl. Spec. Table 3 Compound SOP		PFAS_DI_Prep
DSTW-LOC10-042419	04/24/2019	320-49620-7	PMPA	0.26	UG/L	PQL		0.010	J	Cl. Spec. Table 3 Compound SOP		PFAS_DI_Prep
DSTW-LOC10-042419	04/24/2019	320-49620-7	NVHOS	0.014	UG/L	PQL		0.0020	J	Cl. Spec. Table 3 Compound SOP		PFAS_DI_Prep
DSTW-LOC10-042419	04/24/2019	320-49620-7	NVHOS	0.014	UG/L	PQL		0.0020	J	Cl. Spec. Table 3 Compound SOP		PFAS_DI_Prep

Validation Reason

The analysis hold time for this sample was exceeded by a factor of 2. The reported result may be biased low.

Field Sample ID	Date Sampled	Lab Sample ID	Analyte	Result	Units	Type	MDL	PQL	Validation Qualifier	Analytical Method	Pre-prep	Prep
DSTW-LOC1-042419	04/24/2019	320-49620-3	PFMOAA	0.0070	ug/L	PQL		0.0050	J	Cl. Spec. Table 3 Compound SOP		PFAS_DI_Prep
DSTW-LOC1-042419	04/24/2019	320-49620-3	PFMOAA	0.0073	ug/L	PQL		0.0050	J	Cl. Spec. Table 3 Compound SOP		PFAS_DI_Prep
DSTW-LOC10-042419	04/24/2019	320-49620-7	PEPA	0.097	UG/L	PQL		0.020	J	Cl. Spec. Table 3 Compound SOP		PFAS_DI_Prep
DSTW-LOC10-042419	04/24/2019	320-49620-7	PEPA	0.10	UG/L	PQL		0.020	J	Cl. Spec. Table 3 Compound SOP		PFAS_DI_Prep
DSTW-LOC10-042419	04/24/2019	320-49620-7	PFESA-BP1	0.078	UG/L	PQL		0.0020	J	Cl. Spec. Table 3 Compound SOP		PFAS_DI_Prep
DSTW-LOC10-042419	04/24/2019	320-49620-7	PFESA-BP1	0.076	UG/L	PQL		0.0020	J	Cl. Spec. Table 3 Compound SOP		PFAS_DI_Prep
DSTW-LOC10-042419	04/24/2019	320-49620-7	PFO2HxA	0.088	ug/L	PQL		0.0020	J	Cl. Spec. Table 3 Compound SOP		PFAS_DI_Prep
DSTW-LOC10-042419	04/24/2019	320-49620-7	PFO2HxA	0.090	ug/L	PQL		0.0020	J	Cl. Spec. Table 3 Compound SOP		PFAS_DI_Prep
DSTW-LOC10-042419	04/24/2019	320-49620-7	PFO3OA	0.024	ug/L	PQL		0.0020	J	Cl. Spec. Table 3 Compound SOP		PFAS_DI_Prep
DSTW-LOC10-042419	04/24/2019	320-49620-7	PFO3OA	0.024	ug/L	PQL		0.0020	J	Cl. Spec. Table 3 Compound SOP		PFAS_DI_Prep
DSTW-LOC10-042419	04/24/2019	320-49620-7	PFO4DA	0.020	ug/L	PQL		0.0020	J	Cl. Spec. Table 3 Compound SOP		PFAS_DI_Prep
DSTW-LOC10-042419	04/24/2019	320-49620-7	PFO4DA	0.021	ug/L	PQL		0.0020	J	Cl. Spec. Table 3 Compound SOP		PFAS_DI_Prep
DSTW-LOC10-042419	04/24/2019	320-49620-7	PFO5DA	0.0091	ug/L	PQL		0.0020	J	Cl. Spec. Table 3 Compound SOP		PFAS_DI_Prep
DSTW-LOC10-042419	04/24/2019	320-49620-7	PFO5DA	0.0097	ug/L	PQL		0.0020	J	Cl. Spec. Table 3 Compound SOP		PFAS_DI_Prep
DSTW-LOC10-042419	04/24/2019	320-49620-7	EVE Acid	0.0085	UG/L	PQL		0.0020	J	Cl. Spec. Table 3 Compound SOP		PFAS_DI_Prep
DSTW-LOC10-042419	04/24/2019	320-49620-7	EVE Acid	0.0087	UG/L	PQL		0.0020	J	Cl. Spec. Table 3 Compound SOP		PFAS_DI_Prep
DSTW-LOC10-042419	04/24/2019	320-49620-7	PFESA-BP2	0.019	ug/L	PQL		0.0020	J	Cl. Spec. Table 3 Compound SOP		PFAS_DI_Prep

Validation Reason

The analysis hold time for this sample was exceeded by a factor of 2. The reported result may be biased low.

Field Sample ID	Date Sampled	Lab Sample ID	Analyte	Result	Units	Type	MDL	PQL	Validation Qualifier	Analytical Method	Pre-prep	Prep
DSTW-LOC10-042419	04/24/2019	320-49620-7	PFESA-BP2	0.019	ug/L	PQL		0.0020	J	Cl. Spec. Table 3 Compound SOP		PFAS_DI_Prep
DSTW-LOC10-042419	04/24/2019	320-49620-7	Hydro-EVE Acid	0.0085	UG/L	PQL		0.0020	J	Cl. Spec. Table 3 Compound SOP		PFAS_DI_Prep
DSTW-LOC10-042419	04/24/2019	320-49620-7	Hydro-EVE Acid	0.0087	UG/L	PQL		0.0020	J	Cl. Spec. Table 3 Compound SOP		PFAS_DI_Prep
DSTW-LOC24B-042419	04/24/2019	320-49620-1	PMPA	0.019	UG/L	PQL		0.010	J	Cl. Spec. Table 3 Compound SOP		PFAS_DI_Prep
DSTW-LOC24B-042419	04/24/2019	320-49620-1	PMPA	0.017	UG/L	PQL		0.010	J	Cl. Spec. Table 3 Compound SOP		PFAS_DI_Prep
DSTW-LOC24A-042419-D	04/24/2019	320-49624-12	PFO2HxA	0.012	ug/L	PQL		0.0020	J	Cl. Spec. Table 3 Compound SOP		PFAS_DI_Prep
DSTW-LOC24A-042419-D	04/24/2019	320-49624-12	PFO2HxA	0.012	ug/L	PQL		0.0020	J	Cl. Spec. Table 3 Compound SOP		PFAS_DI_Prep
DSTW-LOC24A-042419-D	04/24/2019	320-49624-12	PMPA	0.026	UG/L	PQL		0.010	J	Cl. Spec. Table 3 Compound SOP		PFAS_DI_Prep
DSTW-LOC24A-042419-D	04/24/2019	320-49624-12	PMPA	0.025	UG/L	PQL		0.010	J	Cl. Spec. Table 3 Compound SOP		PFAS_DI_Prep
DSTW-LOC24A-042419	04/24/2019	320-49624-11	PMPA	0.025	UG/L	PQL		0.010	J	Cl. Spec. Table 3 Compound SOP		PFAS_DI_Prep
DSTW-LOC24A-042419	04/24/2019	320-49624-11	PMPA	0.029	UG/L	PQL		0.010	J	Cl. Spec. Table 3 Compound SOP		PFAS_DI_Prep
DSTW-LOC22-042419	04/24/2019	320-49624-9	Byproduct 5	0.17	UG/L	PQL		0.0020	J	Cl. Spec. Table 3 Compound SOP		PFAS_DI_Prep
DSTW-LOC22-042419	04/24/2019	320-49624-9	Byproduct 5	0.18	UG/L	PQL		0.0020	J	Cl. Spec. Table 3 Compound SOP		PFAS_DI_Prep
DSTW-LOC22-042419	04/24/2019	320-49624-9	R-EVE	0.0052	UG/L	PQL		0.0020	J	Cl. Spec. Table 3 Compound SOP		PFAS_DI_Prep
DSTW-LOC22-042419	04/24/2019	320-49624-9	R-EVE	0.0057	UG/L	PQL		0.0020	J	Cl. Spec. Table 3 Compound SOP		PFAS_DI_Prep
DSTW-LOC22-042419	04/24/2019	320-49624-9	Byproduct 4	0.16	UG/L	PQL		0.0020	J	Cl. Spec. Table 3 Compound SOP		PFAS_DI_Prep
DSTW-LOC22-042419	04/24/2019	320-49624-9	Byproduct 4	0.17	UG/L	PQL		0.0020	J	Cl. Spec. Table 3 Compound SOP		PFAS_DI_Prep

Validation Reason

The analysis hold time for this sample was exceeded by a factor of 2. The reported result may be biased low.

Field Sample ID	Date Sampled	Lab Sample ID	Analyte	Result	Units	Type	MDL	PQL	Validation Qualifier	Analytical Method	Pre-prep	Prep
DSTW-LOC22-042419	04/24/2019	320-49624-9	PFESA-BP2	0.018	ug/L	PQL		0.0020	J	Cl. Spec. Table 3 Compound SOP		PFAS_DI_Prep
DSTW-LOC22-042419	04/24/2019	320-49624-9	PFESA-BP2	0.018	ug/L	PQL		0.0020	J	Cl. Spec. Table 3 Compound SOP		PFAS_DI_Prep
DSTW-LOC22-042419	04/24/2019	320-49624-9	Hydro-EVE Acid	0.0021	UG/L	PQL		0.0020	J	Cl. Spec. Table 3 Compound SOP		PFAS_DI_Prep
DSTW-LOC22-042419	04/24/2019	320-49624-9	Hydro-EVE Acid	0.0021	UG/L	PQL		0.0020	J	Cl. Spec. Table 3 Compound SOP		PFAS_DI_Prep
DSTW-LOC20-042419-D	04/24/2019	320-49620-12	PFESA-BP2	0.0079	ug/L	PQL		0.0020	J	Cl. Spec. Table 3 Compound SOP		PFAS_DI_Prep
DSTW-LOC20-042419-D	04/24/2019	320-49620-12	PFESA-BP2	0.0078	ug/L	PQL		0.0020	J	Cl. Spec. Table 3 Compound SOP		PFAS_DI_Prep
DSTW-LOC20-042419-D	04/24/2019	320-49620-12	PFESA-BP1	0.0055	UG/L	PQL		0.0020	J	Cl. Spec. Table 3 Compound SOP		PFAS_DI_Prep
DSTW-LOC20-042419-D	04/24/2019	320-49620-12	PFESA-BP1	0.0057	UG/L	PQL		0.0020	J	Cl. Spec. Table 3 Compound SOP		PFAS_DI_Prep
DSTW-LOC20-042419-D	04/24/2019	320-49620-12	PFO2HxA	0.030	ug/L	PQL		0.0020	J	Cl. Spec. Table 3 Compound SOP		PFAS_DI_Prep
DSTW-LOC20-042419-D	04/24/2019	320-49620-12	PFO2HxA	0.030	ug/L	PQL		0.0020	J	Cl. Spec. Table 3 Compound SOP		PFAS_DI_Prep
DSTW-LOC20-042419-D	04/24/2019	320-49620-12	PFO3OA	0.0067	ug/L	PQL		0.0020	J	Cl. Spec. Table 3 Compound SOP		PFAS_DI_Prep
DSTW-LOC20-042419-D	04/24/2019	320-49620-12	PFO3OA	0.0065	ug/L	PQL		0.0020	J	Cl. Spec. Table 3 Compound SOP		PFAS_DI_Prep
DSTW-LOC20-042419-D	04/24/2019	320-49620-12	PFO4DA	0.0035	ug/L	PQL		0.0020	J	Cl. Spec. Table 3 Compound SOP		PFAS_DI_Prep
DSTW-LOC20-042419-D	04/24/2019	320-49620-12	PFO4DA	0.0035	ug/L	PQL		0.0020	J	Cl. Spec. Table 3 Compound SOP		PFAS_DI_Prep
DSTW-LOC20-042419-D	04/24/2019	320-49620-12	NVHOS	0.0024	UG/L	PQL		0.0020	J	Cl. Spec. Table 3 Compound SOP		PFAS_DI_Prep
DSTW-LOC20-042419-D	04/24/2019	320-49620-12	NVHOS	0.0020	UG/L	PQL		0.0020	J	Cl. Spec. Table 3 Compound SOP		PFAS_DI_Prep
DSTW-LOC20-042419	04/24/2019	320-49620-11	EVE Acid	0.0020	UG/L	PQL		0.0020	J	Cl. Spec. Table 3 Compound SOP		PFAS_DI_Prep

Validation Reason

The analysis hold time for this sample was exceeded by a factor of 2. The reported result may be biased low.

Field Sample ID	Date Sampled	Lab Sample ID	Analyte	Result	Units	Type	MDL	PQL	Validation Qualifier	Analytical Method	Pre-prep	Prep
DSTW-LOC20-042419	04/24/2019	320-49620-11	EVE Acid	0.0020	UG/L	PQL		0.0020	J	Cl. Spec. Table 3 Compound SOP		PFAS_DI_Prep
DSTW-LOC20-042419	04/24/2019	320-49620-11	PFESA-BP2	0.0078	ug/L	PQL		0.0020	J	Cl. Spec. Table 3 Compound SOP		PFAS_DI_Prep
DSTW-LOC20-042419	04/24/2019	320-49620-11	PFESA-BP2	0.0076	ug/L	PQL		0.0020	J	Cl. Spec. Table 3 Compound SOP		PFAS_DI_Prep
DSTW-LOC21A-042419	04/24/2019	320-49624-8	PFO2HxA	0.016	ug/L	PQL		0.0020	J	Cl. Spec. Table 3 Compound SOP		PFAS_DI_Prep
DSTW-LOC21A-042419	04/24/2019	320-49624-8	PFO2HxA	0.016	ug/L	PQL		0.0020	J	Cl. Spec. Table 3 Compound SOP		PFAS_DI_Prep
DSTW-LOC21A-042419	04/24/2019	320-49624-8	PFO3OA	0.0029	ug/L	PQL		0.0020	J	Cl. Spec. Table 3 Compound SOP		PFAS_DI_Prep
DSTW-LOC21A-042419	04/24/2019	320-49624-8	PFO3OA	0.0029	ug/L	PQL		0.0020	J	Cl. Spec. Table 3 Compound SOP		PFAS_DI_Prep
DSTW-LOC21A-042419	04/24/2019	320-49624-8	PFO4DA	0.0020	ug/L	PQL		0.0020	J	Cl. Spec. Table 3 Compound SOP		PFAS_DI_Prep
DSTW-LOC21A-042419	04/24/2019	320-49624-8	PFO4DA	0.0020	ug/L	PQL		0.0020	J	Cl. Spec. Table 3 Compound SOP		PFAS_DI_Prep
DSTW-LOC21A-042419	04/24/2019	320-49624-8	PMPA	0.043	UG/L	PQL		0.010	J	Cl. Spec. Table 3 Compound SOP		PFAS_DI_Prep
DSTW-LOC21A-042419	04/24/2019	320-49624-8	PMPA	0.042	UG/L	PQL		0.010	J	Cl. Spec. Table 3 Compound SOP		PFAS_DI_Prep
DSTW-LOC20-042419-D	04/24/2019	320-49620-12	PMPA	0.035	UG/L	PQL		0.010	J	Cl. Spec. Table 3 Compound SOP		PFAS_DI_Prep
DSTW-LOC20-042419-D	04/24/2019	320-49620-12	PMPA	0.036	UG/L	PQL		0.010	J	Cl. Spec. Table 3 Compound SOP		PFAS_DI_Prep
DSTW-LOC6B-042419	04/24/2019	320-49624-2	PMPA	0.023	UG/L	PQL		0.010	J	Cl. Spec. Table 3 Compound SOP		PFAS_DI_Prep
DSTW-LOC6B-042419	04/24/2019	320-49624-2	PMPA	0.024	UG/L	PQL		0.010	J	Cl. Spec. Table 3 Compound SOP		PFAS_DI_Prep
DSTW-LOC6A-042419	04/24/2019	320-49624-1	PFO2HxA	0.011	ug/L	PQL		0.0020	J	Cl. Spec. Table 3 Compound SOP		PFAS_DI_Prep
DSTW-LOC6A-042419	04/24/2019	320-49624-1	PFO2HxA	0.011	ug/L	PQL		0.0020	J	Cl. Spec. Table 3 Compound SOP		PFAS_DI_Prep

Validation Reason

The analysis hold time for this sample was exceeded by a factor of 2. The reported result may be biased low.

Field Sample ID	Date Sampled	Lab Sample ID	Analyte	Result	Units	Type	MDL	PQL	Validation Qualifier	Analytical Method	Pre-prep	Prep
DSTW-LOC6A-042419	04/24/2019	320-49624-1	PMPA	0.024	UG/L	PQL		0.010	J	Cl. Spec. Table 3 Compound SOP		PFAS_DI_Prep
DSTW-LOC6A-042419	04/24/2019	320-49624-1	PMPA	0.025	UG/L	PQL		0.010	J	Cl. Spec. Table 3 Compound SOP		PFAS_DI_Prep
DSTW-LOC24B-042419	04/24/2019	320-49620-1	PFO2HxA	0.011	ug/L	PQL		0.0020	J	Cl. Spec. Table 3 Compound SOP		PFAS_DI_Prep
DSTW-LOC24B-042419	04/24/2019	320-49620-1	PFO2HxA	0.011	ug/L	PQL		0.0020	J	Cl. Spec. Table 3 Compound SOP		PFAS_DI_Prep
DSTW-LOC24C-042419	04/24/2019	320-49620-2	PFESA-BP1	0.014	UG/L	PQL		0.0020	J	Cl. Spec. Table 3 Compound SOP		PFAS_DI_Prep
DSTW-LOC24C-042419	04/24/2019	320-49620-2	PFESA-BP1	0.014	UG/L	PQL		0.0020	J	Cl. Spec. Table 3 Compound SOP		PFAS_DI_Prep
DSTW-LOC24C-042419	04/24/2019	320-49620-2	PFO2HxA	0.012	ug/L	PQL		0.0020	J	Cl. Spec. Table 3 Compound SOP		PFAS_DI_Prep
DSTW-LOC24C-042419	04/24/2019	320-49620-2	PFO2HxA	0.011	ug/L	PQL		0.0020	J	Cl. Spec. Table 3 Compound SOP		PFAS_DI_Prep
DSTW-LOC24C-042419	04/24/2019	320-49620-2	NVHOS	0.0040	UG/L	PQL		0.0020	J	Cl. Spec. Table 3 Compound SOP		PFAS_DI_Prep
DSTW-LOC24C-042419	04/24/2019	320-49620-2	NVHOS	0.0044	UG/L	PQL		0.0020	J	Cl. Spec. Table 3 Compound SOP		PFAS_DI_Prep
DSTW-LOC24B-042419	04/24/2019	320-49620-1	PFMOAA	0.011	ug/L	PQL		0.0050	J	Cl. Spec. Table 3 Compound SOP		PFAS_DI_Prep
DSTW-LOC24B-042419	04/24/2019	320-49620-1	PFMOAA	0.0098	ug/L	PQL		0.0050	J	Cl. Spec. Table 3 Compound SOP		PFAS_DI_Prep
DSTW-LOC24C-042419	04/24/2019	320-49620-2	PMPA	0.028	UG/L	PQL		0.010	J	Cl. Spec. Table 3 Compound SOP		PFAS_DI_Prep
DSTW-LOC24C-042419	04/24/2019	320-49620-2	PMPA	0.029	UG/L	PQL		0.010	J	Cl. Spec. Table 3 Compound SOP		PFAS_DI_Prep
DSTW-LOC24C-042419	04/24/2019	320-49620-2	EVE Acid	0.0068	UG/L	PQL		0.0020	J	Cl. Spec. Table 3 Compound SOP		PFAS_DI_Prep
DSTW-LOC24C-042419	04/24/2019	320-49620-2	EVE Acid	0.0067	UG/L	PQL		0.0020	J	Cl. Spec. Table 3 Compound SOP		PFAS_DI_Prep
DSTW-LOC24C-042419	04/24/2019	320-49620-2	PFESA-BP2	0.0021	ug/L	PQL		0.0020	J	Cl. Spec. Table 3 Compound SOP		PFAS_DI_Prep

Validation Reason

The analysis hold time for this sample was exceeded by a factor of 2. The reported result may be biased low.

Field Sample ID	Date Sampled	Lab Sample ID	Analyte	Result	Units	Type	MDL	PQL	Validation Qualifier	Analytical Method	Pre-prep	Prep
DSTW-LOC24C-042419	04/24/2019	320-49620-2	PFESA-BP2	0.0020	ug/L	PQL		0.0020	J	Cl. Spec. Table 3 Compound SOP		PFAS_DI_Prep
DSTW-LOC24C-042419	04/24/2019	320-49620-2	Hydro-EVE Acid	0.0037	UG/L	PQL		0.0020	J	Cl. Spec. Table 3 Compound SOP		PFAS_DI_Prep
DSTW-LOC24C-042419	04/24/2019	320-49620-2	Hydro-EVE Acid	0.0037	UG/L	PQL		0.0020	J	Cl. Spec. Table 3 Compound SOP		PFAS_DI_Prep
DSTW-LOC9-042419	04/24/2019	320-49620-6	PMPA	0.025	UG/L	PQL		0.010	J	Cl. Spec. Table 3 Compound SOP		PFAS_DI_Prep
DSTW-LOC9-042419	04/24/2019	320-49620-6	PMPA	0.023	UG/L	PQL		0.010	J	Cl. Spec. Table 3 Compound SOP		PFAS_DI_Prep
DSTW-LOC9-042419	04/24/2019	320-49620-6	NVHOS	0.0028	UG/L	PQL		0.0020	J	Cl. Spec. Table 3 Compound SOP		PFAS_DI_Prep
DSTW-LOC9-042419	04/24/2019	320-49620-6	NVHOS	0.0028	UG/L	PQL		0.0020	J	Cl. Spec. Table 3 Compound SOP		PFAS_DI_Prep
DSTW-LOC7B-042419	04/24/2019	320-49623-1	PFESA-BP2	0.0070	ug/L	PQL		0.0020	J	Cl. Spec. Table 3 Compound SOP		PFAS_DI_Prep
DSTW-LOC7B-042419	04/24/2019	320-49623-1	PFESA-BP2	0.0066	ug/L	PQL		0.0020	J	Cl. Spec. Table 3 Compound SOP		PFAS_DI_Prep
DSTW-LOC7A-042419	04/24/2019	320-49620-4	PMPA	0.024	UG/L	PQL		0.010	J	Cl. Spec. Table 3 Compound SOP		PFAS_DI_Prep
DSTW-LOC7A-042419	04/24/2019	320-49620-4	PMPA	0.025	UG/L	PQL		0.010	J	Cl. Spec. Table 3 Compound SOP		PFAS_DI_Prep
DSTW-LOC6B-042419	04/24/2019	320-49624-2	PFO2HxA	0.011	ug/L	PQL		0.0020	J	Cl. Spec. Table 3 Compound SOP		PFAS_DI_Prep
DSTW-LOC6B-042419	04/24/2019	320-49624-2	PFO2HxA	0.011	ug/L	PQL		0.0020	J	Cl. Spec. Table 3 Compound SOP		PFAS_DI_Prep
DSTW-LOC7A-042419	04/24/2019	320-49620-4	PFO2HxA	0.012	ug/L	PQL		0.0020	J	Cl. Spec. Table 3 Compound SOP		PFAS_DI_Prep
DSTW-LOC7A-042419	04/24/2019	320-49620-4	PFO2HxA	0.012	ug/L	PQL		0.0020	J	Cl. Spec. Table 3 Compound SOP		PFAS_DI_Prep
DSTW-LOC7A-042419	04/24/2019	320-49620-4	PFMOAA	0.0080	ug/L	PQL		0.0050	J	Cl. Spec. Table 3 Compound SOP		PFAS_DI_Prep
DSTW-LOC7A-042419	04/24/2019	320-49620-4	PFMOAA	0.0082	ug/L	PQL		0.0050	J	Cl. Spec. Table 3 Compound SOP		PFAS_DI_Prep

Validation Reason

The analysis hold time for this sample was exceeded by a factor of 2. The reported result may be biased low.

Field Sample ID	Date Sampled	Lab Sample ID	Analyte	Result	Units	Type	MDL	PQL	Validation Qualifier	Analytical Method	Pre-prep	Prep
DSTW-LOC7B-042419	04/24/2019	320-49623-1	PMPA	0.023	UG/L	PQL		0.010	J	Cl. Spec. Table 3 Compound SOP		PFAS_DI_Prep
DSTW-LOC7B-042419	04/24/2019	320-49623-1	PMPA	0.021	UG/L	PQL		0.010	J	Cl. Spec. Table 3 Compound SOP		PFAS_DI_Prep
DSTW-LOC7B-042419	04/24/2019	320-49623-1	NVHOS	0.0021	UG/L	PQL		0.0020	J	Cl. Spec. Table 3 Compound SOP		PFAS_DI_Prep
DSTW-LOC7B-042419	04/24/2019	320-49623-1	NVHOS	0.0021	UG/L	PQL		0.0020	J	Cl. Spec. Table 3 Compound SOP		PFAS_DI_Prep
DSTW-LOC7B-042419	04/24/2019	320-49623-1	PFO2HxA	0.026	ug/L	PQL		0.0020	J	Cl. Spec. Table 3 Compound SOP		PFAS_DI_Prep
DSTW-LOC7B-042419	04/24/2019	320-49623-1	PFO2HxA	0.025	ug/L	PQL		0.0020	J	Cl. Spec. Table 3 Compound SOP		PFAS_DI_Prep
DSTW-LOC7B-042419	04/24/2019	320-49623-1	PFO3OA	0.0060	ug/L	PQL		0.0020	J	Cl. Spec. Table 3 Compound SOP		PFAS_DI_Prep
DSTW-LOC7B-042419	04/24/2019	320-49623-1	PFO3OA	0.0056	ug/L	PQL		0.0020	J	Cl. Spec. Table 3 Compound SOP		PFAS_DI_Prep
DSTW-LOC7B-042419	04/24/2019	320-49623-1	PFO4DA	0.0025	ug/L	PQL		0.0020	J	Cl. Spec. Table 3 Compound SOP		PFAS_DI_Prep
DSTW-LOC7B-042419	04/24/2019	320-49623-1	PFO4DA	0.0025	ug/L	PQL		0.0020	J	Cl. Spec. Table 3 Compound SOP		PFAS_DI_Prep
DSTW-LOC9-042419	04/24/2019	320-49620-6	PFESA-BP1	0.028	UG/L	PQL		0.0020	J	Cl. Spec. Table 3 Compound SOP		PFAS_DI_Prep
DSTW-LOC9-042419	04/24/2019	320-49620-6	PFESA-BP1	0.028	UG/L	PQL		0.0020	J	Cl. Spec. Table 3 Compound SOP		PFAS_DI_Prep
DSTW-LOC9-042419	04/24/2019	320-49620-6	PFO2HxA	0.017	ug/L	PQL		0.0020	J	Cl. Spec. Table 3 Compound SOP		PFAS_DI_Prep
DSTW-LOC9-042419	04/24/2019	320-49620-6	PFO2HxA	0.017	ug/L	PQL		0.0020	J	Cl. Spec. Table 3 Compound SOP		PFAS_DI_Prep
DSTW-LOC9-042419	04/24/2019	320-49620-6	PFO3OA	0.0045	ug/L	PQL		0.0020	J	Cl. Spec. Table 3 Compound SOP		PFAS_DI_Prep
DSTW-LOC9-042419	04/24/2019	320-49620-6	PFO3OA	0.0046	ug/L	PQL		0.0020	J	Cl. Spec. Table 3 Compound SOP		PFAS_DI_Prep
DSTW-LOC9-042419	04/24/2019	320-49620-6	PFO4DA	0.0036	ug/L	PQL		0.0020	J	Cl. Spec. Table 3 Compound SOP		PFAS_DI_Prep

Validation Reason

The analysis hold time for this sample was exceeded by a factor of 2. The reported result may be biased low.

Field Sample ID	Date Sampled	Lab Sample ID	Analyte	Result	Units	Type	MDL	PQL	Validation Qualifier	Analytical Method	Pre-prep	Prep
DSTW-LOC9-042419	04/24/2019	320-49620-6	PFO4DA	0.0035	ug/L	PQL		0.0020	J	Cl. Spec. Table 3 Compound SOP		PFAS_DI_Prep
DSTW-LOC9-042419	04/24/2019	320-49620-6	EVE Acid	0.011	UG/L	PQL		0.0020	J	Cl. Spec. Table 3 Compound SOP		PFAS_DI_Prep
DSTW-LOC9-042419	04/24/2019	320-49620-6	EVE Acid	0.011	UG/L	PQL		0.0020	J	Cl. Spec. Table 3 Compound SOP		PFAS_DI_Prep
DSTW-LOC9-042419	04/24/2019	320-49620-6	PFESA-BP2	0.0034	ug/L	PQL		0.0020	J	Cl. Spec. Table 3 Compound SOP		PFAS_DI_Prep
DSTW-LOC9-042419	04/24/2019	320-49620-6	PFESA-BP2	0.0033	ug/L	PQL		0.0020	J	Cl. Spec. Table 3 Compound SOP		PFAS_DI_Prep

Validation Reason The analysis hold time for this sample was exceeded. The reported result may be biased low.

Field Sample ID	Date Sampled	Lab Sample ID	Analyte	Result	Units	Type	MDL	PQL	Validation Qualifier	Analytical Method	Pre-prep	Prep
DSTW-LOC17B-042419	04/24/2019	320-49624-4	PFMOAA	1800.0	ug/L	PQL		210	J	Cl. Spec. Table 3 Compound SOP		PFAS_DI_Prep
DSTW-LOC17B-042419	04/24/2019	320-49624-4	PFMOAA	2000	ug/L	PQL		210	J	Cl. Spec. Table 3 Compound SOP		PFAS_DI_Prep
DSTW-LOC17A-042419	04/24/2019	320-50472-1	PEPA	93.0	UG/L	PQL		47	J	Cl. Spec. Table 3 Compound SOP		PFAS_DI_Prep
DSTW-LOC17A-042419	04/24/2019	320-50472-1	PEPA	110	UG/L	PQL		47	J	Cl. Spec. Table 3 Compound SOP		PFAS_DI_Prep
DSTW-LOC17B-042419	04/24/2019	320-49624-4	PPF Acid	49000.0	UG/L	PQL		380	J	Cl. Spec. Table 3 Compound SOP		PFAS_DI_Prep
DSTW-LOC17B-042419	04/24/2019	320-49624-4	PPF Acid	49000	UG/L	PQL		380	J	Cl. Spec. Table 3 Compound SOP		PFAS_DI_Prep
DSTW-LOC16-042419	04/24/2019	320-49624-3	R-EVE	1600.0	UG/L	PQL		53	J	Cl. Spec. Table 3 Compound SOP		PFAS_DI_Prep
DSTW-LOC16-042419	04/24/2019	320-49624-3	R-EVE	1700	UG/L	PQL		53	J	Cl. Spec. Table 3 Compound SOP		PFAS_DI_Prep
DSTW-LOC16-042419	04/24/2019	320-49624-3	Byproduct 4	2400.0	UG/L	PQL		120	J	Cl. Spec. Table 3 Compound SOP		PFAS_DI_Prep
DSTW-LOC16-042419	04/24/2019	320-49624-3	Byproduct 4	2500	UG/L	PQL		120	J	Cl. Spec. Table 3 Compound SOP		PFAS_DI_Prep
DSTW-LOC16-042419	04/24/2019	320-49624-3	Byproduct 5	330	UG/L	PQL		44	J	Cl. Spec. Table 3 Compound SOP		PFAS_DI_Prep
DSTW-LOC16-042419	04/24/2019	320-49624-3	Byproduct 5	360.0	UG/L	PQL		44	J	Cl. Spec. Table 3 Compound SOP		PFAS_DI_Prep
DSTW-LOC16-042419	04/24/2019	320-49624-3	Byproduct 6	54	UG/L	PQL		12	J	Cl. Spec. Table 3 Compound SOP		PFAS_DI_Prep
DSTW-LOC16-042419	04/24/2019	320-49624-3	Byproduct 6	55.0	UG/L	PQL		12	J	Cl. Spec. Table 3 Compound SOP		PFAS_DI_Prep
DSTW-LOC16-042419	04/24/2019	320-49624-3	PFO2HxA	130.0	ug/L	PQL		61	J	Cl. Spec. Table 3 Compound SOP		PFAS_DI_Prep
DSTW-LOC16-042419	04/24/2019	320-49624-3	PFO2HxA	140	ug/L	PQL		61	J	Cl. Spec. Table 3 Compound SOP		PFAS_DI_Prep
DSTW-LOC16-042419	04/24/2019	320-49624-3	PFO3OA	53	ug/L	PQL		44	J	Cl. Spec. Table 3 Compound SOP		PFAS_DI_Prep

Validation Reason

The analysis hold time for this sample was exceeded. The reported result may be biased low.

Field Sample ID	Date Sampled	Lab Sample ID	Analyte	Result	Units	Type	MDL	PQL	Validation Qualifier	Analytical Method	Pre-prep	Prep
DSTW-LOC16-042419	04/24/2019	320-49624-3	PFO3OA	53.0	ug/L	PQL		44	J	Cl. Spec. Table 3 Compound SOP		PFAS_DI_Prep
DSTW-LOC16-042419	04/24/2019	320-49624-3	PMPA	540.0	UG/L	PQL		430	J	Cl. Spec. Table 3 Compound SOP		PFAS_DI_Prep
DSTW-LOC16-042419	04/24/2019	320-49624-3	PMPA	600	UG/L	PQL		430	J	Cl. Spec. Table 3 Compound SOP		PFAS_DI_Prep
DSTW-LOC16-042419	04/24/2019	320-49624-3	PPF Acid	350.0	UG/L	PQL		280	J	Cl. Spec. Table 3 Compound SOP		PFAS_DI_Prep
DSTW-LOC16-042419	04/24/2019	320-49624-3	PPF Acid	390	UG/L	PQL		280	J	Cl. Spec. Table 3 Compound SOP		PFAS_DI_Prep
DSTW-LOC16-042419	04/24/2019	320-49624-3	DFSA	50000.0	UG/L	PQL		2300	J	Cl. Spec. Table 3 Compound SOP		PFAS_DI_Prep
DSTW-LOC16-042419	04/24/2019	320-49624-3	DFSA	56000	UG/L	PQL		2300	J	Cl. Spec. Table 3 Compound SOP		PFAS_DI_Prep
DSTW-LOC16-042419	04/24/2019	320-49624-3	PFMOAA	170	ug/L	PQL		160	J	Cl. Spec. Table 3 Compound SOP		PFAS_DI_Prep
DSTW-LOC16-042419	04/24/2019	320-49624-3	PFMOAA	170.0	ug/L	PQL		160	J	Cl. Spec. Table 3 Compound SOP		PFAS_DI_Prep
DSTW-LOC16-042419	04/24/2019	320-49624-3	EVE Acid	790.0	UG/L	PQL		18	J	Cl. Spec. Table 3 Compound SOP		PFAS_DI_Prep
DSTW-LOC16-042419	04/24/2019	320-49624-3	EVE Acid	820	UG/L	PQL		18	J	Cl. Spec. Table 3 Compound SOP		PFAS_DI_Prep
DSTW-LOC16-042419	04/24/2019	320-49624-3	PFESA-BP2	250.0	ug/L	PQL		23	J	Cl. Spec. Table 3 Compound SOP		PFAS_DI_Prep
DSTW-LOC16-042419	04/24/2019	320-49624-3	PFESA-BP2	250	ug/L	PQL		23	J	Cl. Spec. Table 3 Compound SOP		PFAS_DI_Prep
DSTW-LOC16-042419	04/24/2019	320-49624-3	Hydro-EVE Acid	95	UG/L	PQL		21	J	Cl. Spec. Table 3 Compound SOP		PFAS_DI_Prep
DSTW-LOC16-042419	04/24/2019	320-49624-3	Hydro-EVE Acid	99.0	UG/L	PQL		21	J	Cl. Spec. Table 3 Compound SOP		PFAS_DI_Prep
DSTW-LOC16-042419	04/24/2019	320-49624-3	PFESA-BP1	1400.0	UG/L	PQL		20	J	Cl. Spec. Table 3 Compound SOP		PFAS_DI_Prep
DSTW-LOC16-042419	04/24/2019	320-49624-3	PFESA-BP1	1500	UG/L	PQL		20	J	Cl. Spec. Table 3 Compound SOP		PFAS_DI_Prep

Validation Reason The analysis hold time for this sample was exceeded. The reported result may be biased low.

Field Sample ID	Date Sampled	Lab Sample ID	Analyte	Result	Units	Type	MDL	PQL	Validation Qualifier	Analytical Method	Pre-prep	Prep
DSTW-LOC16-042419	04/24/2019	320-49624-3	NVHOS	260.0	UG/L	PQL		40	J	Cl. Spec. Table 3 Compound SOP		PFAS_DI_Prep
DSTW-LOC16-042419	04/24/2019	320-49624-3	NVHOS	270	UG/L	PQL		40	J	Cl. Spec. Table 3 Compound SOP		PFAS_DI_Prep
DSTW-LOC23A-042419	04/24/2019	320-49624-10	PFO2HxA	0.48	ug/L	PQL		0.081	J	Cl. Spec. Table 3 Compound SOP		PFAS_DI_Prep
DSTW-LOC23A-042419	04/24/2019	320-49624-10	PFO2HxA	0.5	ug/L	PQL		0.081	J	Cl. Spec. Table 3 Compound SOP		PFAS_DI_Prep
DSTW-LOC23A-042419	04/24/2019	320-49624-10	PFO3OA	0.14	ug/L	PQL		0.058	J	Cl. Spec. Table 3 Compound SOP		PFAS_DI_Prep
DSTW-LOC23A-042419	04/24/2019	320-49624-10	PFO3OA	0.14	ug/L	PQL		0.058	J	Cl. Spec. Table 3 Compound SOP		PFAS_DI_Prep
DSTW-LOC23A-042419	04/24/2019	320-49624-10	Byproduct 4	0.18	UG/L	PQL		0.16	J	Cl. Spec. Table 3 Compound SOP		PFAS_DI_Prep
DSTW-LOC23A-042419	04/24/2019	320-49624-10	Byproduct 4	0.18	UG/L	PQL		0.16	J	Cl. Spec. Table 3 Compound SOP		PFAS_DI_Prep
DSTW-LOC23A-042419	04/24/2019	320-49624-10	Byproduct 5	2.2	UG/L	PQL		0.058	J	Cl. Spec. Table 3 Compound SOP		PFAS_DI_Prep
DSTW-LOC23A-042419	04/24/2019	320-49624-10	Byproduct 5	2.1	UG/L	PQL		0.058	J	Cl. Spec. Table 3 Compound SOP		PFAS_DI_Prep
DSTW-LOC23A-042419	04/24/2019	320-49624-10	PFMOAA	1.3	ug/L	PQL		0.21	J	Cl. Spec. Table 3 Compound SOP		PFAS_DI_Prep
DSTW-LOC23A-042419	04/24/2019	320-49624-10	PFMOAA	1.3	ug/L	PQL		0.21	J	Cl. Spec. Table 3 Compound SOP		PFAS_DI_Prep
DSTW-LOC23A-042419	04/24/2019	320-49624-10	EVE Acid	0.065	UG/L	PQL		0.024	J	Cl. Spec. Table 3 Compound SOP		PFAS_DI_Prep
DSTW-LOC23A-042419	04/24/2019	320-49624-10	EVE Acid	0.063	UG/L	PQL		0.024	J	Cl. Spec. Table 3 Compound SOP		PFAS_DI_Prep
DSTW-LOC23A-042419	04/24/2019	320-49624-10	PFESA-BP2	0.14	ug/L	PQL		0.030	J	Cl. Spec. Table 3 Compound SOP		PFAS_DI_Prep
DSTW-LOC23A-042419	04/24/2019	320-49624-10	PFESA-BP2	0.13	ug/L	PQL		0.030	J	Cl. Spec. Table 3 Compound SOP		PFAS_DI_Prep
DSTW-LOC23A-042419	04/24/2019	320-49624-10	Hydro-EVE Acid	0.032	UG/L	PQL		0.028	J	Cl. Spec. Table 3 Compound SOP		PFAS_DI_Prep

Validation Reason

The analysis hold time for this sample was exceeded. The reported result may be biased low.

Field Sample ID	Date Sampled	Lab Sample ID	Analyte	Result	Units	Type	MDL	PQL	Validation Qualifier	Analytical Method	Pre-prep	Prep
DSTW-LOC23A-042419	04/24/2019	320-49624-10	Hydro-EVE Acid	0.03	UG/L	PQL		0.028	J	Cl. Spec. Table 3 Compound SOP		PFAS_DI_Prep
DSTW-LOC23A-042419	04/24/2019	320-49624-10	PFESA-BP1	2.7	UG/L	PQL		0.027	J	Cl. Spec. Table 3 Compound SOP		PFAS_DI_Prep
DSTW-LOC23A-042419	04/24/2019	320-49624-10	PFESA-BP1	2.6	UG/L	PQL		0.027	J	Cl. Spec. Table 3 Compound SOP		PFAS_DI_Prep
DSTW-LOC23A-042419	04/24/2019	320-49624-10	PMPA	0.70	UG/L	PQL		0.57	J	Cl. Spec. Table 3 Compound SOP		PFAS_DI_Prep
DSTW-LOC23A-042419	04/24/2019	320-49624-10	PMPA	0.59	UG/L	PQL		0.57	J	Cl. Spec. Table 3 Compound SOP		PFAS_DI_Prep

Validation Reason Associated LCS and/or LCSD analysis had relative percent recovery (RPR) values less than the lower control limit. The reported result may be biased low.

Field Sample ID	Date Sampled	Lab Sample ID	Analyte	Result	Units	Type	MDL	PQL	Validation Qualifier	Analytical Method	Pre-prep	Prep
DSTW-LOC19B-042419	04/24/2019	320-49624-7	MTP	0.12	UG/L	PQL		0.12	J	Cl. Spec. Table 3 Compound SOP		PFAS_DI_Prep
DSTW-LOC19B-042419	04/24/2019	320-49624-7	MTP	0.12	UG/L	PQL		0.12	J	Cl. Spec. Table 3 Compound SOP		PFAS_DI_Prep
DSTW-LOC19A-042419	04/24/2019	320-49624-6	MTP	0.13	UG/L	PQL		0.12	J	Cl. Spec. Table 3 Compound SOP		PFAS_DI_Prep
DSTW-LOC19A-042419	04/24/2019	320-49624-6	MTP	0.13	UG/L	PQL		0.12	J	Cl. Spec. Table 3 Compound SOP		PFAS_DI_Prep
DSTW-FB-042419	04/24/2019	320-49620-10	PPF Acid	0.72	UG/L	PQL		0.38	J	Cl. Spec. Table 3 Compound SOP		PFAS_DI_Prep
DSTW-FB-042419	04/24/2019	320-49620-10	PPF Acid	0.94	UG/L	PQL		0.38	J	Cl. Spec. Table 3 Compound SOP		PFAS_DI_Prep
DSTW-LOC24A-042419-D	04/24/2019	320-49624-12	MTP	0.12	UG/L	PQL		0.12	J	Cl. Spec. Table 3 Compound SOP		PFAS_DI_Prep
DSTW-LOC24A-042419-D	04/24/2019	320-49624-12	MTP	0.12	UG/L	PQL		0.12	J	Cl. Spec. Table 3 Compound SOP		PFAS_DI_Prep
DSTW-LOC22-042419	04/24/2019	320-49624-9	MTP	0.14	UG/L	PQL		0.12	J	Cl. Spec. Table 3 Compound SOP		PFAS_DI_Prep
DSTW-LOC22-042419	04/24/2019	320-49624-9	MTP	0.14	UG/L	PQL		0.12	J	Cl. Spec. Table 3 Compound SOP		PFAS_DI_Prep
DSTW-LOC6A-042419	04/24/2019	320-49624-1	MTP	0.20	UG/L	PQL		0.12	J	Cl. Spec. Table 3 Compound SOP		PFAS_DI_Prep
DSTW-LOC6A-042419	04/24/2019	320-49624-1	MTP	0.22	UG/L	PQL		0.12	J	Cl. Spec. Table 3 Compound SOP		PFAS_DI_Prep
DSTW-LOC8-042419	04/24/2019	320-49620-5	PFMOAA	1.2	ug/L	PQL		0.21	J	Cl. Spec. Table 3 Compound SOP		PFAS_DI_Prep

Validation Reason

Associated MS and/or MSD analysis had relative percent recovery (RPR) values less than the lower control limit but above the rejection limit. The reported result may be biased low.

Field Sample ID	Date Sampled	Lab Sample ID	Analyte	Result	Units	Type	MDL	PQL	Validation Qualifier	Analytical Method	Pre-prep	Prep
DSTW-EB-01-042419	04/24/2019	320-49623-2	2-(N-ethyl perfluoro-1-octanesulfonamido)-ethanol	0.82	ug/L	PQL		0.060	J	Cl. Spec. Table 3 Compound SOP		PFAS_DI_Prep
DSTW-EB-01-042419	04/24/2019	320-49623-2	2-(N-ethyl perfluoro-1-octanesulfonamido)-ethanol	0.82	ug/L	PQL		0.060	J	Cl. Spec. Table 3 Compound SOP		PFAS_DI_Prep
DSTW-EB-03-042419	04/24/2019	320-49623-4	2-(N-ethyl perfluoro-1-octanesulfonamido)-ethanol	0.78	ug/L	PQL		0.060	J	Cl. Spec. Table 3 Compound SOP		PFAS_DI_Prep
DSTW-EB-03-042419	04/24/2019	320-49623-4	2-(N-ethyl perfluoro-1-octanesulfonamido)-ethanol	0.86	ug/L	PQL		0.060	J	Cl. Spec. Table 3 Compound SOP		PFAS_DI_Prep
DSTW-EB-02-042419	04/24/2019	320-49623-3	2-(N-ethyl perfluoro-1-octanesulfonamido)-ethanol	0.85	ug/L	PQL		0.060	J	Cl. Spec. Table 3 Compound SOP		PFAS_DI_Prep
DSTW-EB-02-042419	04/24/2019	320-49623-3	2-(N-ethyl perfluoro-1-octanesulfonamido)-ethanol	0.82	ug/L	PQL		0.060	J	Cl. Spec. Table 3 Compound SOP		PFAS_DI_Prep
DSTW-LOC15-042419	04/24/2019	320-49620-9	PFMOAA	0.0084	ug/L	PQL		0.0050	J	Cl. Spec. Table 3 Compound SOP		PFAS_DI_Prep
DSTW-LOC15-042419	04/24/2019	320-49620-9	PFMOAA	0.0092	ug/L	PQL		0.0050	J	Cl. Spec. Table 3 Compound SOP		PFAS_DI_Prep
DSTW-LOC24A-042419	04/24/2019	320-49624-11	PFMOAA	0.0074	ug/L	PQL		0.0050	J	Cl. Spec. Table 3 Compound SOP		PFAS_DI_Prep
DSTW-LOC24A-042419	04/24/2019	320-49624-11	PFMOAA	0.0062	ug/L	PQL		0.0050	J	Cl. Spec. Table 3 Compound SOP		PFAS_DI_Prep
DSTW-LOC24A-042419	04/24/2019	320-49624-11	MMF	15	UG/L	PQL		3.6	J	Cl. Spec. Table 3 Compound SOP		PFAS_DI_Prep
DSTW-LOC22-042419	04/24/2019	320-49624-9	PMPA	0.067	UG/L	PQL		0.010	J	Cl. Spec. Table 3 Compound SOP		PFAS_DI_Prep
DSTW-LOC22-042419	04/24/2019	320-49624-9	PMPA	0.071	UG/L	PQL		0.010	J	Cl. Spec. Table 3 Compound SOP		PFAS_DI_Prep
DSTW-LOC22-042419	04/24/2019	320-49624-9	MMF	7.0	UG/L	PQL		3.6	J	Cl. Spec. Table 3 Compound SOP		PFAS_DI_Prep

Validation Reason

Associated MS and/or MSD analysis had relative percent recovery (RPR) values less than the lower control limit but above the rejection limit. The reported result may be biased low.

Field Sample ID	Date Sampled	Lab Sample ID	Analyte	Result	Units	Type	MDL	PQL	Validation Qualifier	Analytical Method	Pre-prep	Prep
DSTW-LOC22-042419	04/24/2019	320-49624-9	MMF	6.7	UG/L	PQL		3.6	J	Cl. Spec. Table 3 Compound SOP		PFAS_DI_Prep
DSTW-LOC22-042419	04/24/2019	320-49624-9	PFO3OA	0.0030	ug/L	PQL		0.0020	J	Cl. Spec. Table 3 Compound SOP		PFAS_DI_Prep
DSTW-LOC22-042419	04/24/2019	320-49624-9	PFO3OA	0.0031	ug/L	PQL		0.0020	J	Cl. Spec. Table 3 Compound SOP		PFAS_DI_Prep
DSTW-LOC22-042419	04/24/2019	320-49624-9	PFO4DA	0.0053	ug/L	PQL		0.0020	J	Cl. Spec. Table 3 Compound SOP		PFAS_DI_Prep
DSTW-LOC22-042419	04/24/2019	320-49624-9	PFO4DA	0.0055	ug/L	PQL		0.0020	J	Cl. Spec. Table 3 Compound SOP		PFAS_DI_Prep
DSTW-LOC22-042419	04/24/2019	320-49624-9	NVHOS	0.011	UG/L	PQL		0.0020	J	Cl. Spec. Table 3 Compound SOP		PFAS_DI_Prep
DSTW-LOC22-042419	04/24/2019	320-49624-9	NVHOS	0.011	UG/L	PQL		0.0020	J	Cl. Spec. Table 3 Compound SOP		PFAS_DI_Prep
DSTW-LOC21A-042419	04/24/2019	320-49624-8	PFMOAA	0.011	ug/L	PQL		0.0050	J	Cl. Spec. Table 3 Compound SOP		PFAS_DI_Prep
DSTW-LOC21A-042419	04/24/2019	320-49624-8	PFMOAA	0.010	ug/L	PQL		0.0050	J	Cl. Spec. Table 3 Compound SOP		PFAS_DI_Prep
DSTW-LOC20-042419	04/24/2019	320-49620-11	PFMOAA	0.053	ug/L	PQL		0.0050	J	Cl. Spec. Table 3 Compound SOP		PFAS_DI_Prep
DSTW-LOC20-042419	04/24/2019	320-49620-11	PFMOAA	0.054	ug/L	PQL		0.0050	J	Cl. Spec. Table 3 Compound SOP		PFAS_DI_Prep
DSTW-LOC20-042419-D	04/24/2019	320-49620-12	PFMOAA	0.056	ug/L	PQL		0.0050	J	Cl. Spec. Table 3 Compound SOP		PFAS_DI_Prep
DSTW-LOC20-042419-D	04/24/2019	320-49620-12	PFMOAA	0.051	ug/L	PQL		0.0050	J	Cl. Spec. Table 3 Compound SOP		PFAS_DI_Prep
DSTW-LOC6B-042419	04/24/2019	320-49624-2	MMF	15	UG/L	PQL		3.6	J	Cl. Spec. Table 3 Compound SOP		PFAS_DI_Prep
DSTW-LOC24C-042419	04/24/2019	320-49620-2	PFMOAA	0.011	ug/L	PQL		0.0050	J	Cl. Spec. Table 3 Compound SOP		PFAS_DI_Prep
DSTW-LOC24C-042419	04/24/2019	320-49620-2	PFMOAA	0.011	ug/L	PQL		0.0050	J	Cl. Spec. Table 3 Compound SOP		PFAS_DI_Prep
DSTW-LOC7B-042419	04/24/2019	320-49623-1	PFMOAA	0.051	ug/L	PQL		0.0050	J	Cl. Spec. Table 3 Compound		PFAS_DI_Prep

Site: Fayetteville

Sampling Program: 2019 Dry Stormwater Sampling

Validation Options: LABSTATS

Validation Reason

Associated MS and/or MSD analysis had relative percent recovery (RPR) values less than the lower control limit but above the rejection limit. The reported result may be biased low.

Field Sample ID	Date Sampled	Lab Sample ID	Analyte	Result	Units	Type	MDL	PQL	Validation Qualifier	Analytical Method	Pre-prep	Prep
DSTW-LOC7B-042419	04/24/2019	320-49623-1	PFMOAA	0.051	ug/L	PQL		0.0050	J	Cl. Spec. Table 3 Compound SOP		PFAS_DI_Prep
DSTW-LOC9-042419	04/24/2019	320-49620-6	PFMOAA	0.0088	ug/L	PQL		0.0050	J	Cl. Spec. Table 3 Compound SOP		PFAS_DI_Prep
DSTW-LOC9-042419	04/24/2019	320-49620-6	PFMOAA	0.0088	ug/L	PQL		0.0050	J	Cl. Spec. Table 3 Compound SOP		PFAS_DI_Prep

ADQM DATA REVIEW NARRATIVE

Site Chemours FAY – Fayetteville

Project Additional Outfall Samples

Project Reviewer Michael Aucoin, AECOM as a Chemours contractor

Sampling Dates May 30, 2019

Analytical Protocol

<u>Laboratory</u>	<u>Analytical Method</u>	<u>Parameter(s)</u>
TestAmerica - Sacramento	Cl. Spec. Table 3 Compound SOP	Table 3+ compounds

Sample Receipt

The following items are noted for this data set:

- All samples were received in satisfactory condition and within EPA temperature guidelines on June 1, 2019.

Data Review

The electronic data submitted for this project was reviewed via the Data Verification Module (DVM) process.

Overall the data is acceptable for use without qualification, except as noted below:

- All of the Table 3+ analytical results have been qualified J as estimated, and non-detect results qualified UJ indicating an estimated reporting limit, due to analysis which exceeded the laboratory established hold time. The result for Byproduct 5 in one sample was qualified J, and may be biased high, due to an MS RPR that exceeded criteria. See the Data Verification Module (DVM) Narrative Report for which samples were qualified, the specific reasons for qualification, and potential bias in reported results.

Attachments

The DVM Narrative report is attached. The lab report due to a large page count is stored on an AECOM network shared drive and is available to be posted on external shared drives, or on a flash drive.

Data Verification Module (DVM)

The DVM is an internal review process used by the ADQM group to assist with the determination of data usability. The electronic data deliverables received from the laboratory are loaded into the Locus EIM™ database and processed through a series of data quality checks, which are a combination of software (Locus EIM™ database Data Verification Module (DVM)) and manual reviewer evaluations. The data is evaluated against the following data usability checks:

- Field and laboratory blank contamination
- US EPA hold time criteria
- Missing Quality Control (QC) samples
- Matrix spike(MS)/matrix spike duplicate (MSD) recoveries and the relative percent differences (RPDs) between these spikes
- Laboratory control sample(LCS)/control sample duplicate (LCSD) recoveries and the RPD between these spikes
- Surrogate spike recoveries for organic analyses
- RPD between field duplicate sample pairs
- RPD between laboratory replicates for inorganic analyses
- Difference / percent difference between total and dissolved sample pairs.

There are two qualifier fields in EIM:

Lab Qualifier is the qualifier assigned by the lab and may not reflect the usability of the data. This qualifier may have many different meanings and can vary between labs and over time within the same lab. Please refer to the laboratory report for a description of the lab qualifiers. As they are lab descriptors they are not to be used when evaluating the data.

Validation Qualifier is the 3rd party formal validation qualifier if this was performed. Otherwise this field contains the qualifier resulting from the ADQM DVM review process. This qualifier assesses the usability of the data and may not equal the lab qualifier. The DVM applies the following data evaluation qualifiers to analysis results, as warranted:

Qualifier	Definition
B	Not detected substantially above the level reported in the laboratory or field blanks.
R	Unusable result. Analyte may or may not be present in the sample.
J	Analyte present. Reported value may not be accurate or precise.
UJ	Not detected. Reporting limit may not be accurate or precise.

The **Validation Status Code** field is set to “DVM” if the ADQM DVM process has been performed. If the DVM has not been run, the field will be blank.

If the DVM has been run (**Validation Status Code** equals “DVM”), use the **Validation Qualifier**.

DVM Narrative Report

Site: Fayetteville

Sampling

Additional Outfall Samples

Validation

LABSTATS

Validation Reason

The analysis hold time for this sample was exceeded. The reporting limit may be biased low.

Field Sample ID	Date Sample	Lab Sample	Analyte	Result	Unit	Typ	MDL	PQL	Validati on	Analytical Method	Pre-prep	Prep
EB3-053019	05/30/2019	280-124597-5	NVHOS	0.054	UG/L	PQL		0.054	UJ	Cl. Spec. Table 3 Compound SOP		PFAS_DI_Prep
EB3-053019	05/30/2019	280-124597-5	NVHOS	0.054	UG/L	PQL		0.054	UJ	Cl. Spec. Table 3 Compound SOP		PFAS_DI_Prep
EB3-053019	05/30/2019	280-124597-5	PES	0.046	UG/L	PQL		0.046	UJ	Cl. Spec. Table 3 Compound SOP		PFAS_DI_Prep
EB3-053019	05/30/2019	280-124597-5	PES	0.046	UG/L	PQL		0.046	UJ	Cl. Spec. Table 3 Compound SOP		PFAS_DI_Prep
EB3-053019	05/30/2019	280-124597-5	PMPA	0.57	UG/L	PQL		0.57	UJ	Cl. Spec. Table 3 Compound SOP		PFAS_DI_Prep
EB3-053019	05/30/2019	280-124597-5	PMPA	0.57	UG/L	PQL		0.57	UJ	Cl. Spec. Table 3 Compound SOP		PFAS_DI_Prep
EB3-053019	05/30/2019	280-124597-5	PFECA B	0.060	UG/L	PQL		0.060	UJ	Cl. Spec. Table 3 Compound SOP		PFAS_DI_Prep
EB3-053019	05/30/2019	280-124597-5	PFECA B	0.060	UG/L	PQL		0.060	UJ	Cl. Spec. Table 3 Compound SOP		PFAS_DI_Prep
EB3-053019	05/30/2019	280-124597-5	2-(N-ethyl perfluoro-1-octanesulfonamido)-ethanol	0.060	ug/L	PQL		0.060	UJ	Cl. Spec. Table 3 Compound SOP		PFAS_DI_Prep
EB3-053019	05/30/2019	280-124597-5	2-(N-ethyl perfluoro-1-octanesulfonamido)-ethanol	0.060	ug/L	PQL		0.060	UJ	Cl. Spec. Table 3 Compound SOP		PFAS_DI_Prep
EB3-053019	05/30/2019	280-124597-5	2-(N-methyl perfluoro-1-octanesulfonamido)-ethanol	0.11	ug/L	PQL		0.11	UJ	Cl. Spec. Table 3 Compound SOP		PFAS_DI_Prep
EB3-053019	05/30/2019	280-124597-5	2-(N-methyl perfluoro-1-octanesulfonamido)-ethanol	0.11	ug/L	PQL		0.11	UJ	Cl. Spec. Table 3 Compound SOP		PFAS_DI_Prep
EB3-053019	05/30/2019	280-124597-5	PEPA	0.047	UG/L	PQL		0.047	UJ	Cl. Spec. Table 3 Compound SOP		PFAS_DI_Prep
EB3-053019	05/30/2019	280-124597-5	PEPA	0.047	UG/L	PQL		0.047	UJ	Cl. Spec. Table 3 Compound SOP		PFAS_DI_Prep

Validation Reason

The analysis hold time for this sample was exceeded. The reporting limit may be biased low.

Field Sample ID	Date Sample	Lab Sample	Analyte	Result	Unit	Typ	MDL	PQL	Validation	Analytical Method	Pre-prep	Prep
EB3-053019	05/30/2019	280-124597-5	PFESA-BP1	0.027	UG/L	PQL		0.027	UJ	Cl. Spec. Table 3 Compound SOP		PFAS_DI_Prep
EB3-053019	05/30/2019	280-124597-5	PFESA-BP1	0.027	UG/L	PQL		0.027	UJ	Cl. Spec. Table 3 Compound SOP		PFAS_DI_Prep
EB3-053019	05/30/2019	280-124597-5	N-methyl perfluoro-1-octanesulfonamide	0.035	ug/L	PQL		0.035	UJ	Cl. Spec. Table 3 Compound SOP		PFAS_DI_Prep
EB3-053019	05/30/2019	280-124597-5	N-methyl perfluoro-1-octanesulfonamide	0.035	ug/L	PQL		0.035	UJ	Cl. Spec. Table 3 Compound SOP		PFAS_DI_Prep
EB3-053019	05/30/2019	280-124597-5	PFO2HxA	0.081	ug/L	PQL		0.081	UJ	Cl. Spec. Table 3 Compound SOP		PFAS_DI_Prep
EB3-053019	05/30/2019	280-124597-5	PFO2HxA	0.081	ug/L	PQL		0.081	UJ	Cl. Spec. Table 3 Compound SOP		PFAS_DI_Prep
EB3-053019	05/30/2019	280-124597-5	PFO3OA	0.058	ug/L	PQL		0.058	UJ	Cl. Spec. Table 3 Compound SOP		PFAS_DI_Prep
EB3-053019	05/30/2019	280-124597-5	PFO3OA	0.058	ug/L	PQL		0.058	UJ	Cl. Spec. Table 3 Compound SOP		PFAS_DI_Prep
EB3-053019	05/30/2019	280-124597-5	PFO4DA	0.079	ug/L	PQL		0.079	UJ	Cl. Spec. Table 3 Compound SOP		PFAS_DI_Prep
EB3-053019	05/30/2019	280-124597-5	PFO4DA	0.079	ug/L	PQL		0.079	UJ	Cl. Spec. Table 3 Compound SOP		PFAS_DI_Prep
EB3-053019	05/30/2019	280-124597-5	PFO5DA	0.034	ug/L	PQL		0.034	UJ	Cl. Spec. Table 3 Compound SOP		PFAS_DI_Prep
EB3-053019	05/30/2019	280-124597-5	PFO5DA	0.034	ug/L	PQL		0.034	UJ	Cl. Spec. Table 3 Compound SOP		PFAS_DI_Prep
EB3-053019	05/30/2019	280-124597-5	N-ethylperfluoro-1-octanesulfonamide	0.037	UG/L	PQL		0.037	UJ	Cl. Spec. Table 3 Compound SOP		PFAS_DI_Prep
EB3-053019	05/30/2019	280-124597-5	N-ethylperfluoro-1-octanesulfonamide	0.037	UG/L	PQL		0.037	UJ	Cl. Spec. Table 3 Compound SOP		PFAS_DI_Prep
EB3-053019	05/30/2019	280-124597-5	PFMOAA	0.21	ug/L	PQL		0.21	UJ	Cl. Spec. Table 3 Compound SOP		PFAS_DI_Prep
EB3-053019	05/30/2019	280-124597-5	PFMOAA	0.21	ug/L	PQL		0.21	UJ	Cl. Spec. Table 3 Compound SOP		PFAS_DI_Prep
EB3-053019	05/30/2019	280-124597-5	EVE Acid	0.024	UG/L	PQL		0.024	UJ	Cl. Spec. Table 3 Compound SOP		PFAS_DI_Prep

Validation Reason

The analysis hold time for this sample was exceeded. The reporting limit may be biased low.

Field Sample ID	Date Sample	Lab Sample	Analyte	Result	Unit	Typ	MDL	PQL	Validati on	Analytical Method	Pre-prep	Prep
EB3-053019	05/30/2019	280-124597-5	EVE Acid	0.024	UG/L	PQL		0.024	UJ	Cl. Spec. Table 3 Compound SOP		PFAS_DI_Prep
EB3-053019	05/30/2019	280-124597-5	PFESA-BP2	0.030	ug/L	PQL		0.030	UJ	Cl. Spec. Table 3 Compound SOP		PFAS_DI_Prep
EB3-053019	05/30/2019	280-124597-5	PFESA-BP2	0.030	ug/L	PQL		0.030	UJ	Cl. Spec. Table 3 Compound SOP		PFAS_DI_Prep
EB3-053019	05/30/2019	280-124597-5	Hydro-EVE Acid	0.028	UG/L	PQL		0.028	UJ	Cl. Spec. Table 3 Compound SOP		PFAS_DI_Prep
EB3-053019	05/30/2019	280-124597-5	Hydro-EVE Acid	0.028	UG/L	PQL		0.028	UJ	Cl. Spec. Table 3 Compound SOP		PFAS_DI_Prep
EB3-053019	05/30/2019	280-124597-5	PFECA-G	0.041	UG/L	PQL		0.041	UJ	Cl. Spec. Table 3 Compound SOP		PFAS_DI_Prep
EB3-053019	05/30/2019	280-124597-5	PFECA-G	0.041	UG/L	PQL		0.041	UJ	Cl. Spec. Table 3 Compound SOP		PFAS_DI_Prep
EB3-053019	05/30/2019	280-124597-5	Hfpo Dimer Acid (trial)	0.086	UG/L	PQL		0.086	UJ	Cl. Spec. Table 3 Compound SOP		PFAS_DI_Prep
EB3-053019	05/30/2019	280-124597-5	R-EVE	0.070	UG/L	PQL		0.070	UJ	Cl. Spec. Table 3 Compound SOP		PFAS_DI_Prep
EB3-053019	05/30/2019	280-124597-5	R-EVE	0.070	UG/L	PQL		0.070	UJ	Cl. Spec. Table 3 Compound SOP		PFAS_DI_Prep
EB3-053019	05/30/2019	280-124597-5	Byproduct 4	0.16	UG/L	PQL		0.16	UJ	Cl. Spec. Table 3 Compound SOP		PFAS_DI_Prep
EB3-053019	05/30/2019	280-124597-5	Byproduct 4	0.16	UG/L	PQL		0.16	UJ	Cl. Spec. Table 3 Compound SOP		PFAS_DI_Prep
EB3-053019	05/30/2019	280-124597-5	Byproduct 5	0.058	UG/L	PQL		0.058	UJ	Cl. Spec. Table 3 Compound SOP		PFAS_DI_Prep
EB3-053019	05/30/2019	280-124597-5	Byproduct 5	0.058	UG/L	PQL		0.058	UJ	Cl. Spec. Table 3 Compound SOP		PFAS_DI_Prep
EB3-053019	05/30/2019	280-124597-5	Byproduct 6	0.015	UG/L	PQL		0.015	UJ	Cl. Spec. Table 3 Compound SOP		PFAS_DI_Prep
EB3-053019	05/30/2019	280-124597-5	Byproduct 6	0.015	UG/L	PQL		0.015	UJ	Cl. Spec. Table 3 Compound SOP		PFAS_DI_Prep
FAY-DSTW-OUTFALL002-053019	05/30/2019	280-124597-3	PFECA B	0.060	UG/L	PQL		0.060	UJ	Cl. Spec. Table 3 Compound SOP		PFAS_DI_Prep

Validation Reason

The analysis hold time for this sample was exceeded. The reporting limit may be biased low.

Field Sample ID	Date Sample	Lab Sample	Analyte	Result	Unit	Typ	MDL	PQL	Validati on	Analytical Method	Pre-prep	Prep
FAY-DSTW- OUTFALL002-053019	05/30/2019	280-124597-3	PFECA B	0.060	UG/L	PQL		0.060	UJ	Cl. Spec. Table 3 Compound SOP		PFAS_DI_Prep
FAY-DSTW- OUTFALL002-053019	05/30/2019	280-124597-3	2-(N-ethyl perfluoro-1- octanesulfonamido)- ethanol	0.060	ug/L	PQL		0.060	UJ	Cl. Spec. Table 3 Compound SOP		PFAS_DI_Prep
FAY-DSTW- OUTFALL002-053019	05/30/2019	280-124597-3	2-(N-ethyl perfluoro-1- octanesulfonamido)- ethanol	0.060	ug/L	PQL		0.060	UJ	Cl. Spec. Table 3 Compound SOP		PFAS_DI_Prep
FAY-DSTW- OUTFALL002-053019	05/30/2019	280-124597-3	2-(N-methyl perfluoro- 1-octanesulfonamido)- ethanol	0.11	ug/L	PQL		0.11	UJ	Cl. Spec. Table 3 Compound SOP		PFAS_DI_Prep
FAY-DSTW- OUTFALL002-053019	05/30/2019	280-124597-3	2-(N-methyl perfluoro- 1-octanesulfonamido)- ethanol	0.11	ug/L	PQL		0.11	UJ	Cl. Spec. Table 3 Compound SOP		PFAS_DI_Prep
FAY-DSTW- OUTFALL002-053019	05/30/2019	280-124597-3	PEPA	0.047	UG/L	PQL		0.047	UJ	Cl. Spec. Table 3 Compound SOP		PFAS_DI_Prep
FAY-DSTW- OUTFALL002-053019	05/30/2019	280-124597-3	PEPA	0.047	UG/L	PQL		0.047	UJ	Cl. Spec. Table 3 Compound SOP		PFAS_DI_Prep
FAY-DSTW- OUTFALL002-053019	05/30/2019	280-124597-3	N-methyl perfluoro-1- octanesulfonamide	0.035	ug/L	PQL		0.035	UJ	Cl. Spec. Table 3 Compound SOP		PFAS_DI_Prep
FAY-DSTW- OUTFALL002-053019	05/30/2019	280-124597-3	N-methyl perfluoro-1- octanesulfonamide	0.035	ug/L	PQL		0.035	UJ	Cl. Spec. Table 3 Compound SOP		PFAS_DI_Prep
FAY-DSTW- OUTFALL002-053019	05/30/2019	280-124597-3	PES	0.046	UG/L	PQL		0.046	UJ	Cl. Spec. Table 3 Compound SOP		PFAS_DI_Prep
FAY-DSTW- OUTFALL002-053019	05/30/2019	280-124597-3	PES	0.046	UG/L	PQL		0.046	UJ	Cl. Spec. Table 3 Compound SOP		PFAS_DI_Prep
FAY-DSTW- OUTFALL002-053019	05/30/2019	280-124597-3	N-ethylperfluoro-1- octanesulfonamide	0.037	UG/L	PQL		0.037	UJ	Cl. Spec. Table 3 Compound SOP		PFAS_DI_Prep
FAY-DSTW- OUTFALL002-053019	05/30/2019	280-124597-3	N-ethylperfluoro-1- octanesulfonamide	0.037	UG/L	PQL		0.037	UJ	Cl. Spec. Table 3 Compound SOP		PFAS_DI_Prep
FAY-DSTW- OUTFALL002-053019	05/30/2019	280-124597-3	EVE Acid	0.024	UG/L	PQL		0.024	UJ	Cl. Spec. Table 3 Compound SOP		PFAS_DI_Prep
FAY-DSTW- OUTFALL002-053019	05/30/2019	280-124597-3	EVE Acid	0.024	UG/L	PQL		0.024	UJ	Cl. Spec. Table 3 Compound SOP		PFAS_DI_Prep

Validation Reason

The analysis hold time for this sample was exceeded. The reporting limit may be biased low.

Field Sample ID	Date Sample	Lab Sample	Analyte	Result	Unit	Typ	MDL	PQL	Validation	Analytical Method	Pre-prep	Prep
FAY-DSTW-OUTFALL002-053019	05/30/2019	280-124597-3	Hydro-EVE Acid	0.028	UG/L	PQL		0.028	UJ	Cl. Spec. Table 3 Compound SOP		PFAS_DI_Prep
FAY-DSTW-OUTFALL002-053019	05/30/2019	280-124597-3	Hydro-EVE Acid	0.028	UG/L	PQL		0.028	UJ	Cl. Spec. Table 3 Compound SOP		PFAS_DI_Prep
FAY-DSTW-OUTFALL002-053019	05/30/2019	280-124597-3	PFECA-G	0.041	UG/L	PQL		0.041	UJ	Cl. Spec. Table 3 Compound SOP		PFAS_DI_Prep
FAY-DSTW-OUTFALL002-053019	05/30/2019	280-124597-3	PFECA-G	0.041	UG/L	PQL		0.041	UJ	Cl. Spec. Table 3 Compound SOP		PFAS_DI_Prep
FAY-SW-20B-053019	05/30/2019	280-124597-2	PES	0.046	UG/L	PQL		0.046	UJ	Cl. Spec. Table 3 Compound SOP		PFAS_DI_Prep
FAY-SW-20B-053019	05/30/2019	280-124597-2	PES	0.046	UG/L	PQL		0.046	UJ	Cl. Spec. Table 3 Compound SOP		PFAS_DI_Prep
FAY-SW-20B-053019	05/30/2019	280-124597-2	PMPA	0.57	UG/L	PQL		0.57	UJ	Cl. Spec. Table 3 Compound SOP		PFAS_DI_Prep
FAY-SW-20B-053019	05/30/2019	280-124597-2	PMPA	0.57	UG/L	PQL		0.57	UJ	Cl. Spec. Table 3 Compound SOP		PFAS_DI_Prep
FAY-SW-20B-053019	05/30/2019	280-124597-2	PFECA B	0.060	UG/L	PQL		0.060	UJ	Cl. Spec. Table 3 Compound SOP		PFAS_DI_Prep
FAY-SW-20B-053019	05/30/2019	280-124597-2	PFECA B	0.060	UG/L	PQL		0.060	UJ	Cl. Spec. Table 3 Compound SOP		PFAS_DI_Prep
FAY-SW-20B-053019	05/30/2019	280-124597-2	2-(N-ethyl perfluoro-1-octanesulfonamido)-ethanol	0.060	ug/L	PQL		0.060	UJ	Cl. Spec. Table 3 Compound SOP		PFAS_DI_Prep
FAY-SW-20B-053019	05/30/2019	280-124597-2	2-(N-ethyl perfluoro-1-octanesulfonamido)-ethanol	0.060	ug/L	PQL		0.060	UJ	Cl. Spec. Table 3 Compound SOP		PFAS_DI_Prep
FAY-SW-20B-053019	05/30/2019	280-124597-2	2-(N-methyl perfluoro-1-octanesulfonamido)-ethanol	0.11	ug/L	PQL		0.11	UJ	Cl. Spec. Table 3 Compound SOP		PFAS_DI_Prep
FAY-SW-20B-053019	05/30/2019	280-124597-2	2-(N-methyl perfluoro-1-octanesulfonamido)-ethanol	0.11	ug/L	PQL		0.11	UJ	Cl. Spec. Table 3 Compound SOP		PFAS_DI_Prep
FAY-SW-20B-053019	05/30/2019	280-124597-2	PEPA	0.047	UG/L	PQL		0.047	UJ	Cl. Spec. Table 3 Compound SOP		PFAS_DI_Prep

Validation Reason

The analysis hold time for this sample was exceeded. The reporting limit may be biased low.

Field Sample ID	Date Sample	Lab Sample	Analyte	Result	Unit	Typ	MDL	PQL	Validation	Analytical Method	Pre-prep	Prep
FAY-SW-20B-053019	05/30/2019	280-124597-2	PEPA	0.047	UG/L	PQL		0.047	UJ	Cl. Spec. Table 3 Compound SOP		PFAS_DI_Prep
FAY-SW-20B-053019	05/30/2019	280-124597-2	PFESA-BP1	0.027	UG/L	PQL		0.027	UJ	Cl. Spec. Table 3 Compound SOP		PFAS_DI_Prep
FAY-SW-20B-053019	05/30/2019	280-124597-2	PFESA-BP1	0.027	UG/L	PQL		0.027	UJ	Cl. Spec. Table 3 Compound SOP		PFAS_DI_Prep
FAY-SW-20B-053019	05/30/2019	280-124597-2	N-methyl perfluoro-1-octanesulfonamide	0.035	ug/L	PQL		0.035	UJ	Cl. Spec. Table 3 Compound SOP		PFAS_DI_Prep
FAY-SW-20B-053019	05/30/2019	280-124597-2	N-methyl perfluoro-1-octanesulfonamide	0.035	ug/L	PQL		0.035	UJ	Cl. Spec. Table 3 Compound SOP		PFAS_DI_Prep
FAY-DSTW-OUTFALL002-053019	05/30/2019	280-124597-3	R-EVE	0.070	UG/L	PQL		0.070	UJ	Cl. Spec. Table 3 Compound SOP		PFAS_DI_Prep
FAY-DSTW-OUTFALL002-053019	05/30/2019	280-124597-3	R-EVE	0.070	UG/L	PQL		0.070	UJ	Cl. Spec. Table 3 Compound SOP		PFAS_DI_Prep
FAY-DSTW-OUTFALL002-053019	05/30/2019	280-124597-3	Byproduct 6	0.015	UG/L	PQL		0.015	UJ	Cl. Spec. Table 3 Compound SOP		PFAS_DI_Prep
FAY-DSTW-OUTFALL002-053019	05/30/2019	280-124597-3	Byproduct 6	0.015	UG/L	PQL		0.015	UJ	Cl. Spec. Table 3 Compound SOP		PFAS_DI_Prep
FAY-SW-20B-053019	05/30/2019	280-124597-2	N-ethylperfluoro-1-octanesulfonamide	0.037	UG/L	PQL		0.037	UJ	Cl. Spec. Table 3 Compound SOP		PFAS_DI_Prep
FAY-SW-20B-053019	05/30/2019	280-124597-2	N-ethylperfluoro-1-octanesulfonamide	0.037	UG/L	PQL		0.037	UJ	Cl. Spec. Table 3 Compound SOP		PFAS_DI_Prep
FAY-SW-20B-053019	05/30/2019	280-124597-2	EVE Acid	0.024	UG/L	PQL		0.024	UJ	Cl. Spec. Table 3 Compound SOP		PFAS_DI_Prep
FAY-SW-20B-053019	05/30/2019	280-124597-2	EVE Acid	0.024	UG/L	PQL		0.024	UJ	Cl. Spec. Table 3 Compound SOP		PFAS_DI_Prep
FAY-SW-20B-053019	05/30/2019	280-124597-2	Hydro-EVE Acid	0.028	UG/L	PQL		0.028	UJ	Cl. Spec. Table 3 Compound SOP		PFAS_DI_Prep
FAY-SW-20B-053019	05/30/2019	280-124597-2	Hydro-EVE Acid	0.028	UG/L	PQL		0.028	UJ	Cl. Spec. Table 3 Compound SOP		PFAS_DI_Prep
FAY-SW-20B-053019	05/30/2019	280-124597-2	PFECA-G	0.041	UG/L	PQL		0.041	UJ	Cl. Spec. Table 3 Compound SOP		PFAS_DI_Prep
FAY-SW-20B-053019	05/30/2019	280-124597-2	PFECA-G	0.041	UG/L	PQL		0.041	UJ	Cl. Spec. Table 3 Compound SOP		PFAS_DI_Prep

Validation Reason

The analysis hold time for this sample was exceeded. The reporting limit may be biased low.

Field Sample ID	Date Sample	Lab Sample	Analyte	Result	Unit	Typ	MDL	PQL	Validati on	Analytical Method	Pre-prep	Prep
FAY-SW-20B-053019	05/30/2019	280-124597-2	Hfpo Dimer Acid (trial)	0.086	UG/L	PQL		0.086	UJ	Cl. Spec. Table 3 Compound SOP		PFAS_DI_Prep
FAY-SW-20B-053019	05/30/2019	280-124597-2	R-EVE	0.070	UG/L	PQL		0.070	UJ	Cl. Spec. Table 3 Compound SOP		PFAS_DI_Prep
FAY-SW-20B-053019	05/30/2019	280-124597-2	R-EVE	0.070	UG/L	PQL		0.070	UJ	Cl. Spec. Table 3 Compound SOP		PFAS_DI_Prep
FAY-SW-20B-053019	05/30/2019	280-124597-2	Byproduct 6	0.015	UG/L	PQL		0.015	UJ	Cl. Spec. Table 3 Compound SOP		PFAS_DI_Prep
FAY-SW-20B-053019	05/30/2019	280-124597-2	Byproduct 6	0.015	UG/L	PQL		0.015	UJ	Cl. Spec. Table 3 Compound SOP		PFAS_DI_Prep
FAY-SW-20C-053019	05/30/2019	280-124597-1	PES	0.046	UG/L	PQL		0.046	UJ	Cl. Spec. Table 3 Compound SOP		PFAS_DI_Prep
FAY-SW-20C-053019	05/30/2019	280-124597-1	PES	0.046	UG/L	PQL		0.046	UJ	Cl. Spec. Table 3 Compound SOP		PFAS_DI_Prep
FAY-SW-20C-053019	05/30/2019	280-124597-1	PFECA B	0.060	UG/L	PQL		0.060	UJ	Cl. Spec. Table 3 Compound SOP		PFAS_DI_Prep
FAY-SW-20C-053019	05/30/2019	280-124597-1	PFECA B	0.060	UG/L	PQL		0.060	UJ	Cl. Spec. Table 3 Compound SOP		PFAS_DI_Prep
FAY-SW-20C-053019	05/30/2019	280-124597-1	2-(N-ethyl perfluoro-1-octanesulfonamido)-ethanol	0.060	ug/L	PQL		0.060	UJ	Cl. Spec. Table 3 Compound SOP		PFAS_DI_Prep
FAY-SW-20C-053019	05/30/2019	280-124597-1	2-(N-ethyl perfluoro-1-octanesulfonamido)-ethanol	0.060	ug/L	PQL		0.060	UJ	Cl. Spec. Table 3 Compound SOP		PFAS_DI_Prep
FAY-SW-20C-053019	05/30/2019	280-124597-1	2-(N-methyl perfluoro-1-octanesulfonamido)-ethanol	0.11	ug/L	PQL		0.11	UJ	Cl. Spec. Table 3 Compound SOP		PFAS_DI_Prep
FAY-SW-20C-053019	05/30/2019	280-124597-1	2-(N-methyl perfluoro-1-octanesulfonamido)-ethanol	0.11	ug/L	PQL		0.11	UJ	Cl. Spec. Table 3 Compound SOP		PFAS_DI_Prep
FAY-SW-20C-053019	05/30/2019	280-124597-1	PEPA	0.047	UG/L	PQL		0.047	UJ	Cl. Spec. Table 3 Compound SOP		PFAS_DI_Prep
FAY-SW-20C-053019	05/30/2019	280-124597-1	PEPA	0.047	UG/L	PQL		0.047	UJ	Cl. Spec. Table 3 Compound SOP		PFAS_DI_Prep

Validation Reason

The analysis hold time for this sample was exceeded. The reporting limit may be biased low.

Field Sample ID	Date Sample	Lab Sample	Analyte	Result	Unit	Typ	MDL	PQL	Validation	Analytical Method	Pre-prep	Prep
FAY-SW-20C-053019	05/30/2019	280-124597-1	N-methyl perfluoro-1-octanesulfonamide	0.035	ug/L	PQL		0.035	UJ	Cl. Spec. Table 3 Compound SOP		PFAS_DI_Prep
FAY-SW-20C-053019	05/30/2019	280-124597-1	N-methyl perfluoro-1-octanesulfonamide	0.035	ug/L	PQL		0.035	UJ	Cl. Spec. Table 3 Compound SOP		PFAS_DI_Prep
FAY-SW-20C-053019	05/30/2019	280-124597-1	N-ethylperfluoro-1-octanesulfonamide	0.037	UG/L	PQL		0.037	UJ	Cl. Spec. Table 3 Compound SOP		PFAS_DI_Prep
FAY-SW-20C-053019	05/30/2019	280-124597-1	N-ethylperfluoro-1-octanesulfonamide	0.037	UG/L	PQL		0.037	UJ	Cl. Spec. Table 3 Compound SOP		PFAS_DI_Prep
FAY-SW-20C-053019	05/30/2019	280-124597-1	EVE Acid	0.024	UG/L	PQL		0.024	UJ	Cl. Spec. Table 3 Compound SOP		PFAS_DI_Prep
FAY-SW-20C-053019	05/30/2019	280-124597-1	EVE Acid	0.024	UG/L	PQL		0.024	UJ	Cl. Spec. Table 3 Compound SOP		PFAS_DI_Prep
FAY-SW-20C-053019	05/30/2019	280-124597-1	Hydro-EVE Acid	0.028	UG/L	PQL		0.028	UJ	Cl. Spec. Table 3 Compound SOP		PFAS_DI_Prep
FAY-SW-20C-053019	05/30/2019	280-124597-1	Hydro-EVE Acid	0.028	UG/L	PQL		0.028	UJ	Cl. Spec. Table 3 Compound SOP		PFAS_DI_Prep
FAY-SW-20C-053019	05/30/2019	280-124597-1	PFECA-G	0.041	UG/L	PQL		0.041	UJ	Cl. Spec. Table 3 Compound SOP		PFAS_DI_Prep
FAY-SW-20C-053019	05/30/2019	280-124597-1	PFECA-G	0.041	UG/L	PQL		0.041	UJ	Cl. Spec. Table 3 Compound SOP		PFAS_DI_Prep
FAY-SW-20C-053019	05/30/2019	280-124597-1	Hfpo Dimer Acid (trial)	0.086	UG/L	PQL		0.086	UJ	Cl. Spec. Table 3 Compound SOP		PFAS_DI_Prep
FAY-SW-20C-053019	05/30/2019	280-124597-1	R-EVE	0.070	UG/L	PQL		0.070	UJ	Cl. Spec. Table 3 Compound SOP		PFAS_DI_Prep
FAY-SW-20C-053019	05/30/2019	280-124597-1	R-EVE	0.070	UG/L	PQL		0.070	UJ	Cl. Spec. Table 3 Compound SOP		PFAS_DI_Prep
FAY-SW-20D-053019	05/30/2019	280-124597-4	PES	0.046	UG/L	PQL		0.046	UJ	Cl. Spec. Table 3 Compound SOP		PFAS_DI_Prep
FAY-SW-20D-053019	05/30/2019	280-124597-4	PES	0.046	UG/L	PQL		0.046	UJ	Cl. Spec. Table 3 Compound SOP		PFAS_DI_Prep
FAY-SW-20D-053019	05/30/2019	280-124597-4	PMPA	0.57	UG/L	PQL		0.57	UJ	Cl. Spec. Table 3 Compound SOP		PFAS_DI_Prep
FAY-SW-20D-053019	05/30/2019	280-124597-4	PMPA	0.57	UG/L	PQL		0.57	UJ	Cl. Spec. Table 3 Compound SOP		PFAS_DI_Prep

Validation Reason

The analysis hold time for this sample was exceeded. The reporting limit may be biased low.

Field Sample ID	Date Sample	Lab Sample	Analyte	Result	Unit	Typ	MDL	PQL	Validation	Analytical Method	Pre-prep	Prep
FAY-SW-20D-053019	05/30/2019	280-124597-4	PFECA B	0.060	UG/L	PQL		0.060	UJ	Cl. Spec. Table 3 Compound SOP		PFAS_DI_Prep
FAY-SW-20D-053019	05/30/2019	280-124597-4	PFECA B	0.060	UG/L	PQL		0.060	UJ	Cl. Spec. Table 3 Compound SOP		PFAS_DI_Prep
FAY-SW-20D-053019	05/30/2019	280-124597-4	2-(N-ethyl perfluoro-1-octanesulfonamido)-ethanol	0.060	ug/L	PQL		0.060	UJ	Cl. Spec. Table 3 Compound SOP		PFAS_DI_Prep
FAY-SW-20D-053019	05/30/2019	280-124597-4	2-(N-ethyl perfluoro-1-octanesulfonamido)-ethanol	0.060	ug/L	PQL		0.060	UJ	Cl. Spec. Table 3 Compound SOP		PFAS_DI_Prep
FAY-SW-20D-053019	05/30/2019	280-124597-4	2-(N-methyl perfluoro-1-octanesulfonamido)-ethanol	0.11	ug/L	PQL		0.11	UJ	Cl. Spec. Table 3 Compound SOP		PFAS_DI_Prep
FAY-SW-20D-053019	05/30/2019	280-124597-4	2-(N-methyl perfluoro-1-octanesulfonamido)-ethanol	0.11	ug/L	PQL		0.11	UJ	Cl. Spec. Table 3 Compound SOP		PFAS_DI_Prep
FAY-SW-20D-053019	05/30/2019	280-124597-4	PEPA	0.047	UG/L	PQL		0.047	UJ	Cl. Spec. Table 3 Compound SOP		PFAS_DI_Prep
FAY-SW-20D-053019	05/30/2019	280-124597-4	PEPA	0.047	UG/L	PQL		0.047	UJ	Cl. Spec. Table 3 Compound SOP		PFAS_DI_Prep
FAY-SW-20D-053019	05/30/2019	280-124597-4	N-methyl perfluoro-1-octanesulfonamide	0.035	ug/L	PQL		0.035	UJ	Cl. Spec. Table 3 Compound SOP		PFAS_DI_Prep
FAY-SW-20D-053019	05/30/2019	280-124597-4	N-methyl perfluoro-1-octanesulfonamide	0.035	ug/L	PQL		0.035	UJ	Cl. Spec. Table 3 Compound SOP		PFAS_DI_Prep
FAY-SW-20C-053019	05/30/2019	280-124597-1	Byproduct 6	0.015	UG/L	PQL		0.015	UJ	Cl. Spec. Table 3 Compound SOP		PFAS_DI_Prep
FAY-SW-20C-053019	05/30/2019	280-124597-1	Byproduct 6	0.015	UG/L	PQL		0.015	UJ	Cl. Spec. Table 3 Compound SOP		PFAS_DI_Prep
FAY-SW-20D-053019	05/30/2019	280-124597-4	N-ethylperfluoro-1-octanesulfonamide	0.037	UG/L	PQL		0.037	UJ	Cl. Spec. Table 3 Compound SOP		PFAS_DI_Prep
FAY-SW-20D-053019	05/30/2019	280-124597-4	N-ethylperfluoro-1-octanesulfonamide	0.037	UG/L	PQL		0.037	UJ	Cl. Spec. Table 3 Compound SOP		PFAS_DI_Prep
FAY-SW-20D-053019	05/30/2019	280-124597-4	Hydro-EVE Acid	0.028	UG/L	PQL		0.028	UJ	Cl. Spec. Table 3 Compound SOP		PFAS_DI_Prep

Validation Reason

The analysis hold time for this sample was exceeded. The reporting limit may be biased low.

Field Sample ID	Date Sample	Lab Sample	Analyte	Result	Unit	Typ	MDL	PQL	Validation	Analytical Method	Pre-prep	Prep
FAY-SW-20D-053019	05/30/2019	280-124597-4	Hydro-EVE Acid	0.028	UG/L	PQL		0.028	UJ	Cl. Spec. Table 3 Compound SOP		PFAS_DI_Prep
FAY-SW-20D-053019	05/30/2019	280-124597-4	PFECA-G	0.041	UG/L	PQL		0.041	UJ	Cl. Spec. Table 3 Compound SOP		PFAS_DI_Prep
FAY-SW-20D-053019	05/30/2019	280-124597-4	PFECA-G	0.041	UG/L	PQL		0.041	UJ	Cl. Spec. Table 3 Compound SOP		PFAS_DI_Prep
FAY-SW-20D-053019	05/30/2019	280-124597-4	Hfpo Dimer Acid (trial)	0.086	UG/L	PQL		0.086	UJ	Cl. Spec. Table 3 Compound SOP		PFAS_DI_Prep
FAY-SW-20D-053019	05/30/2019	280-124597-4	R-EVE	0.070	UG/L	PQL		0.070	UJ	Cl. Spec. Table 3 Compound SOP		PFAS_DI_Prep
FAY-SW-20D-053019	05/30/2019	280-124597-4	R-EVE	0.070	UG/L	PQL		0.070	UJ	Cl. Spec. Table 3 Compound SOP		PFAS_DI_Prep
FAY-SW-DUP-053019	05/30/2019	280-124597-7	PES	0.046	UG/L	PQL		0.046	UJ	Cl. Spec. Table 3 Compound SOP		PFAS_DI_Prep
FAY-SW-DUP-053019	05/30/2019	280-124597-7	PES	0.046	UG/L	PQL		0.046	UJ	Cl. Spec. Table 3 Compound SOP		PFAS_DI_Prep
FAY-SW-DUP-053019	05/30/2019	280-124597-7	PMPA	0.57	UG/L	PQL		0.57	UJ	Cl. Spec. Table 3 Compound SOP		PFAS_DI_Prep
FAY-SW-DUP-053019	05/30/2019	280-124597-7	PMPA	0.57	UG/L	PQL		0.57	UJ	Cl. Spec. Table 3 Compound SOP		PFAS_DI_Prep
FAY-SW-DUP-053019	05/30/2019	280-124597-7	PFECA B	0.060	UG/L	PQL		0.060	UJ	Cl. Spec. Table 3 Compound SOP		PFAS_DI_Prep
FAY-SW-DUP-053019	05/30/2019	280-124597-7	PFECA B	0.060	UG/L	PQL		0.060	UJ	Cl. Spec. Table 3 Compound SOP		PFAS_DI_Prep
FAY-SW-DUP-053019	05/30/2019	280-124597-7	2-(N-ethyl perfluoro-1-octanesulfonamido)-ethanol	0.060	ug/L	PQL		0.060	UJ	Cl. Spec. Table 3 Compound SOP		PFAS_DI_Prep
FAY-SW-DUP-053019	05/30/2019	280-124597-7	2-(N-ethyl perfluoro-1-octanesulfonamido)-ethanol	0.060	ug/L	PQL		0.060	UJ	Cl. Spec. Table 3 Compound SOP		PFAS_DI_Prep
FAY-SW-DUP-053019	05/30/2019	280-124597-7	2-(N-methyl perfluoro-1-octanesulfonamido)-ethanol	0.11	ug/L	PQL		0.11	UJ	Cl. Spec. Table 3 Compound SOP		PFAS_DI_Prep
FAY-SW-DUP-053019	05/30/2019	280-124597-7	2-(N-methyl perfluoro-1-	0.11	ug/L	PQL		0.11	UJ	Cl. Spec. Table 3 Compound		PFAS_DI_Prep

Validation Reason

The analysis hold time for this sample was exceeded. The reporting limit may be biased low.

Field Sample ID	Date Sample	Lab Sample	Analyte	Result	Unit	Typ	MDL	PQL	Validation	Analytical Method SOP	Pre-prep	Prep
FAY-SW-DUP-053019	05/30/2019	280-124597-7	octanesulfonamido)-ethanol PEPA	0.047	UG/L	PQL		0.047	UJ	Cl. Spec. Table 3 Compound SOP		PFAS_DI_Prep
FAY-SW-DUP-053019	05/30/2019	280-124597-7	PEPA	0.047	UG/L	PQL		0.047	UJ	Cl. Spec. Table 3 Compound SOP		PFAS_DI_Prep
FAY-SW-DUP-053019	05/30/2019	280-124597-7	PFESA-BP1	0.027	UG/L	PQL		0.027	UJ	Cl. Spec. Table 3 Compound SOP		PFAS_DI_Prep
FAY-SW-DUP-053019	05/30/2019	280-124597-7	PFESA-BP1	0.027	UG/L	PQL		0.027	UJ	Cl. Spec. Table 3 Compound SOP		PFAS_DI_Prep
FAY-SW-DUP-053019	05/30/2019	280-124597-7	N-methyl perfluoro-1-octanesulfonamide	0.035	ug/L	PQL		0.035	UJ	Cl. Spec. Table 3 Compound SOP		PFAS_DI_Prep
FAY-SW-DUP-053019	05/30/2019	280-124597-7	N-methyl perfluoro-1-octanesulfonamide	0.035	ug/L	PQL		0.035	UJ	Cl. Spec. Table 3 Compound SOP		PFAS_DI_Prep
FAY-SW-20D-053019	05/30/2019	280-124597-4	EVE Acid	0.024	UG/L	PQL		0.024	UJ	Cl. Spec. Table 3 Compound SOP		PFAS_DI_Prep
FAY-SW-20D-053019	05/30/2019	280-124597-4	EVE Acid	0.024	UG/L	PQL		0.024	UJ	Cl. Spec. Table 3 Compound SOP		PFAS_DI_Prep
FAY-SW-20D-053019	05/30/2019	280-124597-4	Byproduct 6	0.015	UG/L	PQL		0.015	UJ	Cl. Spec. Table 3 Compound SOP		PFAS_DI_Prep
FAY-SW-20D-053019	05/30/2019	280-124597-4	Byproduct 6	0.015	UG/L	PQL		0.015	UJ	Cl. Spec. Table 3 Compound SOP		PFAS_DI_Prep
FAY-SW-DUP-053019	05/30/2019	280-124597-7	N-ethylperfluoro-1-octanesulfonamide	0.037	UG/L	PQL		0.037	UJ	Cl. Spec. Table 3 Compound SOP		PFAS_DI_Prep
FAY-SW-DUP-053019	05/30/2019	280-124597-7	N-ethylperfluoro-1-octanesulfonamide	0.037	UG/L	PQL		0.037	UJ	Cl. Spec. Table 3 Compound SOP		PFAS_DI_Prep
FAY-SW-DUP-053019	05/30/2019	280-124597-7	EVE Acid	0.024	UG/L	PQL		0.024	UJ	Cl. Spec. Table 3 Compound SOP		PFAS_DI_Prep
FAY-SW-DUP-053019	05/30/2019	280-124597-7	EVE Acid	0.024	UG/L	PQL		0.024	UJ	Cl. Spec. Table 3 Compound SOP		PFAS_DI_Prep
FAY-SW-DUP-053019	05/30/2019	280-124597-7	Hydro-EVE Acid	0.028	UG/L	PQL		0.028	UJ	Cl. Spec. Table 3 Compound SOP		PFAS_DI_Prep
FAY-SW-DUP-053019	05/30/2019	280-124597-7	Hydro-EVE Acid	0.028	UG/L	PQL		0.028	UJ	Cl. Spec. Table 3 Compound SOP		PFAS_DI_Prep

Validation Reason

The analysis hold time for this sample was exceeded. The reporting limit may be biased low.

Field Sample ID	Date Sample	Lab Sample	Analyte	Result	Unit	Typ	MDL	PQL	Validati on	Analytical Method	Pre-prep	Prep
FAY-SW-DUP-053019	05/30/2019	280-124597-7	PFECA-G	0.041	UG/L	PQL		0.041	UJ	Cl. Spec. Table 3 Compound SOP		PFAS_DI_Prep
FAY-SW-DUP-053019	05/30/2019	280-124597-7	PFECA-G	0.041	UG/L	PQL		0.041	UJ	Cl. Spec. Table 3 Compound SOP		PFAS_DI_Prep
FAY-SW-DUP-053019	05/30/2019	280-124597-7	Byproduct 6	0.015	UG/L	PQL		0.015	UJ	Cl. Spec. Table 3 Compound SOP		PFAS_DI_Prep
FAY-SW-DUP-053019	05/30/2019	280-124597-7	Byproduct 6	0.015	UG/L	PQL		0.015	UJ	Cl. Spec. Table 3 Compound SOP		PFAS_DI_Prep

Validation Reason

Associated MS and/or MSD analysis had relative percent recovery (RPR) values higher than the upper control limit. The reported result may be biased high.

Field Sample ID	Date Sample	Lab Sample	Analyte	Result	Unit	Typ	MDL	PQL	Validation	Analytical Method	Pre-prep	Prep
FAY-DSTW-OUTFALL002-053019	05/30/2019	280-124597-3	Byproduct 5	1.3	UG/L	PQL		0.058	J	Cl. Spec. Table 3 Compound SOP		PFAS_DI_Prep
FAY-DSTW-OUTFALL002-053019	05/30/2019	280-124597-3	Byproduct 5	1.4	UG/L	PQL		0.058	J	Cl. Spec. Table 3 Compound SOP		PFAS_DI_Prep

Validation Reason

The analysis hold time for this sample was exceeded. The reported result may be biased low.

Field Sample ID	Date Sample	Lab Sample	Analyte	Result	Unit	Typ	MDL	PQL	Validation	Analytical Method	Pre-prep	Prep
FAY-SW-DUP-053019	05/30/2019	280-124597-7	Hfpo Dimer Acid (trial)	0.12	UG/L	PQL		0.086	J	Cl. Spec. Table 3 Compound SOP		PFAS_DI_Prep
FAY-SW-DUP-053019	05/30/2019	280-124597-7	R-EVE	0.070	UG/L	PQL		0.070	J	Cl. Spec. Table 3 Compound SOP		PFAS_DI_Prep
FAY-SW-DUP-053019	05/30/2019	280-124597-7	R-EVE	0.087	UG/L	PQL		0.070	J	Cl. Spec. Table 3 Compound SOP		PFAS_DI_Prep
FAY-SW-DUP-053019	05/30/2019	280-124597-7	Byproduct 4	0.28	UG/L	PQL		0.16	J	Cl. Spec. Table 3 Compound SOP		PFAS_DI_Prep
FAY-SW-DUP-053019	05/30/2019	280-124597-7	Byproduct 4	0.3	UG/L	PQL		0.16	J	Cl. Spec. Table 3 Compound SOP		PFAS_DI_Prep
FAY-SW-DUP-053019	05/30/2019	280-124597-7	Byproduct 5	1.5	UG/L	PQL		0.058	J	Cl. Spec. Table 3 Compound SOP		PFAS_DI_Prep
FAY-SW-DUP-053019	05/30/2019	280-124597-7	Byproduct 5	1.6	UG/L	PQL		0.058	J	Cl. Spec. Table 3 Compound SOP		PFAS_DI_Prep
FAY-SW-DUP-053019	05/30/2019	280-124597-7	PFESA-BP2	0.20	ug/L	PQL		0.030	J	Cl. Spec. Table 3 Compound SOP		PFAS_DI_Prep
FAY-SW-DUP-053019	05/30/2019	280-124597-7	PFESA-BP2	0.21	ug/L	PQL		0.030	J	Cl. Spec. Table 3 Compound SOP		PFAS_DI_Prep
FAY-SW-DUP-053019	05/30/2019	280-124597-7	PFMOAA	2.5	ug/L	PQL		0.21	J	Cl. Spec. Table 3 Compound SOP		PFAS_DI_Prep
FAY-SW-DUP-053019	05/30/2019	280-124597-7	PFMOAA	2.7	ug/L	PQL		0.21	J	Cl. Spec. Table 3 Compound SOP		PFAS_DI_Prep
FAY-SW-DUP-053019	05/30/2019	280-124597-7	NVHOS	0.11	UG/L	PQL		0.054	J	Cl. Spec. Table 3 Compound SOP		PFAS_DI_Prep
FAY-SW-DUP-053019	05/30/2019	280-124597-7	NVHOS	0.12	UG/L	PQL		0.054	J	Cl. Spec. Table 3 Compound SOP		PFAS_DI_Prep
FAY-SW-20D-053019	05/30/2019	280-124597-4	PFESA-BP2	0.21	ug/L	PQL		0.030	J	Cl. Spec. Table 3 Compound SOP		PFAS_DI_Prep
FAY-SW-20D-053019	05/30/2019	280-124597-4	PFESA-BP2	0.21	ug/L	PQL		0.030	J	Cl. Spec. Table 3 Compound SOP		PFAS_DI_Prep
FAY-SW-DUP-053019	05/30/2019	280-124597-7	PFO2HxA	0.68	ug/L	PQL		0.081	J	Cl. Spec. Table 3 Compound SOP		PFAS_DI_Prep
FAY-SW-DUP-053019	05/30/2019	280-124597-7	PFO2HxA	0.7	ug/L	PQL		0.081	J	Cl. Spec. Table 3 Compound SOP		PFAS_DI_Prep

Validation Reason

The analysis hold time for this sample was exceeded. The reported result may be biased low.

Field Sample ID	Date Sample	Lab Sample	Analyte	Result Unit	Typ	MDL	PQL	Validation	Analytical Method	Pre-prep	Prep
FAY-SW-DUP-053019	05/30/2019	280-124597-7	PFO3OA	0.32 ug/L	PQL		0.058	J	Cl. Spec. Table 3 Compound SOP		PFAS_DI_Prep
FAY-SW-DUP-053019	05/30/2019	280-124597-7	PFO3OA	0.33 ug/L	PQL		0.058	J	Cl. Spec. Table 3 Compound SOP		PFAS_DI_Prep
FAY-SW-DUP-053019	05/30/2019	280-124597-7	PFO4DA	0.22 ug/L	PQL		0.079	J	Cl. Spec. Table 3 Compound SOP		PFAS_DI_Prep
FAY-SW-DUP-053019	05/30/2019	280-124597-7	PFO4DA	0.24 ug/L	PQL		0.079	J	Cl. Spec. Table 3 Compound SOP		PFAS_DI_Prep
FAY-SW-DUP-053019	05/30/2019	280-124597-7	PFO5DA	0.14 ug/L	PQL		0.034	J	Cl. Spec. Table 3 Compound SOP		PFAS_DI_Prep
FAY-SW-DUP-053019	05/30/2019	280-124597-7	PFO5DA	0.14 ug/L	PQL		0.034	J	Cl. Spec. Table 3 Compound SOP		PFAS_DI_Prep
FAY-SW-20D-053019	05/30/2019	280-124597-4	Byproduct 4	0.24 UG/L	PQL		0.16	J	Cl. Spec. Table 3 Compound SOP		PFAS_DI_Prep
FAY-SW-20D-053019	05/30/2019	280-124597-4	Byproduct 4	0.26 UG/L	PQL		0.16	J	Cl. Spec. Table 3 Compound SOP		PFAS_DI_Prep
FAY-SW-20D-053019	05/30/2019	280-124597-4	Byproduct 5	1.3 UG/L	PQL		0.058	J	Cl. Spec. Table 3 Compound SOP		PFAS_DI_Prep
FAY-SW-20D-053019	05/30/2019	280-124597-4	Byproduct 5	1.3 UG/L	PQL		0.058	J	Cl. Spec. Table 3 Compound SOP		PFAS_DI_Prep
FAY-SW-20D-053019	05/30/2019	280-124597-4	PFMOAA	2.6 ug/L	PQL		0.21	J	Cl. Spec. Table 3 Compound SOP		PFAS_DI_Prep
FAY-SW-20D-053019	05/30/2019	280-124597-4	PFMOAA	2.7 ug/L	PQL		0.21	J	Cl. Spec. Table 3 Compound SOP		PFAS_DI_Prep
FAY-SW-20D-053019	05/30/2019	280-124597-4	NVHOS	0.11 UG/L	PQL		0.054	J	Cl. Spec. Table 3 Compound SOP		PFAS_DI_Prep
FAY-SW-20D-053019	05/30/2019	280-124597-4	NVHOS	0.11 UG/L	PQL		0.054	J	Cl. Spec. Table 3 Compound SOP		PFAS_DI_Prep
FAY-SW-20D-053019	05/30/2019	280-124597-4	PFO2HxA	0.66 ug/L	PQL		0.081	J	Cl. Spec. Table 3 Compound SOP		PFAS_DI_Prep
FAY-SW-20D-053019	05/30/2019	280-124597-4	PFO2HxA	0.66 ug/L	PQL		0.081	J	Cl. Spec. Table 3 Compound SOP		PFAS_DI_Prep
FAY-SW-20D-053019	05/30/2019	280-124597-4	PFO3OA	0.32 ug/L	PQL		0.058	J	Cl. Spec. Table 3 Compound SOP		PFAS_DI_Prep

Validation Reason

The analysis hold time for this sample was exceeded. The reported result may be biased low.

Field Sample ID	Date Sample	Lab Sample	Analyte	Result Unit	Typ	MDL	PQL	Validation	Analytical Method	Pre-prep	Prep
FAY-SW-20D-053019	05/30/2019	280-124597-4	PFO3OA	0.32 ug/L	PQL		0.058	J	Cl. Spec. Table 3 Compound SOP		PFAS_DI_Prep
FAY-SW-20D-053019	05/30/2019	280-124597-4	PFO4DA	0.23 ug/L	PQL		0.079	J	Cl. Spec. Table 3 Compound SOP		PFAS_DI_Prep
FAY-SW-20D-053019	05/30/2019	280-124597-4	PFO4DA	0.24 ug/L	PQL		0.079	J	Cl. Spec. Table 3 Compound SOP		PFAS_DI_Prep
FAY-SW-20D-053019	05/30/2019	280-124597-4	PFO5DA	0.15 ug/L	PQL		0.034	J	Cl. Spec. Table 3 Compound SOP		PFAS_DI_Prep
FAY-SW-20D-053019	05/30/2019	280-124597-4	PFO5DA	0.15 ug/L	PQL		0.034	J	Cl. Spec. Table 3 Compound SOP		PFAS_DI_Prep
FAY-SW-20D-053019	05/30/2019	280-124597-4	PFESA-BP1	0.032 UG/L	PQL		0.027	J	Cl. Spec. Table 3 Compound SOP		PFAS_DI_Prep
FAY-SW-20D-053019	05/30/2019	280-124597-4	PFESA-BP1	0.036 UG/L	PQL		0.027	J	Cl. Spec. Table 3 Compound SOP		PFAS_DI_Prep
FAY-SW-20C-053019	05/30/2019	280-124597-1	Byproduct 4	0.22 UG/L	PQL		0.16	J	Cl. Spec. Table 3 Compound SOP		PFAS_DI_Prep
FAY-SW-20C-053019	05/30/2019	280-124597-1	Byproduct 4	0.23 UG/L	PQL		0.16	J	Cl. Spec. Table 3 Compound SOP		PFAS_DI_Prep
FAY-SW-20C-053019	05/30/2019	280-124597-1	Byproduct 5	1.7 UG/L	PQL		0.058	J	Cl. Spec. Table 3 Compound SOP		PFAS_DI_Prep
FAY-SW-20C-053019	05/30/2019	280-124597-1	Byproduct 5	1.7 UG/L	PQL		0.058	J	Cl. Spec. Table 3 Compound SOP		PFAS_DI_Prep
FAY-SW-20C-053019	05/30/2019	280-124597-1	PFESA-BP2	0.21 ug/L	PQL		0.030	J	Cl. Spec. Table 3 Compound SOP		PFAS_DI_Prep
FAY-SW-20C-053019	05/30/2019	280-124597-1	PFESA-BP2	0.2 ug/L	PQL		0.030	J	Cl. Spec. Table 3 Compound SOP		PFAS_DI_Prep
FAY-SW-20C-053019	05/30/2019	280-124597-1	PFMOAA	2.8 ug/L	PQL		0.21	J	Cl. Spec. Table 3 Compound SOP		PFAS_DI_Prep
FAY-SW-20C-053019	05/30/2019	280-124597-1	PFMOAA	2.8 ug/L	PQL		0.21	J	Cl. Spec. Table 3 Compound SOP		PFAS_DI_Prep
FAY-SW-20C-053019	05/30/2019	280-124597-1	PFO2HxA	0.68 ug/L	PQL		0.081	J	Cl. Spec. Table 3 Compound SOP		PFAS_DI_Prep
FAY-SW-20C-053019	05/30/2019	280-124597-1	PFO2HxA	0.67 ug/L	PQL		0.081	J	Cl. Spec. Table 3 Compound SOP		PFAS_DI_Prep

Validation Reason

The analysis hold time for this sample was exceeded. The reported result may be biased low.

Field Sample ID	Date Sample	Lab Sample	Analyte	Result Unit	Typ	MDL	PQL	Validation	Analytical Method	Pre-prep	Prep
FAY-SW-20C-053019	05/30/2019	280-124597-1	PFO3OA	0.34 ug/L	PQL		0.058	J	Cl. Spec. Table 3 Compound SOP		PFAS_DI_Prep
FAY-SW-20C-053019	05/30/2019	280-124597-1	PFO3OA	0.34 ug/L	PQL		0.058	J	Cl. Spec. Table 3 Compound SOP		PFAS_DI_Prep
FAY-SW-20C-053019	05/30/2019	280-124597-1	PFO4DA	0.25 ug/L	PQL		0.079	J	Cl. Spec. Table 3 Compound SOP		PFAS_DI_Prep
FAY-SW-20C-053019	05/30/2019	280-124597-1	PFO4DA	0.26 ug/L	PQL		0.079	J	Cl. Spec. Table 3 Compound SOP		PFAS_DI_Prep
FAY-SW-20C-053019	05/30/2019	280-124597-1	PFO5DA	0.16 ug/L	PQL		0.034	J	Cl. Spec. Table 3 Compound SOP		PFAS_DI_Prep
FAY-SW-20C-053019	05/30/2019	280-124597-1	PFO5DA	0.16 ug/L	PQL		0.034	J	Cl. Spec. Table 3 Compound SOP		PFAS_DI_Prep
FAY-SW-20C-053019	05/30/2019	280-124597-1	PFESA-BP1	0.036 UG/L	PQL		0.027	J	Cl. Spec. Table 3 Compound SOP		PFAS_DI_Prep
FAY-SW-20C-053019	05/30/2019	280-124597-1	PFESA-BP1	0.04 UG/L	PQL		0.027	J	Cl. Spec. Table 3 Compound SOP		PFAS_DI_Prep
FAY-SW-20C-053019	05/30/2019	280-124597-1	PMPA	0.57 UG/L	PQL		0.57	J	Cl. Spec. Table 3 Compound SOP		PFAS_DI_Prep
FAY-SW-20C-053019	05/30/2019	280-124597-1	PMPA	0.66 UG/L	PQL		0.57	J	Cl. Spec. Table 3 Compound SOP		PFAS_DI_Prep
FAY-SW-20C-053019	05/30/2019	280-124597-1	NVHOS	0.14 UG/L	PQL		0.054	J	Cl. Spec. Table 3 Compound SOP		PFAS_DI_Prep
FAY-SW-20C-053019	05/30/2019	280-124597-1	NVHOS	0.12 UG/L	PQL		0.054	J	Cl. Spec. Table 3 Compound SOP		PFAS_DI_Prep
FAY-SW-20B-053019	05/30/2019	280-124597-2	Byproduct 4	0.21 UG/L	PQL		0.16	J	Cl. Spec. Table 3 Compound SOP		PFAS_DI_Prep
FAY-SW-20B-053019	05/30/2019	280-124597-2	Byproduct 4	0.22 UG/L	PQL		0.16	J	Cl. Spec. Table 3 Compound SOP		PFAS_DI_Prep
FAY-SW-20B-053019	05/30/2019	280-124597-2	Byproduct 5	1.3 UG/L	PQL		0.058	J	Cl. Spec. Table 3 Compound SOP		PFAS_DI_Prep
FAY-SW-20B-053019	05/30/2019	280-124597-2	Byproduct 5	1.3 UG/L	PQL		0.058	J	Cl. Spec. Table 3 Compound SOP		PFAS_DI_Prep
FAY-SW-20B-053019	05/30/2019	280-124597-2	PFESA-BP2	0.20 ug/L	PQL		0.030	J	Cl. Spec. Table 3 Compound SOP		PFAS_DI_Prep

Validation Reason

The analysis hold time for this sample was exceeded. The reported result may be biased low.

Field Sample ID	Date Sample	Lab Sample	Analyte	Result Unit	Typ	MDL	PQL	Validation	Analytical Method	Pre-prep	Prep
FAY-SW-20B-053019	05/30/2019	280-124597-2	PFESA-BP2	0.19 ug/L	PQL		0.030	J	Cl. Spec. Table 3 Compound SOP		PFAS_DI_Prep
FAY-SW-20B-053019	05/30/2019	280-124597-2	PFMOAA	2.4 ug/L	PQL		0.21	J	Cl. Spec. Table 3 Compound SOP		PFAS_DI_Prep
FAY-SW-20B-053019	05/30/2019	280-124597-2	PFMOAA	2.4 ug/L	PQL		0.21	J	Cl. Spec. Table 3 Compound SOP		PFAS_DI_Prep
FAY-SW-20B-053019	05/30/2019	280-124597-2	NVHOS	0.11 UG/L	PQL		0.054	J	Cl. Spec. Table 3 Compound SOP		PFAS_DI_Prep
FAY-SW-20B-053019	05/30/2019	280-124597-2	NVHOS	0.11 UG/L	PQL		0.054	J	Cl. Spec. Table 3 Compound SOP		PFAS_DI_Prep
FAY-DSTW-OUTFALL002-053019	05/30/2019	280-124597-3	Byproduct 4	0.23 UG/L	PQL		0.16	J	Cl. Spec. Table 3 Compound SOP		PFAS_DI_Prep
FAY-DSTW-OUTFALL002-053019	05/30/2019	280-124597-3	Byproduct 4	0.28 UG/L	PQL		0.16	J	Cl. Spec. Table 3 Compound SOP		PFAS_DI_Prep
FAY-SW-20B-053019	05/30/2019	280-124597-2	PFO2HxA	0.64 ug/L	PQL		0.081	J	Cl. Spec. Table 3 Compound SOP		PFAS_DI_Prep
FAY-SW-20B-053019	05/30/2019	280-124597-2	PFO2HxA	0.66 ug/L	PQL		0.081	J	Cl. Spec. Table 3 Compound SOP		PFAS_DI_Prep
FAY-SW-20B-053019	05/30/2019	280-124597-2	PFO3OA	0.30 ug/L	PQL		0.058	J	Cl. Spec. Table 3 Compound SOP		PFAS_DI_Prep
FAY-SW-20B-053019	05/30/2019	280-124597-2	PFO3OA	0.29 ug/L	PQL		0.058	J	Cl. Spec. Table 3 Compound SOP		PFAS_DI_Prep
FAY-SW-20B-053019	05/30/2019	280-124597-2	PFO4DA	0.22 ug/L	PQL		0.079	J	Cl. Spec. Table 3 Compound SOP		PFAS_DI_Prep
FAY-SW-20B-053019	05/30/2019	280-124597-2	PFO4DA	0.23 ug/L	PQL		0.079	J	Cl. Spec. Table 3 Compound SOP		PFAS_DI_Prep
FAY-SW-20B-053019	05/30/2019	280-124597-2	PFO5DA	0.14 ug/L	PQL		0.034	J	Cl. Spec. Table 3 Compound SOP		PFAS_DI_Prep
FAY-SW-20B-053019	05/30/2019	280-124597-2	PFO5DA	0.14 ug/L	PQL		0.034	J	Cl. Spec. Table 3 Compound SOP		PFAS_DI_Prep
FAY-DSTW-OUTFALL002-053019	05/30/2019	280-124597-3	Hfpo Dimer Acid (trial)	0.11 UG/L	PQL		0.086	J	Cl. Spec. Table 3 Compound SOP		PFAS_DI_Prep
FAY-DSTW-OUTFALL002-053019	05/30/2019	280-124597-3	PFESA-BP2	0.19 ug/L	PQL		0.030	J	Cl. Spec. Table 3 Compound SOP		PFAS_DI_Prep

Validation Reason

The analysis hold time for this sample was exceeded. The reported result may be biased low.

Field Sample ID	Date Sample	Lab Sample	Analyte	Result Unit	Typ	MDL	PQL	Validation	Analytical Method	Pre-prep	Prep
FAY-DSTW-OUTFALL002-053019	05/30/2019	280-124597-3	PFESA-BP2	0.2 ug/L	PQL		0.030	J	Cl. Spec. Table 3 Compound SOP		PFAS_DI_Prep
FAY-DSTW-OUTFALL002-053019	05/30/2019	280-124597-3	PFMOAA	2.5 ug/L	PQL		0.21	J	Cl. Spec. Table 3 Compound SOP		PFAS_DI_Prep
FAY-DSTW-OUTFALL002-053019	05/30/2019	280-124597-3	PFMOAA	2.6 ug/L	PQL		0.21	J	Cl. Spec. Table 3 Compound SOP		PFAS_DI_Prep
FAY-DSTW-OUTFALL002-053019	05/30/2019	280-124597-3	PMPA	0.64 UG/L	PQL		0.57	J	Cl. Spec. Table 3 Compound SOP		PFAS_DI_Prep
FAY-DSTW-OUTFALL002-053019	05/30/2019	280-124597-3	PMPA	0.67 UG/L	PQL		0.57	J	Cl. Spec. Table 3 Compound SOP		PFAS_DI_Prep
FAY-DSTW-OUTFALL002-053019	05/30/2019	280-124597-3	PFO2HxA	0.64 ug/L	PQL		0.081	J	Cl. Spec. Table 3 Compound SOP		PFAS_DI_Prep
FAY-DSTW-OUTFALL002-053019	05/30/2019	280-124597-3	PFO2HxA	0.62 ug/L	PQL		0.081	J	Cl. Spec. Table 3 Compound SOP		PFAS_DI_Prep
FAY-DSTW-OUTFALL002-053019	05/30/2019	280-124597-3	PFO3OA	0.32 ug/L	PQL		0.058	J	Cl. Spec. Table 3 Compound SOP		PFAS_DI_Prep
FAY-DSTW-OUTFALL002-053019	05/30/2019	280-124597-3	PFO3OA	0.3 ug/L	PQL		0.058	J	Cl. Spec. Table 3 Compound SOP		PFAS_DI_Prep
FAY-DSTW-OUTFALL002-053019	05/30/2019	280-124597-3	PFO4DA	0.22 ug/L	PQL		0.079	J	Cl. Spec. Table 3 Compound SOP		PFAS_DI_Prep
FAY-DSTW-OUTFALL002-053019	05/30/2019	280-124597-3	PFO4DA	0.21 ug/L	PQL		0.079	J	Cl. Spec. Table 3 Compound SOP		PFAS_DI_Prep
FAY-DSTW-OUTFALL002-053019	05/30/2019	280-124597-3	PFO5DA	0.14 ug/L	PQL		0.034	J	Cl. Spec. Table 3 Compound SOP		PFAS_DI_Prep
FAY-DSTW-OUTFALL002-053019	05/30/2019	280-124597-3	PFO5DA	0.13 ug/L	PQL		0.034	J	Cl. Spec. Table 3 Compound SOP		PFAS_DI_Prep
FAY-DSTW-OUTFALL002-053019	05/30/2019	280-124597-3	PFESA-BP1	0.030 UG/L	PQL		0.027	J	Cl. Spec. Table 3 Compound SOP		PFAS_DI_Prep
FAY-DSTW-OUTFALL002-053019	05/30/2019	280-124597-3	PFESA-BP1	0.027 UG/L	PQL		0.027	J	Cl. Spec. Table 3 Compound SOP		PFAS_DI_Prep
FAY-DSTW-OUTFALL002-053019	05/30/2019	280-124597-3	NVHOS	0.10 UG/L	PQL		0.054	J	Cl. Spec. Table 3 Compound SOP		PFAS_DI_Prep
FAY-DSTW-OUTFALL002-053019	05/30/2019	280-124597-3	NVHOS	0.11 UG/L	PQL		0.054	J	Cl. Spec. Table 3 Compound SOP		PFAS_DI_Prep

ADQM DATA REVIEW NARRATIVE

Site Chemours FAY – Fayetteville

Project 2019 Sediment Sampling

Project Reviewer Michael Aucoin, AECOM as a Chemours contractor

Sampling Dates April 29 - 30, 2019
July 2 - 3, 2019
August 9, 2019

Analytical Protocol

<u>Laboratory</u>	<u>Analytical Method</u>	<u>Parameter(s)</u>
TestAmerica - Sacramento	537 Modified	PFAS ¹ , total and SPLP
TestAmerica - Sacramento	Cl. Spec. Table 3 Compound SOP	Table 3+ compounds, total and SPLP
TestAmerica - Burlington	ASTM D422-63	Grain Size
TestAmerica - Sacramento	ASTM D2216-90	Percent Moisture
TestAmerica - Sacramento	ASTM D2216-90	Percent Solids

¹ Perfluoroalkylsubstances, a list of 33 compounds including HFPO-DA, or HFPO-DA alone.

Sample Receipt

The following items are noted for this data set:

- All samples were received in satisfactory condition and within EPA temperature guidelines on:
May 2, 2019
July 9, 2019
August 13, 2019
- The density results reported for soil samples do not represent the in-place density of the soil. The soil was received in a disturbed state and was subsequently molded in the laboratory to an approximation of the field environment

Data Review

The electronic data submitted for this project was reviewed via the Data Verification Module (DVM) process.

Overall the data is acceptable for use without qualification, except as noted below:

- Non-detect results for R-EVE, Byproduct 4, and Byproduct 5 in some sediment samples were qualified R and should be considered to be unusable due to very poor matrix spike recoveries.
- Several analytical results have been qualified J as estimated, and non-detect results qualified UJ indicating an estimated reporting limit, due to poor recovery of a blank spike or matrix spike; sample preparation which exceeded the laboratory established hold time; and poor field duplicate or lab replicate precision. See the Data Verification Module (DVM) Narrative Report for which samples were qualified, the specific reasons for qualification, and potential bias in reported results.

Attachments

The DVM Narrative report is attached. The lab reports due to a large page count are stored on an AECOM network shared drive and are available to be posted on external shared drives, or on a flash drive.

Data Verification Module (DVM)

The DVM is an internal review process used by the ADQM group to assist with the determination of data usability. The electronic data deliverables received from the laboratory are loaded into the Locus EIM™ database and processed through a series of data quality checks, which are a combination of software (Locus EIM™ database Data Verification Module (DVM)) and manual reviewer evaluations. The data is evaluated against the following data usability checks:

- Field and laboratory blank contamination
- US EPA hold time criteria
- Missing Quality Control (QC) samples
- Matrix spike(MS)/matrix spike duplicate (MSD) recoveries and the relative percent differences (RPDs) between these spikes
- Laboratory control sample(LCS)/control sample duplicate (LCSD) recoveries and the RPD between these spikes
- Surrogate spike recoveries for organic analyses
- RPD between field duplicate sample pairs
- RPD between laboratory replicates for inorganic analyses
- Difference / percent difference between total and dissolved sample pairs.

There are two qualifier fields in EIM:

Lab Qualifier is the qualifier assigned by the lab and may not reflect the usability of the data. This qualifier may have many different meanings and can vary between labs and over time within the same lab. Please refer to the laboratory report for a description of the lab qualifiers. As they are lab descriptors they are not to be used when evaluating the data.

Validation Qualifier is the 3rd party formal validation qualifier if this was performed. Otherwise this field contains the qualifier resulting from the ADQM DVM review process. This qualifier assesses the usability of the data and may not equal the lab qualifier. The DVM applies the following data evaluation qualifiers to analysis results, as warranted:

Qualifier	Definition
B	Not detected substantially above the level reported in the laboratory or field blanks.
R	Unusable result. Analyte may or may not be present in the sample.
J	Analyte present. Reported value may not be accurate or precise.
UJ	Not detected. Reporting limit may not be accurate or precise.

The **Validation Status Code** field is set to “DVM” if the ADQM DVM process has been performed. If the DVM has not been run, the field will be blank.

If the DVM has been run (**Validation Status Code** equals “DVM”), use the **Validation Qualifier**.

DVM Narrative Report

Site: Fayetteville

Sampling Program: 2019 Sediment Sampling

Validation Options: LABSTATS

Validation Reason Associated MS and/or MSD analysis had relative percent recovery (RPR) values less than the data rejection level. The reported non-detect result is unusable.

Field Sample ID	Date	Sampled Lab Sample ID	Analyte	Result	Units	Type	MDL	PQL	Validation Qualifier	Analytical Method	Pre-prep	Prep
BASIN-SEDIMENT-PILE-1B	08/09/2019	320-53222-2	R-EVE	1.0	UG/KG	PQL		1.0	R	Cl. Spec. Table 3 Compound SOP		Shake_Bath_14D
BASIN-SEDIMENT-PILE-1B	08/09/2019	320-53222-2	R-EVE	1.0	UG/KG	PQL		1.0	R	Cl. Spec. Table 3 Compound SOP		Shake_Bath_14D
BASIN-SEDIMENT-PILE-1B	08/09/2019	320-53222-2	Byproduct 4	1.0	UG/KG	PQL		1.0	R	Cl. Spec. Table 3 Compound SOP		Shake_Bath_14D
BASIN-SEDIMENT-PILE-1B	08/09/2019	320-53222-2	Byproduct 4	1.0	UG/KG	PQL		1.0	R	Cl. Spec. Table 3 Compound SOP		Shake_Bath_14D
BASIN-SEDIMENT-PILE-1B	08/09/2019	320-53222-2	Byproduct 5	1.0	UG/KG	PQL		1.0	R	Cl. Spec. Table 3 Compound SOP		Shake_Bath_14D
BASIN-SEDIMENT-PILE-1B	08/09/2019	320-53222-2	Byproduct 5	1.0	UG/KG	PQL		1.0	R	Cl. Spec. Table 3 Compound SOP		Shake_Bath_14D
SS-SGSS-B-070219	07/02/2019	320-52074-2	R-EVE	1.0	UG/KG	PQL		1.0	R	Cl. Spec. Table 3 Compound SOP		Shake_Bath_14D
SS-SGSS-B-070219	07/02/2019	320-52074-2	R-EVE	1.0	UG/KG	PQL		1.0	R	Cl. Spec. Table 3 Compound SOP		Shake_Bath_14D
SS-SGSS-B-070219	07/02/2019	320-52074-2	Byproduct 4	1.0	UG/KG	PQL		1.0	R	Cl. Spec. Table 3 Compound SOP		Shake_Bath_14D
SS-SGSS-B-070219	07/02/2019	320-52074-2	Byproduct 4	1.0	UG/KG	PQL		1.0	R	Cl. Spec. Table 3 Compound SOP		Shake_Bath_14D
SS-SGSS-B-070219	07/02/2019	320-52074-2	Byproduct 5	1.0	UG/KG	PQL		1.0	R	Cl. Spec. Table 3 Compound SOP		Shake_Bath_14D
SS-SGSS-B-070219	07/02/2019	320-52074-2	Byproduct 5	1.0	UG/KG	PQL		1.0	R	Cl. Spec. Table 3 Compound SOP		Shake_Bath_14D
SS-SGSS-C-070219	07/02/2019	320-52074-3	R-EVE	1.0	UG/KG	PQL		1.0	R	Cl. Spec. Table 3 Compound SOP		Shake_Bath_14D
SS-SGSS-C-070219	07/02/2019	320-52074-3	R-EVE	1.2	UG/KG	PQL		1.2	R	Cl. Spec. Table 3 Compound SOP		Shake_Bath_14D
SS-SGSS-C-070219	07/02/2019	320-52074-3	Byproduct 5	1.0	UG/KG	PQL		1.0	R	Cl. Spec. Table 3 Compound SOP		Shake_Bath_14D
SS-SGSS-C-070219	07/02/2019	320-52074-3	Byproduct 5	1.2	UG/KG	PQL		1.2	R	Cl. Spec. Table 3 Compound SOP		Shake_Bath_14D

Validation Reason Associated MS and/or MSD analysis had relative percent recovery (RPR) values less than the data rejection level. The reported non-detect result is unusable.

Field Sample ID	Date Sampled	Lab Sample ID	Analyte	Result	Units	Type	MDL	PQL	Validation Qualifier	Analytical Method	Pre-prep	Prep
SS-SGSS-C-070219	07/02/2019	320-52074-3	Byproduct 4	1.0	UG/KG	PQL		1.0	R	Cl. Spec. Table 3 Compound SOP		Shake_Bath_14D
SS-SGSS-C-070219	07/02/2019	320-52074-3	Byproduct 4	1.2	UG/KG	PQL		1.2	R	Cl. Spec. Table 3 Compound SOP		Shake_Bath_14D
SS-SGSS-C-070219-D	07/02/2019	320-52074-4	R-EVE	1.0	UG/KG	PQL		1.0	R	Cl. Spec. Table 3 Compound SOP		Shake_Bath_14D
SS-SGSS-C-070219-D	07/02/2019	320-52074-4	R-EVE	1.0	UG/KG	PQL		1.0	R	Cl. Spec. Table 3 Compound SOP		Shake_Bath_14D
SS-SGSS-C-070219-D	07/02/2019	320-52074-4	Byproduct 4	1.0	UG/KG	PQL		1.0	R	Cl. Spec. Table 3 Compound SOP		Shake_Bath_14D
SS-SGSS-C-070219-D	07/02/2019	320-52074-4	Byproduct 4	1.0	UG/KG	PQL		1.0	R	Cl. Spec. Table 3 Compound SOP		Shake_Bath_14D
SS-SGSS-C-070219-D	07/02/2019	320-52074-4	Byproduct 5	1.0	UG/KG	PQL		1.0	R	Cl. Spec. Table 3 Compound SOP		Shake_Bath_14D
SS-SGSS-C-070219-D	07/02/2019	320-52074-4	Byproduct 5	1.0	UG/KG	PQL		1.0	R	Cl. Spec. Table 3 Compound SOP		Shake_Bath_14D
SS-SGSS-D-070219	07/02/2019	320-52074-5	R-EVE	1.0	UG/KG	PQL		1.0	R	Cl. Spec. Table 3 Compound SOP		Shake_Bath_14D
SS-SGSS-D-070219	07/02/2019	320-52074-5	R-EVE	1.0	UG/KG	PQL		1.0	R	Cl. Spec. Table 3 Compound SOP		Shake_Bath_14D
SS-SGSS-D-070219	07/02/2019	320-52074-5	Byproduct 4	1.0	UG/KG	PQL		1.0	R	Cl. Spec. Table 3 Compound SOP		Shake_Bath_14D
SS-SGSS-D-070219	07/02/2019	320-52074-5	Byproduct 4	1.0	UG/KG	PQL		1.0	R	Cl. Spec. Table 3 Compound SOP		Shake_Bath_14D
SS-SGSS-D-070219	07/02/2019	320-52074-5	Byproduct 5	1.0	UG/KG	PQL		1.0	R	Cl. Spec. Table 3 Compound SOP		Shake_Bath_14D
SS-SGSS-D-070219	07/02/2019	320-52074-5	Byproduct 5	1.0	UG/KG	PQL		1.0	R	Cl. Spec. Table 3 Compound SOP		Shake_Bath_14D
SS-SGSS-E-070219	07/02/2019	320-52074-6	R-EVE	1.0	UG/KG	PQL		1.0	R	Cl. Spec. Table 3 Compound SOP		Shake_Bath_14D
SS-SGSS-E-070219	07/02/2019	320-52074-6	R-EVE	1.0	UG/KG	PQL		1.0	R	Cl. Spec. Table 3 Compound SOP		Shake_Bath_14D
SS-SGSS-E-070219	07/02/2019	320-52074-6	Byproduct 4	1.0	UG/KG	PQL		1.0	R	Cl. Spec. Table 3 Compound		Shake_Bath_14D

Site: Fayetteville

Sampling Program: 2019 Sediment Sampling

Validation Options: LABSTATS

Validation Reason

Associated MS and/or MSD analysis had relative percent recovery (RPR) values less than the data rejection level. The reported non-detect result is unusable.

Field Sample ID	Date Sampled	Lab Sample ID	Analyte	Result	Units	Type	MDL	PQL	Validation Qualifier	Analytical Method	Pre-prep	Prep
SS-SGSS-E-070219	07/02/2019	320-52074-6	Byproduct 4	1.0	UG/KG	PQL		1.0	R	Cl. Spec. Table 3 Compound SOP		Shake_Bath_14D
SS-SGSS-E-070219	07/02/2019	320-52074-6	Byproduct 5	1.0	UG/KG	PQL		1.0	R	Cl. Spec. Table 3 Compound SOP		Shake_Bath_14D
SS-SGSS-E-070219	07/02/2019	320-52074-6	Byproduct 5	1.0	UG/KG	PQL		1.0	R	Cl. Spec. Table 3 Compound SOP		Shake_Bath_14D

Validation Reason

Associated MS and/or MSD analysis had relative percent recovery (RPR) values less than the lower control limit. The actual detection limits may be higher than reported.

Field Sample ID	Date Sampled	Lab Sample ID	Analyte	Result	Units	Type	MDL	PQL	Validation Qualifier	Analytical Method	Pre-prep	Prep
SS-SGSS-B-070219	07/02/2019	320-52074-2	Hydro-EVE Acid	1.0	UG/KG	PQL		1.0	UJ	Cl. Spec. Table 3 Compound SOP		Shake_Bath_14D
SS-SGSS-B-070219	07/02/2019	320-52074-2	Hydro-EVE Acid	1.0	UG/KG	PQL		1.0	UJ	Cl. Spec. Table 3 Compound SOP		Shake_Bath_14D
SD-DNSS-G-070319	07/03/2019	320-52076-5	Byproduct 5	1.0	UG/KG	PQL		1.0	UJ	Cl. Spec. Table 3 Compound SOP		Shake_Bath_14D
SS-SGSS-B-070219	07/02/2019	320-52074-2	PFO3OA	1.7	UG/KG	PQL		1.7	UJ	Cl. Spec. Table 3 Compound SOP		Shake_Bath_14D
SS-SGSS-B-070219	07/02/2019	320-52074-2	PFO3OA	1.7	UG/KG	PQL		1.7	UJ	Cl. Spec. Table 3 Compound SOP		Shake_Bath_14D
SS-SGSS-B-070219	07/02/2019	320-52074-2	PFO4DA	1.7	UG/KG	PQL		1.7	UJ	Cl. Spec. Table 3 Compound SOP		Shake_Bath_14D
SS-SGSS-B-070219	07/02/2019	320-52074-2	PFO4DA	1.7	UG/KG	PQL		1.7	UJ	Cl. Spec. Table 3 Compound SOP		Shake_Bath_14D
SS-SGSS-B-070219	07/02/2019	320-52074-2	PFO5DA	1.7	UG/KG	PQL		1.7	UJ	Cl. Spec. Table 3 Compound SOP		Shake_Bath_14D
SS-SGSS-B-070219	07/02/2019	320-52074-2	PFO5DA	1.7	UG/KG	PQL		1.7	UJ	Cl. Spec. Table 3 Compound SOP		Shake_Bath_14D
SS-SGSS-B-070219	07/02/2019	320-52074-2	PFMOAA	1.7	UG/KG	PQL		1.7	UJ	Cl. Spec. Table 3 Compound SOP		Shake_Bath_14D
SS-SGSS-B-070219	07/02/2019	320-52074-2	PFMOAA	1.7	UG/KG	PQL		1.7	UJ	Cl. Spec. Table 3 Compound SOP		Shake_Bath_14D
SS-SGSS-B-070219	07/02/2019	320-52074-2	EVE Acid	1.0	UG/KG	PQL		1.0	UJ	Cl. Spec. Table 3 Compound SOP		Shake_Bath_14D
SS-SGSS-B-070219	07/02/2019	320-52074-2	EVE Acid	1.0	UG/KG	PQL		1.0	UJ	Cl. Spec. Table 3 Compound SOP		Shake_Bath_14D
SS-SGSS-B-070219	07/02/2019	320-52074-2	PFECA-G	1.7	UG/KG	PQL		1.7	UJ	Cl. Spec. Table 3 Compound SOP		Shake_Bath_14D
SS-SGSS-B-070219	07/02/2019	320-52074-2	PFECA-G	1.7	UG/KG	PQL		1.7	UJ	Cl. Spec. Table 3 Compound SOP		Shake_Bath_14D
SD-DNSS-G-070319-D	07/03/2019	320-52076-6	Byproduct 4	1.0	UG/KG	PQL		1.0	UJ	Cl. Spec. Table 3 Compound SOP		Shake_Bath_14D

Validation Reason Associated MS and/or MSD analysis had relative percent recovery (RPR) values less than the lower control limit. The actual detection limits may be higher than reported.

Field Sample ID	Date Sampled	Lab Sample ID	Analyte	Result	Units	Type	MDL	PQL	Validation Qualifier	Analytical Method	Pre-prep	Prep
SD-DNSS-G-070319-D	07/03/2019	320-52076-6	Byproduct 4	1.0	UG/KG	PQL		1.0	UJ	Cl. Spec. Table 3 Compound SOP		Shake_Bath_14D
SD-DNSS-G-070319-D	07/03/2019	320-52076-6	Byproduct 5	1.0	UG/KG	PQL		1.0	UJ	Cl. Spec. Table 3 Compound SOP		Shake_Bath_14D
SD-DNSS-G-070319-D	07/03/2019	320-52076-6	Byproduct 5	1.0	UG/KG	PQL		1.0	UJ	Cl. Spec. Table 3 Compound SOP		Shake_Bath_14D
SS-SGSS-A-070219	07/02/2019	320-52074-1	R-EVE	1.6	UG/KG	PQL		1.6	UJ	Cl. Spec. Table 3 Compound SOP		Shake_Bath_14D
SS-SGSS-A-070219	07/02/2019	320-52074-1	R-EVE	1.7	UG/KG	PQL		1.7	UJ	Cl. Spec. Table 3 Compound SOP		Shake_Bath_14D
SS-SGSS-B-070219	07/02/2019	320-52074-2	PFECA B	1.0	UG/KG	PQL		1.0	UJ	Cl. Spec. Table 3 Compound SOP		Shake_Bath_14D
SS-SGSS-B-070219	07/02/2019	320-52074-2	PFECA B	1.0	UG/KG	PQL		1.0	UJ	Cl. Spec. Table 3 Compound SOP		Shake_Bath_14D
SS-SGSS-B-070219	07/02/2019	320-52074-2	PFO2HxA	1.7	UG/KG	PQL		1.7	UJ	Cl. Spec. Table 3 Compound SOP		Shake_Bath_14D
SS-SGSS-B-070219	07/02/2019	320-52074-2	PFO2HxA	1.7	UG/KG	PQL		1.7	UJ	Cl. Spec. Table 3 Compound SOP		Shake_Bath_14D
FAY-SED-SETP-01	04/29/2019	320-49863-2	R-EVE	1.2	UG/KG	PQL		1.8	UJ	Cl. Spec. Table 3 Compound SOP		Shake_Bath_14D
BASIN-SEDIMENT-PILE-1A	08/09/2019	320-53222-1	PFECA-G	1.0	UG/KG	PQL		1.0	UJ	Cl. Spec. Table 3 Compound SOP		Shake_Bath_14D
BASIN-SEDIMENT-PILE-1A	08/09/2019	320-53222-1	PFECA-G	1.0	UG/KG	PQL		1.0	UJ	Cl. Spec. Table 3 Compound SOP		Shake_Bath_14D
BASIN-SEDIMENT-PILE-1B	08/09/2019	320-53222-2	PFECA B	1.0	UG/KG	PQL		1.0	UJ	Cl. Spec. Table 3 Compound SOP		Shake_Bath_14D
BASIN-SEDIMENT-PILE-1B	08/09/2019	320-53222-2	PFECA B	1.0	UG/KG	PQL		1.0	UJ	Cl. Spec. Table 3 Compound SOP		Shake_Bath_14D
FAY-SED-SETP-01	04/29/2019	320-49863-2	N-ethylperfluoro-1-octanesulfonamide	1.2	UG/KG	PQL		1.8	UJ	Cl. Spec. Table 3 Compound SOP		Shake_Bath_14D
BASIN-SEDIMENT-PILE-1A	08/09/2019	320-53222-1	PFECA B	1.0	UG/KG	PQL		1.0	UJ	Cl. Spec. Table 3 Compound SOP		Shake_Bath_14D
BASIN-SEDIMENT-PILE-1A	08/09/2019	320-53222-1	PFECA B	1.0	UG/KG	PQL		1.0	UJ	Cl. Spec. Table 3 Compound		Shake_Bath_14D

Validation Reason Associated MS and/or MSD analysis had relative percent recovery (RPR) values less than the lower control limit. The actual detection limits may be higher than reported.

Field Sample ID	Date Sampled	Lab Sample ID	Analyte	Result	Units	Type	MDL	PQL	Validation Qualifier	Analytical Method SOP	Pre-prep	Prep
SD-DNSS-A-070219	07/02/2019	320-52076-3	PFO5DA	0.0020	UG/L	PQL		0.0020	UJ	Cl. Spec. Table 3 Compound SOP		PFAS_DI_Prep
BASIN-SEDIMENT-PILE-1B	08/09/2019	320-53222-2	PFECA-G	1.0	UG/KG	PQL		1.0	UJ	Cl. Spec. Table 3 Compound SOP		Shake_Bath_14D
BASIN-SEDIMENT-PILE-1B	08/09/2019	320-53222-2	PFECA-G	1.0	UG/KG	PQL		1.0	UJ	Cl. Spec. Table 3 Compound SOP		Shake_Bath_14D
SD-DNSS-G-070319	07/03/2019	320-52076-5	R-EVE	1.0	UG/KG	PQL		1.0	UJ	Cl. Spec. Table 3 Compound SOP		Shake_Bath_14D
SD-DNSS-G-070319	07/03/2019	320-52076-5	R-EVE	1.0	UG/KG	PQL		1.0	UJ	Cl. Spec. Table 3 Compound SOP		Shake_Bath_14D
SD-DNSS-G-070319	07/03/2019	320-52076-5	Byproduct 4	1.0	UG/KG	PQL		1.0	UJ	Cl. Spec. Table 3 Compound SOP		Shake_Bath_14D
SD-DNSS-G-070319	07/03/2019	320-52076-5	Byproduct 4	1.0	UG/KG	PQL		1.0	UJ	Cl. Spec. Table 3 Compound SOP		Shake_Bath_14D
SD-DNSS-G-070319-D	07/03/2019	320-52076-6	R-EVE	1.0	UG/KG	PQL		1.0	UJ	Cl. Spec. Table 3 Compound SOP		Shake_Bath_14D
SD-DNSS-G-070319-D	07/03/2019	320-52076-6	R-EVE	1.0	UG/KG	PQL		1.0	UJ	Cl. Spec. Table 3 Compound SOP		Shake_Bath_14D

Validation Reason

The preparation hold time for this sample was exceeded. The reporting limit may be biased low.

Field Sample ID	Date Sampled	Lab Sample ID	Analyte	Result	Units	Type	MDL	PQL	Validation Qualifier	Analytical Method	Pre-prep	Prep
SS-SGSS-E-070219	07/02/2019	320-52074-6	Byproduct 6	1.0	UG/KG	PQL		1.0	UJ	Cl. Spec. Table 3 Compound SOP		Shake_Bath_14D
SS-SGSS-E-070219	07/02/2019	320-52074-6	Byproduct 6	1.0	UG/KG	PQL		1.0	UJ	Cl. Spec. Table 3 Compound SOP		Shake_Bath_14D
SS-SGSS-E-070219	07/02/2019	320-52074-6	PFECA-G	1.8	UG/KG	PQL		1.8	UJ	Cl. Spec. Table 3 Compound SOP		Shake_Bath_14D
SS-SGSS-E-070219	07/02/2019	320-52074-6	PFECA-G	2.2	UG/KG	PQL		2.2	UJ	Cl. Spec. Table 3 Compound SOP		Shake_Bath_14D
SS-SGSS-E-070219	07/02/2019	320-52074-6	Hydro-EVE Acid	1.0	UG/KG	PQL		1.0	UJ	Cl. Spec. Table 3 Compound SOP		Shake_Bath_14D
SS-SGSS-E-070219	07/02/2019	320-52074-6	Hydro-EVE Acid	1.0	UG/KG	PQL		1.0	UJ	Cl. Spec. Table 3 Compound SOP		Shake_Bath_14D
SS-SGSS-D-070219	07/02/2019	320-52074-5	NEtPFOSA (trial)	1.0	UG/KG	PQL		1.0	UJ	Cl. Spec. Table 3 Compound SOP		Shake_Bath_14D
SS-SGSS-E-070219	07/02/2019	320-52074-6	NEtPFOSA (trial)	1.0	UG/KG	PQL		1.0	UJ	Cl. Spec. Table 3 Compound SOP		Shake_Bath_14D
SS-SGSS-D-070219	07/02/2019	320-52074-5	Hydro-EVE Acid	1.0	UG/KG	PQL		1.0	UJ	Cl. Spec. Table 3 Compound SOP		Shake_Bath_14D
SS-SGSS-D-070219	07/02/2019	320-52074-5	Hydro-EVE Acid	1.0	UG/KG	PQL		1.0	UJ	Cl. Spec. Table 3 Compound SOP		Shake_Bath_14D
SS-SGSS-D-070219	07/02/2019	320-52074-5	EVE Acid	1.0	UG/KG	PQL		1.0	UJ	Cl. Spec. Table 3 Compound SOP		Shake_Bath_14D
SS-SGSS-D-070219	07/02/2019	320-52074-5	EVE Acid	1.0	UG/KG	PQL		1.0	UJ	Cl. Spec. Table 3 Compound SOP		Shake_Bath_14D
SS-SGSS-D-070219	07/02/2019	320-52074-5	PFESA-BP2	1.6	UG/KG	PQL		1.6	UJ	Cl. Spec. Table 3 Compound SOP		Shake_Bath_14D
SS-SGSS-D-070219	07/02/2019	320-52074-5	PFESA-BP2	1.6	UG/KG	PQL		1.6	UJ	Cl. Spec. Table 3 Compound SOP		Shake_Bath_14D
SS-SGSS-D-070219	07/02/2019	320-52074-5	PFECA-G	1.6	UG/KG	PQL		1.6	UJ	Cl. Spec. Table 3 Compound SOP		Shake_Bath_14D
SS-SGSS-D-070219	07/02/2019	320-52074-5	PFECA-G	1.6	UG/KG	PQL		1.6	UJ	Cl. Spec. Table 3 Compound SOP		Shake_Bath_14D
SS-SGSS-D-070219	07/02/2019	320-52074-5	PES	1.0	UG/KG	PQL		1.0	UJ	Cl. Spec. Table 3 Compound SOP		Shake_Bath_14D

Validation Reason

The preparation hold time for this sample was exceeded. The reporting limit may be biased low.

Field Sample ID	Date Sampled	Lab Sample ID	Analyte	Result	Units	Type	MDL	PQL	Validation Qualifier	Analytical Method	Pre-prep	Prep
SS-SGSS-D-070219	07/02/2019	320-52074-5	PES	1.0	UG/KG	PQL		1.0	UJ	Cl. Spec. Table 3 Compound SOP		Shake_Bath_14D
SS-SGSS-D-070219	07/02/2019	320-52074-5	N-methyl perfluoro-1-octanesulfonamide	1.0	UG/KG	PQL		1.0	UJ	Cl. Spec. Table 3 Compound SOP		Shake_Bath_14D
SS-SGSS-D-070219	07/02/2019	320-52074-5	N-methyl perfluoro-1-octanesulfonamide	1.0	UG/KG	PQL		1.0	UJ	Cl. Spec. Table 3 Compound SOP		Shake_Bath_14D
SS-SGSS-D-070219	07/02/2019	320-52074-5	PFO4DA	1.6	UG/KG	PQL		1.6	UJ	Cl. Spec. Table 3 Compound SOP		Shake_Bath_14D
SS-SGSS-D-070219	07/02/2019	320-52074-5	PFO4DA	1.6	UG/KG	PQL		1.6	UJ	Cl. Spec. Table 3 Compound SOP		Shake_Bath_14D
SS-SGSS-D-070219	07/02/2019	320-52074-5	PFO3OA	1.6	UG/KG	PQL		1.6	UJ	Cl. Spec. Table 3 Compound SOP		Shake_Bath_14D
SS-SGSS-D-070219	07/02/2019	320-52074-5	PFO3OA	1.6	UG/KG	PQL		1.6	UJ	Cl. Spec. Table 3 Compound SOP		Shake_Bath_14D
SS-SGSS-D-070219	07/02/2019	320-52074-5	PFMOAA	1.6	UG/KG	PQL		1.6	UJ	Cl. Spec. Table 3 Compound SOP		Shake_Bath_14D
SS-SGSS-D-070219	07/02/2019	320-52074-5	PFMOAA	1.6	UG/KG	PQL		1.6	UJ	Cl. Spec. Table 3 Compound SOP		Shake_Bath_14D
SS-SGSS-E-070219	07/02/2019	320-52074-6	PFECA B	1.0	UG/KG	PQL		1.0	UJ	Cl. Spec. Table 3 Compound SOP		Shake_Bath_14D
SS-SGSS-E-070219	07/02/2019	320-52074-6	PFECA B	1.0	UG/KG	PQL		1.0	UJ	Cl. Spec. Table 3 Compound SOP		Shake_Bath_14D
SS-SGSS-E-070219	07/02/2019	320-52074-6	2-(N-ethyl perfluoro-1-octanesulfonamido)-ethanol	1.0	UG/KG	PQL		1.0	UJ	Cl. Spec. Table 3 Compound SOP		Shake_Bath_14D
SS-SGSS-E-070219	07/02/2019	320-52074-6	2-(N-ethyl perfluoro-1-octanesulfonamido)-ethanol	1.0	UG/KG	PQL		1.0	UJ	Cl. Spec. Table 3 Compound SOP		Shake_Bath_14D
SS-SGSS-E-070219	07/02/2019	320-52074-6	2-(N-methyl perfluoro-1-octanesulfonamido)-ethanol	1.0	UG/KG	PQL		1.0	UJ	Cl. Spec. Table 3 Compound SOP		Shake_Bath_14D
SS-SGSS-E-070219	07/02/2019	320-52074-6	2-(N-methyl perfluoro-1-octanesulfonamido)-ethanol	1.0	UG/KG	PQL		1.0	UJ	Cl. Spec. Table 3 Compound SOP		Shake_Bath_14D

Validation Reason

The preparation hold time for this sample was exceeded. The reporting limit may be biased low.

Field Sample ID	Date Sampled	Lab Sample ID	Analyte	Result	Units	Type	MDL	PQL	Validation Qualifier	Analytical Method	Pre-prep	Prep
SS-SGSS-E-070219	07/02/2019	320-52074-6	PEPA	1.8	UG/KG	PQL		1.8	UJ	Cl. Spec. Table 3 Compound SOP		Shake_Bath_14D
SS-SGSS-E-070219	07/02/2019	320-52074-6	PEPA	2.2	UG/KG	PQL		2.2	UJ	Cl. Spec. Table 3 Compound SOP		Shake_Bath_14D
SS-SGSS-D-070219	07/02/2019	320-52074-5	Byproduct 6	1.0	UG/KG	PQL		1.0	UJ	Cl. Spec. Table 3 Compound SOP		Shake_Bath_14D
SS-SGSS-D-070219	07/02/2019	320-52074-5	Byproduct 6	1.0	UG/KG	PQL		1.0	UJ	Cl. Spec. Table 3 Compound SOP		Shake_Bath_14D
SS-SGSS-E-070219	07/02/2019	320-52074-6	NVHOS	1.0	UG/KG	PQL		1.0	UJ	Cl. Spec. Table 3 Compound SOP		Shake_Bath_14D
SS-SGSS-E-070219	07/02/2019	320-52074-6	NVHOS	1.0	UG/KG	PQL		1.0	UJ	Cl. Spec. Table 3 Compound SOP		Shake_Bath_14D
SS-SGSS-E-070219	07/02/2019	320-52074-6	PES	1.0	UG/KG	PQL		1.0	UJ	Cl. Spec. Table 3 Compound SOP		Shake_Bath_14D
SS-SGSS-E-070219	07/02/2019	320-52074-6	PES	1.0	UG/KG	PQL		1.0	UJ	Cl. Spec. Table 3 Compound SOP		Shake_Bath_14D
SS-SGSS-E-070219	07/02/2019	320-52074-6	PMPA	2.2	UG/KG	PQL		2.2	UJ	Cl. Spec. Table 3 Compound SOP		Shake_Bath_14D
SS-SGSS-E-070219	07/02/2019	320-52074-6	PFESA-BP1	1.8	UG/KG	PQL		1.8	UJ	Cl. Spec. Table 3 Compound SOP		Shake_Bath_14D
SS-SGSS-E-070219	07/02/2019	320-52074-6	PFESA-BP1	2.2	UG/KG	PQL		2.2	UJ	Cl. Spec. Table 3 Compound SOP		Shake_Bath_14D
SS-SGSS-E-070219	07/02/2019	320-52074-6	N-methyl perfluoro-1-octanesulfonamide	1.0	UG/KG	PQL		1.0	UJ	Cl. Spec. Table 3 Compound SOP		Shake_Bath_14D
SS-SGSS-E-070219	07/02/2019	320-52074-6	N-methyl perfluoro-1-octanesulfonamide	1.0	UG/KG	PQL		1.0	UJ	Cl. Spec. Table 3 Compound SOP		Shake_Bath_14D
SS-SGSS-E-070219	07/02/2019	320-52074-6	PFO2HxA	1.8	UG/KG	PQL		1.8	UJ	Cl. Spec. Table 3 Compound SOP		Shake_Bath_14D
SS-SGSS-E-070219	07/02/2019	320-52074-6	PFO2HxA	2.2	UG/KG	PQL		2.2	UJ	Cl. Spec. Table 3 Compound SOP		Shake_Bath_14D
SS-SGSS-E-070219	07/02/2019	320-52074-6	PFO4DA	1.8	UG/KG	PQL		1.8	UJ	Cl. Spec. Table 3 Compound SOP		Shake_Bath_14D
SS-SGSS-E-070219	07/02/2019	320-52074-6	PFO4DA	2.2	UG/KG	PQL		2.2	UJ	Cl. Spec. Table 3 Compound SOP		Shake_Bath_14D

Validation Reason

The preparation hold time for this sample was exceeded. The reporting limit may be biased low.

Field Sample ID	Date Sampled	Lab Sample ID	Analyte	Result	Units	Type	MDL	PQL	Validation Qualifier	Analytical Method	Pre-prep	Prep
SS-SGSS-E-070219	07/02/2019	320-52074-6	PFO3OA	1.8	UG/KG	PQL		1.8	UJ	Cl. Spec. Table 3 Compound SOP		Shake_Bath_14D
SS-SGSS-E-070219	07/02/2019	320-52074-6	PFO3OA	2.2	UG/KG	PQL		2.2	UJ	Cl. Spec. Table 3 Compound SOP		Shake_Bath_14D
SS-SGSS-E-070219	07/02/2019	320-52074-6	PFMOAA	1.8	UG/KG	PQL		1.8	UJ	Cl. Spec. Table 3 Compound SOP		Shake_Bath_14D
SS-SGSS-E-070219	07/02/2019	320-52074-6	PFMOAA	2.2	UG/KG	PQL		2.2	UJ	Cl. Spec. Table 3 Compound SOP		Shake_Bath_14D
SS-SGSS-E-070219	07/02/2019	320-52074-6	EVE Acid	1.0	UG/KG	PQL		1.0	UJ	Cl. Spec. Table 3 Compound SOP		Shake_Bath_14D
SS-SGSS-E-070219	07/02/2019	320-52074-6	EVE Acid	1.0	UG/KG	PQL		1.0	UJ	Cl. Spec. Table 3 Compound SOP		Shake_Bath_14D
SS-SGSS-E-070219	07/02/2019	320-52074-6	PFESA-BP2	1.8	UG/KG	PQL		1.8	UJ	Cl. Spec. Table 3 Compound SOP		Shake_Bath_14D
SS-SGSS-E-070219	07/02/2019	320-52074-6	PFESA-BP2	2.2	UG/KG	PQL		2.2	UJ	Cl. Spec. Table 3 Compound SOP		Shake_Bath_14D
SS-SGSS-C-070219-D	07/02/2019	320-52074-4	Byproduct 6	1.0	UG/KG	PQL		1.0	UJ	Cl. Spec. Table 3 Compound SOP		Shake_Bath_14D
SS-SGSS-C-070219-D	07/02/2019	320-52074-4	Byproduct 6	1.0	UG/KG	PQL		1.0	UJ	Cl. Spec. Table 3 Compound SOP		Shake_Bath_14D
SS-SGSS-D-070219	07/02/2019	320-52074-5	NVHOS	1.0	UG/KG	PQL		1.0	UJ	Cl. Spec. Table 3 Compound SOP		Shake_Bath_14D
SS-SGSS-D-070219	07/02/2019	320-52074-5	NVHOS	1.0	UG/KG	PQL		1.0	UJ	Cl. Spec. Table 3 Compound SOP		Shake_Bath_14D
SS-SGSS-D-070219	07/02/2019	320-52074-5	PFECA B	1.0	UG/KG	PQL		1.0	UJ	Cl. Spec. Table 3 Compound SOP		Shake_Bath_14D
SS-SGSS-D-070219	07/02/2019	320-52074-5	PFECA B	1.0	UG/KG	PQL		1.0	UJ	Cl. Spec. Table 3 Compound SOP		Shake_Bath_14D
SS-SGSS-D-070219	07/02/2019	320-52074-5	2-(N-ethyl perfluoro-1-octanesulfonamido)-ethanol	1.0	UG/KG	PQL		1.0	UJ	Cl. Spec. Table 3 Compound SOP		Shake_Bath_14D
SS-SGSS-D-070219	07/02/2019	320-52074-5	2-(N-ethyl perfluoro-1-octanesulfonamido)-ethanol	1.0	UG/KG	PQL		1.0	UJ	Cl. Spec. Table 3 Compound SOP		Shake_Bath_14D

Validation Reason

The preparation hold time for this sample was exceeded. The reporting limit may be biased low.

Field Sample ID	Date Sampled	Lab Sample ID	Analyte	Result	Units	Type	MDL	PQL	Validation Qualifier	Analytical Method	Pre-prep	Prep
SS-SGSS-D-070219	07/02/2019	320-52074-5	2-(N-methyl perfluoro-1-octanesulfonamido)-ethanol	1.0	UG/KG	PQL		1.0	UJ	Cl. Spec. Table 3 Compound SOP		Shake_Bath_14D
SS-SGSS-D-070219	07/02/2019	320-52074-5	2-(N-methyl perfluoro-1-octanesulfonamido)-ethanol	1.0	UG/KG	PQL		1.0	UJ	Cl. Spec. Table 3 Compound SOP		Shake_Bath_14D
SS-SGSS-C-070219-D	07/02/2019	320-52074-4	PFO5DA	1.6	UG/KG	PQL		1.6	UJ	Cl. Spec. Table 3 Compound SOP		Shake_Bath_14D
SS-SGSS-C-070219-D	07/02/2019	320-52074-4	PFO5DA	2.4	UG/KG	PQL		2.4	UJ	Cl. Spec. Table 3 Compound SOP		Shake_Bath_14D
SS-SGSS-C-070219-D	07/02/2019	320-52074-4	PFMOAA	1.6	UG/KG	PQL		1.6	UJ	Cl. Spec. Table 3 Compound SOP		Shake_Bath_14D
SS-SGSS-C-070219-D	07/02/2019	320-52074-4	PFMOAA	2.4	UG/KG	PQL		2.4	UJ	Cl. Spec. Table 3 Compound SOP		Shake_Bath_14D
SS-SGSS-C-070219-D	07/02/2019	320-52074-4	EVE Acid	1.0	UG/KG	PQL		1.0	UJ	Cl. Spec. Table 3 Compound SOP		Shake_Bath_14D
SS-SGSS-C-070219-D	07/02/2019	320-52074-4	EVE Acid	1.0	UG/KG	PQL		1.0	UJ	Cl. Spec. Table 3 Compound SOP		Shake_Bath_14D
SS-SGSS-C-070219-D	07/02/2019	320-52074-4	PFESA-BP2	1.6	UG/KG	PQL		1.6	UJ	Cl. Spec. Table 3 Compound SOP		Shake_Bath_14D
SS-SGSS-C-070219-D	07/02/2019	320-52074-4	PFESA-BP2	2.4	UG/KG	PQL		2.4	UJ	Cl. Spec. Table 3 Compound SOP		Shake_Bath_14D
SS-SGSS-C-070219-D	07/02/2019	320-52074-4	PFECA-G	1.6	UG/KG	PQL		1.6	UJ	Cl. Spec. Table 3 Compound SOP		Shake_Bath_14D
SS-SGSS-C-070219-D	07/02/2019	320-52074-4	PFECA-G	2.4	UG/KG	PQL		2.4	UJ	Cl. Spec. Table 3 Compound SOP		Shake_Bath_14D
SS-SGSS-C-070219-D	07/02/2019	320-52074-4	Hydro-EVE Acid	1.0	UG/KG	PQL		1.0	UJ	Cl. Spec. Table 3 Compound SOP		Shake_Bath_14D
SS-SGSS-C-070219-D	07/02/2019	320-52074-4	Hydro-EVE Acid	1.0	UG/KG	PQL		1.0	UJ	Cl. Spec. Table 3 Compound SOP		Shake_Bath_14D
SS-SGSS-C-070219	07/02/2019	320-52074-3	NEtPFOSA (trial)	1.2	UG/KG	PQL		1.2	UJ	Cl. Spec. Table 3 Compound SOP		Shake_Bath_14D
SS-SGSS-C-070219-D	07/02/2019	320-52074-4	NEtPFOSA (trial)	1.0	UG/KG	PQL		1.0	UJ	Cl. Spec. Table 3 Compound SOP		Shake_Bath_14D

Validation Reason

The preparation hold time for this sample was exceeded. The reporting limit may be biased low.

Field Sample ID	Date Sampled	Lab Sample ID	Analyte	Result	Units	Type	MDL	PQL	Validation Qualifier	Analytical Method	Pre-prep	Prep
SS-SGSS-C-070219-D	07/02/2019	320-52074-4	PFESA-BP1	1.6	UG/KG	PQL		1.6	UJ	Cl. Spec. Table 3 Compound SOP		Shake_Bath_14D
SS-SGSS-C-070219-D	07/02/2019	320-52074-4	PFESA-BP1	2.4	UG/KG	PQL		2.4	UJ	Cl. Spec. Table 3 Compound SOP		Shake_Bath_14D
SS-SGSS-C-070219-D	07/02/2019	320-52074-4	PES	1.0	UG/KG	PQL		1.0	UJ	Cl. Spec. Table 3 Compound SOP		Shake_Bath_14D
SS-SGSS-C-070219-D	07/02/2019	320-52074-4	PES	1.0	UG/KG	PQL		1.0	UJ	Cl. Spec. Table 3 Compound SOP		Shake_Bath_14D
SS-SGSS-C-070219-D	07/02/2019	320-52074-4	N-methyl perfluoro-1-octanesulfonamide	1.0	UG/KG	PQL		1.0	UJ	Cl. Spec. Table 3 Compound SOP		Shake_Bath_14D
SS-SGSS-C-070219-D	07/02/2019	320-52074-4	N-methyl perfluoro-1-octanesulfonamide	1.0	UG/KG	PQL		1.0	UJ	Cl. Spec. Table 3 Compound SOP		Shake_Bath_14D
SS-SGSS-C-070219-D	07/02/2019	320-52074-4	PFO2HxA	1.6	UG/KG	PQL		1.6	UJ	Cl. Spec. Table 3 Compound SOP		Shake_Bath_14D
SS-SGSS-C-070219-D	07/02/2019	320-52074-4	PFO2HxA	2.4	UG/KG	PQL		2.4	UJ	Cl. Spec. Table 3 Compound SOP		Shake_Bath_14D
SS-SGSS-C-070219-D	07/02/2019	320-52074-4	PFO3OA	1.6	UG/KG	PQL		1.6	UJ	Cl. Spec. Table 3 Compound SOP		Shake_Bath_14D
SS-SGSS-C-070219-D	07/02/2019	320-52074-4	PFO3OA	2.4	UG/KG	PQL		2.4	UJ	Cl. Spec. Table 3 Compound SOP		Shake_Bath_14D
SS-SGSS-C-070219-D	07/02/2019	320-52074-4	PFO4DA	1.6	UG/KG	PQL		1.6	UJ	Cl. Spec. Table 3 Compound SOP		Shake_Bath_14D
SS-SGSS-C-070219-D	07/02/2019	320-52074-4	PFO4DA	2.4	UG/KG	PQL		2.4	UJ	Cl. Spec. Table 3 Compound SOP		Shake_Bath_14D
SS-SGSS-C-070219	07/02/2019	320-52074-3	Byproduct 6	1.0	UG/KG	PQL		1.0	UJ	Cl. Spec. Table 3 Compound SOP		Shake_Bath_14D
SS-SGSS-C-070219	07/02/2019	320-52074-3	Byproduct 6	1.2	UG/KG	PQL		1.2	UJ	Cl. Spec. Table 3 Compound SOP		Shake_Bath_14D
SS-SGSS-C-070219-D	07/02/2019	320-52074-4	NVHOS	1.0	UG/KG	PQL		1.0	UJ	Cl. Spec. Table 3 Compound SOP		Shake_Bath_14D
SS-SGSS-C-070219-D	07/02/2019	320-52074-4	NVHOS	1.0	UG/KG	PQL		1.0	UJ	Cl. Spec. Table 3 Compound SOP		Shake_Bath_14D
SS-SGSS-C-070219	07/02/2019	320-52074-3	Hydro-EVE Acid	1.0	UG/KG	PQL		1.0	UJ	Cl. Spec. Table 3 Compound SOP		Shake_Bath_14D

Validation Reason

The preparation hold time for this sample was exceeded. The reporting limit may be biased low.

Field Sample ID	Date Sampled	Lab Sample ID	Analyte	Result	Units	Type	MDL	PQL	Validation Qualifier	Analytical Method	Pre-prep	Prep
SS-SGSS-C-070219	07/02/2019	320-52074-3	Hydro-EVE Acid	1.2	UG/KG	PQL		1.2	UJ	Cl. Spec. Table 3 Compound SOP		Shake_Bath_14D
SS-SGSS-C-070219-D	07/02/2019	320-52074-4	PFECA B	1.0	UG/KG	PQL		1.0	UJ	Cl. Spec. Table 3 Compound SOP		Shake_Bath_14D
SS-SGSS-C-070219-D	07/02/2019	320-52074-4	PFECA B	1.0	UG/KG	PQL		1.0	UJ	Cl. Spec. Table 3 Compound SOP		Shake_Bath_14D
SS-SGSS-C-070219-D	07/02/2019	320-52074-4	2-(N-ethyl perfluoro-1-octanesulfonamido)-ethanol	1.0	UG/KG	PQL		1.0	UJ	Cl. Spec. Table 3 Compound SOP		Shake_Bath_14D
SS-SGSS-C-070219-D	07/02/2019	320-52074-4	2-(N-ethyl perfluoro-1-octanesulfonamido)-ethanol	1.0	UG/KG	PQL		1.0	UJ	Cl. Spec. Table 3 Compound SOP		Shake_Bath_14D
SS-SGSS-C-070219-D	07/02/2019	320-52074-4	2-(N-methyl perfluoro-1-octanesulfonamido)-ethanol	1.0	UG/KG	PQL		1.0	UJ	Cl. Spec. Table 3 Compound SOP		Shake_Bath_14D
SS-SGSS-C-070219-D	07/02/2019	320-52074-4	2-(N-methyl perfluoro-1-octanesulfonamido)-ethanol	1.0	UG/KG	PQL		1.0	UJ	Cl. Spec. Table 3 Compound SOP		Shake_Bath_14D
SS-SGSS-C-070219-D	07/02/2019	320-52074-4	PEPA	1.6	UG/KG	PQL		1.6	UJ	Cl. Spec. Table 3 Compound SOP		Shake_Bath_14D
SS-SGSS-C-070219-D	07/02/2019	320-52074-4	PEPA	2.4	UG/KG	PQL		2.4	UJ	Cl. Spec. Table 3 Compound SOP		Shake_Bath_14D
SS-SGSS-C-070219	07/02/2019	320-52074-3	PFESA-BP1	2.2	UG/KG	PQL		2.2	UJ	Cl. Spec. Table 3 Compound SOP		Shake_Bath_14D
SS-SGSS-C-070219	07/02/2019	320-52074-3	PFESA-BP1	3.0	UG/KG	PQL		3.0	UJ	Cl. Spec. Table 3 Compound SOP		Shake_Bath_14D
SS-SGSS-C-070219	07/02/2019	320-52074-3	N-methyl perfluoro-1-octanesulfonamide	1.0	UG/KG	PQL		1.0	UJ	Cl. Spec. Table 3 Compound SOP		Shake_Bath_14D
SS-SGSS-C-070219	07/02/2019	320-52074-3	N-methyl perfluoro-1-octanesulfonamide	1.2	UG/KG	PQL		1.2	UJ	Cl. Spec. Table 3 Compound SOP		Shake_Bath_14D
SS-SGSS-C-070219	07/02/2019	320-52074-3	PFO2HxA	2.2	UG/KG	PQL		2.2	UJ	Cl. Spec. Table 3 Compound SOP		Shake_Bath_14D
SS-SGSS-C-070219	07/02/2019	320-52074-3	PFO2HxA	3.0	UG/KG	PQL		3.0	UJ	Cl. Spec. Table 3 Compound SOP		Shake_Bath_14D

Validation Reason

The preparation hold time for this sample was exceeded. The reporting limit may be biased low.

Field Sample ID	Date Sampled	Lab Sample ID	Analyte	Result	Units	Type	MDL	PQL	Validation Qualifier	Analytical Method	Pre-prep	Prep
SS-SGSS-C-070219	07/02/2019	320-52074-3	PFECA B	1.0	UG/KG	PQL		1.0	UJ	Cl. Spec. Table 3 Compound SOP		Shake_Bath_14D
SS-SGSS-C-070219	07/02/2019	320-52074-3	PFECA B	1.2	UG/KG	PQL		1.2	UJ	Cl. Spec. Table 3 Compound SOP		Shake_Bath_14D
SS-SGSS-C-070219	07/02/2019	320-52074-3	2-(N-ethyl perfluoro-1-octanesulfonamido)-ethanol	1.0	UG/KG	PQL		1.0	UJ	Cl. Spec. Table 3 Compound SOP		Shake_Bath_14D
SS-SGSS-C-070219	07/02/2019	320-52074-3	2-(N-ethyl perfluoro-1-octanesulfonamido)-ethanol	1.2	UG/KG	PQL		1.2	UJ	Cl. Spec. Table 3 Compound SOP		Shake_Bath_14D
SS-SGSS-C-070219	07/02/2019	320-52074-3	2-(N-methyl perfluoro-1-octanesulfonamido)-ethanol	1.0	UG/KG	PQL		1.0	UJ	Cl. Spec. Table 3 Compound SOP		Shake_Bath_14D
SS-SGSS-C-070219	07/02/2019	320-52074-3	2-(N-methyl perfluoro-1-octanesulfonamido)-ethanol	1.2	UG/KG	PQL		1.2	UJ	Cl. Spec. Table 3 Compound SOP		Shake_Bath_14D
SS-SGSS-C-070219	07/02/2019	320-52074-3	PEPA	2.2	UG/KG	PQL		2.2	UJ	Cl. Spec. Table 3 Compound SOP		Shake_Bath_14D
SS-SGSS-C-070219	07/02/2019	320-52074-3	PEPA	3.0	UG/KG	PQL		3.0	UJ	Cl. Spec. Table 3 Compound SOP		Shake_Bath_14D
SS-SGSS-C-070219	07/02/2019	320-52074-3	PFO3OA	2.2	UG/KG	PQL		2.2	UJ	Cl. Spec. Table 3 Compound SOP		Shake_Bath_14D
SS-SGSS-C-070219	07/02/2019	320-52074-3	PFO3OA	3.0	UG/KG	PQL		3.0	UJ	Cl. Spec. Table 3 Compound SOP		Shake_Bath_14D
SS-SGSS-C-070219	07/02/2019	320-52074-3	PFO4DA	2.2	UG/KG	PQL		2.2	UJ	Cl. Spec. Table 3 Compound SOP		Shake_Bath_14D
SS-SGSS-C-070219	07/02/2019	320-52074-3	PFO4DA	3.0	UG/KG	PQL		3.0	UJ	Cl. Spec. Table 3 Compound SOP		Shake_Bath_14D
SS-SGSS-C-070219	07/02/2019	320-52074-3	PFO5DA	2.2	UG/KG	PQL		2.2	UJ	Cl. Spec. Table 3 Compound SOP		Shake_Bath_14D
SS-SGSS-C-070219	07/02/2019	320-52074-3	PFO5DA	3.0	UG/KG	PQL		3.0	UJ	Cl. Spec. Table 3 Compound SOP		Shake_Bath_14D
SS-SGSS-C-070219	07/02/2019	320-52074-3	PFMOAA	2.2	UG/KG	PQL		2.2	UJ	Cl. Spec. Table 3 Compound SOP		Shake_Bath_14D

Validation Reason

The preparation hold time for this sample was exceeded. The reporting limit may be biased low.

Field Sample ID	Date Sampled	Lab Sample ID	Analyte	Result	Units	Type	MDL	PQL	Validation Qualifier	Analytical Method	Pre-prep	Prep
SS-SGSS-C-070219	07/02/2019	320-52074-3	PFMOAA	3.0	UG/KG	PQL		3.0	UJ	Cl. Spec. Table 3 Compound SOP		Shake_Bath_14D
SS-SGSS-C-070219	07/02/2019	320-52074-3	EVE Acid	1.0	UG/KG	PQL		1.0	UJ	Cl. Spec. Table 3 Compound SOP		Shake_Bath_14D
SS-SGSS-C-070219	07/02/2019	320-52074-3	EVE Acid	1.2	UG/KG	PQL		1.2	UJ	Cl. Spec. Table 3 Compound SOP		Shake_Bath_14D
SS-SGSS-C-070219	07/02/2019	320-52074-3	PFESA-BP2	2.2	UG/KG	PQL		2.2	UJ	Cl. Spec. Table 3 Compound SOP		Shake_Bath_14D
SS-SGSS-C-070219	07/02/2019	320-52074-3	PFESA-BP2	3.0	UG/KG	PQL		3.0	UJ	Cl. Spec. Table 3 Compound SOP		Shake_Bath_14D
SS-SGSS-C-070219	07/02/2019	320-52074-3	PFECA-G	2.2	UG/KG	PQL		2.2	UJ	Cl. Spec. Table 3 Compound SOP		Shake_Bath_14D
SS-SGSS-C-070219	07/02/2019	320-52074-3	PFECA-G	3.0	UG/KG	PQL		3.0	UJ	Cl. Spec. Table 3 Compound SOP		Shake_Bath_14D
SS-SGSS-B-070219	07/02/2019	320-52074-2	NEtPFOSA (trial)	1.0	UG/KG	PQL		1.0	UJ	Cl. Spec. Table 3 Compound SOP		Shake_Bath_14D
SS-SGSS-B-070219	07/02/2019	320-52074-2	Byproduct 6	1.0	UG/KG	PQL		1.0	UJ	Cl. Spec. Table 3 Compound SOP		Shake_Bath_14D
SS-SGSS-B-070219	07/02/2019	320-52074-2	Byproduct 6	1.0	UG/KG	PQL		1.0	UJ	Cl. Spec. Table 3 Compound SOP		Shake_Bath_14D
SS-SGSS-C-070219	07/02/2019	320-52074-3	NVHOS	1.0	UG/KG	PQL		1.0	UJ	Cl. Spec. Table 3 Compound SOP		Shake_Bath_14D
SS-SGSS-C-070219	07/02/2019	320-52074-3	NVHOS	1.2	UG/KG	PQL		1.2	UJ	Cl. Spec. Table 3 Compound SOP		Shake_Bath_14D
SS-SGSS-C-070219	07/02/2019	320-52074-3	PES	1.0	UG/KG	PQL		1.0	UJ	Cl. Spec. Table 3 Compound SOP		Shake_Bath_14D
SS-SGSS-C-070219	07/02/2019	320-52074-3	PES	1.2	UG/KG	PQL		1.2	UJ	Cl. Spec. Table 3 Compound SOP		Shake_Bath_14D
SS-SGSS-B-070219	07/02/2019	320-52074-2	PFESA-BP2	1.7	UG/KG	PQL		1.7	UJ	Cl. Spec. Table 3 Compound SOP		Shake_Bath_14D
SS-SGSS-B-070219	07/02/2019	320-52074-2	PFESA-BP2	1.7	UG/KG	PQL		1.7	UJ	Cl. Spec. Table 3 Compound SOP		Shake_Bath_14D
SD-DNSS-G-070319-D	07/03/2019	320-52076-6	Byproduct 6	1.0	UG/KG	PQL		1.0	UJ	Cl. Spec. Table 3 Compound SOP		Shake_Bath_14D

Validation Reason

The preparation hold time for this sample was exceeded. The reporting limit may be biased low.

Field Sample ID	Date Sampled	Lab Sample ID	Analyte	Result	Units	Type	MDL	PQL	Validation Qualifier	Analytical Method	Pre-prep	Prep
SD-DNSS-G-070319-D	07/03/2019	320-52076-6	Byproduct 6	1.0	UG/KG	PQL		1.0	UJ	Cl. Spec. Table 3 Compound SOP		Shake_Bath_14D
SS-SGSS-A-070219	07/02/2019	320-52074-1	NVHOS	1.6	UG/KG	PQL		1.6	UJ	Cl. Spec. Table 3 Compound SOP		Shake_Bath_14D
SS-SGSS-A-070219	07/02/2019	320-52074-1	NVHOS	1.7	UG/KG	PQL		1.7	UJ	Cl. Spec. Table 3 Compound SOP		Shake_Bath_14D
SS-SGSS-A-070219	07/02/2019	320-52074-1	PFECA B	1.6	UG/KG	PQL		1.6	UJ	Cl. Spec. Table 3 Compound SOP		Shake_Bath_14D
SS-SGSS-A-070219	07/02/2019	320-52074-1	PFECA B	1.7	UG/KG	PQL		1.7	UJ	Cl. Spec. Table 3 Compound SOP		Shake_Bath_14D
SS-SGSS-A-070219	07/02/2019	320-52074-1	2-(N-ethyl perfluoro-1-octanesulfonamido)-ethanol	1.6	UG/KG	PQL		1.6	UJ	Cl. Spec. Table 3 Compound SOP		Shake_Bath_14D
SS-SGSS-A-070219	07/02/2019	320-52074-1	2-(N-ethyl perfluoro-1-octanesulfonamido)-ethanol	1.7	UG/KG	PQL		1.7	UJ	Cl. Spec. Table 3 Compound SOP		Shake_Bath_14D
SS-SGSS-A-070219	07/02/2019	320-52074-1	2-(N-methyl perfluoro-1-octanesulfonamido)-ethanol	1.6	UG/KG	PQL		1.6	UJ	Cl. Spec. Table 3 Compound SOP		Shake_Bath_14D
SS-SGSS-A-070219	07/02/2019	320-52074-1	2-(N-methyl perfluoro-1-octanesulfonamido)-ethanol	1.7	UG/KG	PQL		1.7	UJ	Cl. Spec. Table 3 Compound SOP		Shake_Bath_14D
SS-SGSS-A-070219	07/02/2019	320-52074-1	N-methyl perfluoro-1-octanesulfonamide	1.6	UG/KG	PQL		1.6	UJ	Cl. Spec. Table 3 Compound SOP		Shake_Bath_14D
SS-SGSS-A-070219	07/02/2019	320-52074-1	N-methyl perfluoro-1-octanesulfonamide	1.7	UG/KG	PQL		1.7	UJ	Cl. Spec. Table 3 Compound SOP		Shake_Bath_14D
SS-SGSS-A-070219	07/02/2019	320-52074-1	PES	1.6	UG/KG	PQL		1.6	UJ	Cl. Spec. Table 3 Compound SOP		Shake_Bath_14D
SS-SGSS-A-070219	07/02/2019	320-52074-1	PES	1.7	UG/KG	PQL		1.7	UJ	Cl. Spec. Table 3 Compound SOP		Shake_Bath_14D
SS-SGSS-A-070219	07/02/2019	320-52074-1	EVE Acid	1.6	UG/KG	PQL		1.6	UJ	Cl. Spec. Table 3 Compound SOP		Shake_Bath_14D
SS-SGSS-A-070219	07/02/2019	320-52074-1	EVE Acid	1.7	UG/KG	PQL		1.7	UJ	Cl. Spec. Table 3 Compound SOP		Shake_Bath_14D

Validation Reason

The preparation hold time for this sample was exceeded. The reporting limit may be biased low.

Field Sample ID	Date Sampled	Lab Sample ID	Analyte	Result	Units	Type	MDL	PQL	Validation Qualifier	Analytical Method	Pre-prep	Prep
SS-SGSS-A-070219	07/02/2019	320-52074-1	PFESA-BP2	4.1	UG/KG	PQL		4.1	UJ	Cl. Spec. Table 3 Compound SOP		Shake_Bath_14D
SS-SGSS-A-070219	07/02/2019	320-52074-1	PFESA-BP2	4.4	UG/KG	PQL		4.4	UJ	Cl. Spec. Table 3 Compound SOP		Shake_Bath_14D
SS-SGSS-A-070219	07/02/2019	320-52074-1	PFECA-G	4.1	UG/KG	PQL		4.1	UJ	Cl. Spec. Table 3 Compound SOP		Shake_Bath_14D
SS-SGSS-A-070219	07/02/2019	320-52074-1	PFECA-G	4.4	UG/KG	PQL		4.4	UJ	Cl. Spec. Table 3 Compound SOP		Shake_Bath_14D
SS-SGSS-A-070219	07/02/2019	320-52074-1	NEtPFOSA (trial)	1.7	UG/KG	PQL		1.7	UJ	Cl. Spec. Table 3 Compound SOP		Shake_Bath_14D
SS-SGSS-A-070219	07/02/2019	320-52074-1	Hydro-EVE Acid	1.6	UG/KG	PQL		1.6	UJ	Cl. Spec. Table 3 Compound SOP		Shake_Bath_14D
SS-SGSS-A-070219	07/02/2019	320-52074-1	Hydro-EVE Acid	1.7	UG/KG	PQL		1.7	UJ	Cl. Spec. Table 3 Compound SOP		Shake_Bath_14D
SS-SGSS-A-070219	07/02/2019	320-52074-1	Byproduct 6	1.6	UG/KG	PQL		1.6	UJ	Cl. Spec. Table 3 Compound SOP		Shake_Bath_14D
SS-SGSS-A-070219	07/02/2019	320-52074-1	Byproduct 6	1.7	UG/KG	PQL		1.7	UJ	Cl. Spec. Table 3 Compound SOP		Shake_Bath_14D
SS-SGSS-B-070219	07/02/2019	320-52074-2	PES	1.0	UG/KG	PQL		1.0	UJ	Cl. Spec. Table 3 Compound SOP		Shake_Bath_14D
SS-SGSS-B-070219	07/02/2019	320-52074-2	PES	1.0	UG/KG	PQL		1.0	UJ	Cl. Spec. Table 3 Compound SOP		Shake_Bath_14D
SS-SGSS-B-070219	07/02/2019	320-52074-2	2-(N-ethyl perfluoro-1-octanesulfonamido)-ethanol	1.0	UG/KG	PQL		1.0	UJ	Cl. Spec. Table 3 Compound SOP		Shake_Bath_14D
SS-SGSS-B-070219	07/02/2019	320-52074-2	2-(N-ethyl perfluoro-1-octanesulfonamido)-ethanol	1.0	UG/KG	PQL		1.0	UJ	Cl. Spec. Table 3 Compound SOP		Shake_Bath_14D
SS-SGSS-B-070219	07/02/2019	320-52074-2	2-(N-methyl perfluoro-1-octanesulfonamido)-ethanol	1.0	UG/KG	PQL		1.0	UJ	Cl. Spec. Table 3 Compound SOP		Shake_Bath_14D
SS-SGSS-B-070219	07/02/2019	320-52074-2	2-(N-methyl perfluoro-1-octanesulfonamido)-ethanol	1.0	UG/KG	PQL		1.0	UJ	Cl. Spec. Table 3 Compound SOP		Shake_Bath_14D

Validation Reason

The preparation hold time for this sample was exceeded. The reporting limit may be biased low.

Field Sample ID	Date Sampled	Lab Sample ID	Analyte	Result	Units	Type	MDL	PQL	Validation Qualifier	Analytical Method	Pre-prep	Prep
SS-SGSS-B-070219	07/02/2019	320-52074-2	PEPA	1.7	UG/KG	PQL		1.7	UJ	Cl. Spec. Table 3 Compound SOP		Shake_Bath_14D
SS-SGSS-B-070219	07/02/2019	320-52074-2	PEPA	1.7	UG/KG	PQL		1.7	UJ	Cl. Spec. Table 3 Compound SOP		Shake_Bath_14D
SS-SGSS-B-070219	07/02/2019	320-52074-2	NVHOS	1.0	UG/KG	PQL		1.0	UJ	Cl. Spec. Table 3 Compound SOP		Shake_Bath_14D
SS-SGSS-B-070219	07/02/2019	320-52074-2	NVHOS	1.0	UG/KG	PQL		1.0	UJ	Cl. Spec. Table 3 Compound SOP		Shake_Bath_14D
SS-SGSS-B-070219	07/02/2019	320-52074-2	PFESA-BP1	1.7	UG/KG	PQL		1.7	UJ	Cl. Spec. Table 3 Compound SOP		Shake_Bath_14D
SS-SGSS-B-070219	07/02/2019	320-52074-2	PFESA-BP1	1.7	UG/KG	PQL		1.7	UJ	Cl. Spec. Table 3 Compound SOP		Shake_Bath_14D
SS-SGSS-B-070219	07/02/2019	320-52074-2	N-methyl perfluoro-1-octanesulfonamide	1.0	UG/KG	PQL		1.0	UJ	Cl. Spec. Table 3 Compound SOP		Shake_Bath_14D
SS-SGSS-B-070219	07/02/2019	320-52074-2	N-methyl perfluoro-1-octanesulfonamide	1.0	UG/KG	PQL		1.0	UJ	Cl. Spec. Table 3 Compound SOP		Shake_Bath_14D
SD-DNSS-A-070219	07/02/2019	320-52076-3	PFECA B	1	UG/KG	PQL		1.0	UJ	Cl. Spec. Table 3 Compound SOP		Shake_Bath_14D
SD-DNSS-A-070219	07/02/2019	320-52076-3	PFECA B	1.0	UG/KG	PQL		1.0	UJ	Cl. Spec. Table 3 Compound SOP		Shake_Bath_14D
SD-DNSS-A-070219	07/02/2019	320-52076-3	2-(N-ethyl perfluoro-1-octanesulfonamido)-ethanol	1	UG/KG	PQL		1.0	UJ	Cl. Spec. Table 3 Compound SOP		Shake_Bath_14D
SD-DNSS-A-070219	07/02/2019	320-52076-3	2-(N-ethyl perfluoro-1-octanesulfonamido)-ethanol	1.0	UG/KG	PQL		1.0	UJ	Cl. Spec. Table 3 Compound SOP		Shake_Bath_14D
SD-DNSS-A-070219	07/02/2019	320-52076-3	2-(N-methyl perfluoro-1-octanesulfonamido)-ethanol	1	UG/KG	PQL		1.0	UJ	Cl. Spec. Table 3 Compound SOP		Shake_Bath_14D
SD-DNSS-A-070219	07/02/2019	320-52076-3	2-(N-methyl perfluoro-1-octanesulfonamido)-ethanol	1.0	UG/KG	PQL		1.0	UJ	Cl. Spec. Table 3 Compound SOP		Shake_Bath_14D
SD-DNSS-A-070219	07/02/2019	320-52076-3	PEPA	2.3	UG/KG	PQL		2.3	UJ	Cl. Spec. Table 3 Compound SOP		Shake_Bath_14D

Validation Reason

The preparation hold time for this sample was exceeded. The reporting limit may be biased low.

Field Sample ID	Date Sampled	Lab Sample ID	Analyte	Result	Units	Type	MDL	PQL	Validation Qualifier	Analytical Method	Pre-prep	Prep
SD-DNSS-A-070219	07/02/2019	320-52076-3	PEPA	2.3	UG/KG	PQL		2.3	UJ	Cl. Spec. Table 3 Compound SOP		Shake_Bath_14D
SD-DNSS-A-070219	07/02/2019	320-52076-3	NVHOS	1	UG/KG	PQL		1.0	UJ	Cl. Spec. Table 3 Compound SOP		Shake_Bath_14D
SD-DNSS-A-070219	07/02/2019	320-52076-3	NVHOS	1.0	UG/KG	PQL		1.0	UJ	Cl. Spec. Table 3 Compound SOP		Shake_Bath_14D
SD-DNSS-A-070219	07/02/2019	320-52076-3	PES	1	UG/KG	PQL		1.0	UJ	Cl. Spec. Table 3 Compound SOP		Shake_Bath_14D
SD-DNSS-A-070219	07/02/2019	320-52076-3	PES	1.0	UG/KG	PQL		1.0	UJ	Cl. Spec. Table 3 Compound SOP		Shake_Bath_14D
SD-DNSS-A-070219	07/02/2019	320-52076-3	PMPA	2.3	UG/KG	PQL		2.3	UJ	Cl. Spec. Table 3 Compound SOP		Shake_Bath_14D
SD-DNSS-A-070219	07/02/2019	320-52076-3	PMPA	2.3	UG/KG	PQL		2.3	UJ	Cl. Spec. Table 3 Compound SOP		Shake_Bath_14D
SD-DNSS-A-070219	07/02/2019	320-52076-3	N-methyl perfluoro-1-octanesulfonamide	1	UG/KG	PQL		1.0	UJ	Cl. Spec. Table 3 Compound SOP		Shake_Bath_14D
SD-DNSS-A-070219	07/02/2019	320-52076-3	N-methyl perfluoro-1-octanesulfonamide	1.0	UG/KG	PQL		1.0	UJ	Cl. Spec. Table 3 Compound SOP		Shake_Bath_14D
SD-DNSS-A-070219	07/02/2019	320-52076-3	PFO2HxA	2.3	UG/KG	PQL		2.3	UJ	Cl. Spec. Table 3 Compound SOP		Shake_Bath_14D
SD-DNSS-A-070219	07/02/2019	320-52076-3	PFO2HxA	2.3	UG/KG	PQL		2.3	UJ	Cl. Spec. Table 3 Compound SOP		Shake_Bath_14D
SD-DNSS-A-070219	07/02/2019	320-52076-3	PFO3OA	2.3	UG/KG	PQL		2.3	UJ	Cl. Spec. Table 3 Compound SOP		Shake_Bath_14D
SD-DNSS-A-070219	07/02/2019	320-52076-3	PFO3OA	2.3	UG/KG	PQL		2.3	UJ	Cl. Spec. Table 3 Compound SOP		Shake_Bath_14D
SD-DNSS-A-070219	07/02/2019	320-52076-3	PFO5DA	2.3	UG/KG	PQL		2.3	UJ	Cl. Spec. Table 3 Compound SOP		Shake_Bath_14D
SD-DNSS-A-070219	07/02/2019	320-52076-3	PFO5DA	2.3	UG/KG	PQL		2.3	UJ	Cl. Spec. Table 3 Compound SOP		Shake_Bath_14D
SD-DNSS-A-070219	07/02/2019	320-52076-3	N-ethylperfluoro-1-octanesulfonamide	1	UG/KG	PQL		1.0	UJ	Cl. Spec. Table 3 Compound SOP		Shake_Bath_14D
SD-DNSS-A-070219	07/02/2019	320-52076-3	N-ethylperfluoro-1-octanesulfonamide	1.0	UG/KG	PQL		1.0	UJ	Cl. Spec. Table 3 Compound SOP		Shake_Bath_14D

Validation Reason

The preparation hold time for this sample was exceeded. The reporting limit may be biased low.

Field Sample ID	Date Sampled	Lab Sample ID	Analyte	Result	Units	Type	MDL	PQL	Validation Qualifier	Analytical Method	Pre-prep	Prep
SD-DNSS-A-070219	07/02/2019	320-52076-3	PFMOAA	2.3	UG/KG	PQL		2.3	UJ	Cl. Spec. Table 3 Compound SOP		Shake_Bath_14D
SD-DNSS-A-070219	07/02/2019	320-52076-3	PFMOAA	2.3	UG/KG	PQL		2.3	UJ	Cl. Spec. Table 3 Compound SOP		Shake_Bath_14D
SD-DNSS-A-070219	07/02/2019	320-52076-3	EVE Acid	1	UG/KG	PQL		1.0	UJ	Cl. Spec. Table 3 Compound SOP		Shake_Bath_14D
SD-DNSS-A-070219	07/02/2019	320-52076-3	EVE Acid	1.0	UG/KG	PQL		1.0	UJ	Cl. Spec. Table 3 Compound SOP		Shake_Bath_14D
SD-DNSS-A-070219	07/02/2019	320-52076-3	Hydro-EVE Acid	1	UG/KG	PQL		1.0	UJ	Cl. Spec. Table 3 Compound SOP		Shake_Bath_14D
SD-DNSS-A-070219	07/02/2019	320-52076-3	Hydro-EVE Acid	1.0	UG/KG	PQL		1.0	UJ	Cl. Spec. Table 3 Compound SOP		Shake_Bath_14D
SD-DNSS-A-070219	07/02/2019	320-52076-3	PFECA-G	2.3	UG/KG	PQL		2.3	UJ	Cl. Spec. Table 3 Compound SOP		Shake_Bath_14D
SD-DNSS-A-070219	07/02/2019	320-52076-3	PFECA-G	2.3	UG/KG	PQL		2.3	UJ	Cl. Spec. Table 3 Compound SOP		Shake_Bath_14D
SD-DNSS-A-070219	07/02/2019	320-52076-3	Byproduct 6	1	UG/KG	PQL		1.0	UJ	Cl. Spec. Table 3 Compound SOP		Shake_Bath_14D
SD-DNSS-A-070219	07/02/2019	320-52076-3	Byproduct 6	1.0	UG/KG	PQL		1.0	UJ	Cl. Spec. Table 3 Compound SOP		Shake_Bath_14D
SD-DNSS-C-070319	07/03/2019	320-52076-4	NVHOS	110	UG/KG	PQL		110	UJ	Cl. Spec. Table 3 Compound SOP		Shake_Bath_14D
SD-DNSS-C-070319	07/03/2019	320-52076-4	NVHOS	110	UG/KG	PQL		110	UJ	Cl. Spec. Table 3 Compound SOP		Shake_Bath_14D
SD-DNSS-C-070319	07/03/2019	320-52076-4	PES	110	UG/KG	PQL		110	UJ	Cl. Spec. Table 3 Compound SOP		Shake_Bath_14D
SD-DNSS-C-070319	07/03/2019	320-52076-4	PES	110	UG/KG	PQL		110	UJ	Cl. Spec. Table 3 Compound SOP		Shake_Bath_14D
SD-DNSS-C-070319	07/03/2019	320-52076-4	PMPA	280	UG/KG	PQL		270	UJ	Cl. Spec. Table 3 Compound SOP		Shake_Bath_14D
SD-DNSS-C-070319	07/03/2019	320-52076-4	PMPA	270	UG/KG	PQL		270	UJ	Cl. Spec. Table 3 Compound SOP		Shake_Bath_14D
SD-DNSS-C-070319	07/03/2019	320-52076-4	PFECA B	110	UG/KG	PQL		110	UJ	Cl. Spec. Table 3 Compound SOP		Shake_Bath_14D

Validation Reason

The preparation hold time for this sample was exceeded. The reporting limit may be biased low.

Field Sample ID	Date Sampled	Lab Sample ID	Analyte	Result	Units	Type	MDL	PQL	Validation Qualifier	Analytical Method	Pre-prep	Prep
SD-DNSS-C-070319	07/03/2019	320-52076-4	PFECA B	110	UG/KG	PQL		110	UJ	Cl. Spec. Table 3 Compound SOP		Shake_Bath_14D
SD-DNSS-C-070319	07/03/2019	320-52076-4	2-(N-ethyl perfluoro-1-octanesulfonamido)-ethanol	110	UG/KG	PQL		110	UJ	Cl. Spec. Table 3 Compound SOP		Shake_Bath_14D
SD-DNSS-C-070319	07/03/2019	320-52076-4	2-(N-ethyl perfluoro-1-octanesulfonamido)-ethanol	110	UG/KG	PQL		110	UJ	Cl. Spec. Table 3 Compound SOP		Shake_Bath_14D
SD-DNSS-C-070319	07/03/2019	320-52076-4	2-(N-methyl perfluoro-1-octanesulfonamido)-ethanol	110	UG/KG	PQL		110	UJ	Cl. Spec. Table 3 Compound SOP		Shake_Bath_14D
SD-DNSS-C-070319	07/03/2019	320-52076-4	2-(N-methyl perfluoro-1-octanesulfonamido)-ethanol	110	UG/KG	PQL		110	UJ	Cl. Spec. Table 3 Compound SOP		Shake_Bath_14D
SD-DNSS-C-070319	07/03/2019	320-52076-4	PEPA	280	UG/KG	PQL		270	UJ	Cl. Spec. Table 3 Compound SOP		Shake_Bath_14D
SD-DNSS-C-070319	07/03/2019	320-52076-4	PEPA	270	UG/KG	PQL		270	UJ	Cl. Spec. Table 3 Compound SOP		Shake_Bath_14D
SD-DNSS-C-070319	07/03/2019	320-52076-4	N-methyl perfluoro-1-octanesulfonamide	110	UG/KG	PQL		110	UJ	Cl. Spec. Table 3 Compound SOP		Shake_Bath_14D
SD-DNSS-C-070319	07/03/2019	320-52076-4	N-methyl perfluoro-1-octanesulfonamide	110	UG/KG	PQL		110	UJ	Cl. Spec. Table 3 Compound SOP		Shake_Bath_14D
SD-DNSS-C-070319	07/03/2019	320-52076-4	PFO2HxA	280	UG/KG	PQL		270	UJ	Cl. Spec. Table 3 Compound SOP		Shake_Bath_14D
SD-DNSS-C-070319	07/03/2019	320-52076-4	PFO2HxA	270	UG/KG	PQL		270	UJ	Cl. Spec. Table 3 Compound SOP		Shake_Bath_14D
SD-DNSS-C-070319	07/03/2019	320-52076-4	PFO3OA	280	UG/KG	PQL		270	UJ	Cl. Spec. Table 3 Compound SOP		Shake_Bath_14D
SD-DNSS-C-070319	07/03/2019	320-52076-4	PFO3OA	270	UG/KG	PQL		270	UJ	Cl. Spec. Table 3 Compound SOP		Shake_Bath_14D
SD-DNSS-C-070319	07/03/2019	320-52076-4	PFO4DA	280	UG/KG	PQL		270	UJ	Cl. Spec. Table 3 Compound SOP		Shake_Bath_14D
SD-DNSS-C-070319	07/03/2019	320-52076-4	PFO4DA	270	UG/KG	PQL		270	UJ	Cl. Spec. Table 3 Compound SOP		Shake_Bath_14D

Validation Reason

The preparation hold time for this sample was exceeded. The reporting limit may be biased low.

Field Sample ID	Date Sampled	Lab Sample ID	Analyte	Result	Units	Type	MDL	PQL	Validation Qualifier	Analytical Method	Pre-prep	Prep
SD-DNSS-C-070319	07/03/2019	320-52076-4	PFO5DA	280	UG/KG	PQL		270	UJ	Cl. Spec. Table 3 Compound SOP		Shake_Bath_14D
SD-DNSS-C-070319	07/03/2019	320-52076-4	PFO5DA	270	UG/KG	PQL		270	UJ	Cl. Spec. Table 3 Compound SOP		Shake_Bath_14D
SD-DNSS-C-070319	07/03/2019	320-52076-4	N-ethylperfluoro-1-octanesulfonamide	110	UG/KG	PQL		110	UJ	Cl. Spec. Table 3 Compound SOP		Shake_Bath_14D
SD-DNSS-C-070319	07/03/2019	320-52076-4	N-ethylperfluoro-1-octanesulfonamide	110	UG/KG	PQL		110	UJ	Cl. Spec. Table 3 Compound SOP		Shake_Bath_14D
SD-DNSS-C-070319	07/03/2019	320-52076-4	PFMOAA	280	UG/KG	PQL		270	UJ	Cl. Spec. Table 3 Compound SOP		Shake_Bath_14D
SD-DNSS-C-070319	07/03/2019	320-52076-4	PFMOAA	270	UG/KG	PQL		270	UJ	Cl. Spec. Table 3 Compound SOP		Shake_Bath_14D
SD-DNSS-C-070319	07/03/2019	320-52076-4	EVE Acid	110	UG/KG	PQL		110	UJ	Cl. Spec. Table 3 Compound SOP		Shake_Bath_14D
SD-DNSS-C-070319	07/03/2019	320-52076-4	EVE Acid	110	UG/KG	PQL		110	UJ	Cl. Spec. Table 3 Compound SOP		Shake_Bath_14D
SD-DNSS-A-070219	07/02/2019	320-52076-3	PFO4DA	2.3	UG/KG	PQL		2.3	UJ	Cl. Spec. Table 3 Compound SOP		Shake_Bath_14D
SD-DNSS-A-070219	07/02/2019	320-52076-3	PFO4DA	2.3	UG/KG	PQL		2.3	UJ	Cl. Spec. Table 3 Compound SOP		Shake_Bath_14D
SD-DNSS-A-070219	07/02/2019	320-52076-3	Hfpo Dimer Acid (trial)	1.0	UG/KG	PQL		1.0	UJ	Cl. Spec. Table 3 Compound SOP		Shake_Bath_14D
SD-DNSS-A-070219	07/02/2019	320-52076-3	R-EVE	1	UG/KG	PQL		1.0	UJ	Cl. Spec. Table 3 Compound SOP		Shake_Bath_14D
SD-DNSS-A-070219	07/02/2019	320-52076-3	R-EVE	1.0	UG/KG	PQL		1.0	UJ	Cl. Spec. Table 3 Compound SOP		Shake_Bath_14D
SD-DNSS-A-070219	07/02/2019	320-52076-3	Byproduct 4	1	UG/KG	PQL		1.0	UJ	Cl. Spec. Table 3 Compound SOP		Shake_Bath_14D
SD-DNSS-A-070219	07/02/2019	320-52076-3	Byproduct 4	1.0	UG/KG	PQL		1.0	UJ	Cl. Spec. Table 3 Compound SOP		Shake_Bath_14D
SD-DNSS-C-070319	07/03/2019	320-52076-4	PFESA-BP2	280	UG/KG	PQL		270	UJ	Cl. Spec. Table 3 Compound SOP		Shake_Bath_14D
SD-DNSS-C-070319	07/03/2019	320-52076-4	PFESA-BP2	270	UG/KG	PQL		270	UJ	Cl. Spec. Table 3 Compound SOP		Shake_Bath_14D

Validation Reason

The preparation hold time for this sample was exceeded. The reporting limit may be biased low.

Field Sample ID	Date Sampled	Lab Sample ID	Analyte	Result	Units	Type	MDL	PQL	Validation Qualifier	Analytical Method	Pre-prep	Prep
SD-DNSS-C-070319	07/03/2019	320-52076-4	Hydro-EVE Acid	110	UG/KG	PQL		110	UJ	Cl. Spec. Table 3 Compound SOP		Shake_Bath_14D
SD-DNSS-C-070319	07/03/2019	320-52076-4	Hydro-EVE Acid	110	UG/KG	PQL		110	UJ	Cl. Spec. Table 3 Compound SOP		Shake_Bath_14D
SD-DNSS-C-070319	07/03/2019	320-52076-4	PFECA-G	280	UG/KG	PQL		270	UJ	Cl. Spec. Table 3 Compound SOP		Shake_Bath_14D
SD-DNSS-C-070319	07/03/2019	320-52076-4	PFECA-G	270	UG/KG	PQL		270	UJ	Cl. Spec. Table 3 Compound SOP		Shake_Bath_14D
SD-DNSS-C-070319	07/03/2019	320-52076-4	R-EVE	110	UG/KG	PQL		110	UJ	Cl. Spec. Table 3 Compound SOP		Shake_Bath_14D
SD-DNSS-C-070319	07/03/2019	320-52076-4	R-EVE	110	UG/KG	PQL		110	UJ	Cl. Spec. Table 3 Compound SOP		Shake_Bath_14D
SD-DNSS-F-070319	07/03/2019	320-52076-7	NVHOS	9.3	UG/KG	PQL		9.3	UJ	Cl. Spec. Table 3 Compound SOP		Shake_Bath_14D
SD-DNSS-F-070319	07/03/2019	320-52076-7	NVHOS	9.3	UG/KG	PQL		9.3	UJ	Cl. Spec. Table 3 Compound SOP		Shake_Bath_14D
SD-DNSS-F-070319	07/03/2019	320-52076-7	PES	9.3	UG/KG	PQL		9.3	UJ	Cl. Spec. Table 3 Compound SOP		Shake_Bath_14D
SD-DNSS-F-070319	07/03/2019	320-52076-7	PES	9.3	UG/KG	PQL		9.3	UJ	Cl. Spec. Table 3 Compound SOP		Shake_Bath_14D
SD-DNSS-F-070319	07/03/2019	320-52076-7	PMPA	23	UG/KG	PQL		23	UJ	Cl. Spec. Table 3 Compound SOP		Shake_Bath_14D
SD-DNSS-F-070319	07/03/2019	320-52076-7	PMPA	23	UG/KG	PQL		23	UJ	Cl. Spec. Table 3 Compound SOP		Shake_Bath_14D
SD-DNSS-F-070319	07/03/2019	320-52076-7	PFECA B	9.3	UG/KG	PQL		9.3	UJ	Cl. Spec. Table 3 Compound SOP		Shake_Bath_14D
SD-DNSS-F-070319	07/03/2019	320-52076-7	PFECA B	9.3	UG/KG	PQL		9.3	UJ	Cl. Spec. Table 3 Compound SOP		Shake_Bath_14D
SD-DNSS-F-070319	07/03/2019	320-52076-7	2-(N-ethyl perfluoro-1-octanesulfonamido)-ethanol	9.3	UG/KG	PQL		9.3	UJ	Cl. Spec. Table 3 Compound SOP		Shake_Bath_14D
SD-DNSS-F-070319	07/03/2019	320-52076-7	2-(N-ethyl perfluoro-1-octanesulfonamido)-ethanol	9.3	UG/KG	PQL		9.3	UJ	Cl. Spec. Table 3 Compound SOP		Shake_Bath_14D

Validation Reason

The preparation hold time for this sample was exceeded. The reporting limit may be biased low.

Field Sample ID	Date Sampled	Lab Sample ID	Analyte	Result	Units	Type	MDL	PQL	Validation Qualifier	Analytical Method	Pre-prep	Prep
SD-DNSS-F-070319	07/03/2019	320-52076-7	2-(N-methyl perfluoro-1-octanesulfonamido)-ethanol	9.3	UG/KG	PQL		9.3	UJ	Cl. Spec. Table 3 Compound SOP		Shake_Bath_14D
SD-DNSS-F-070319	07/03/2019	320-52076-7	2-(N-methyl perfluoro-1-octanesulfonamido)-ethanol	9.3	UG/KG	PQL		9.3	UJ	Cl. Spec. Table 3 Compound SOP		Shake_Bath_14D
SD-DNSS-F-070319	07/03/2019	320-52076-7	PEPA	23	UG/KG	PQL		23	UJ	Cl. Spec. Table 3 Compound SOP		Shake_Bath_14D
SD-DNSS-F-070319	07/03/2019	320-52076-7	PEPA	23	UG/KG	PQL		23	UJ	Cl. Spec. Table 3 Compound SOP		Shake_Bath_14D
SD-DNSS-C-070319	07/03/2019	320-52076-4	Byproduct 4	110	UG/KG	PQL		110	UJ	Cl. Spec. Table 3 Compound SOP		Shake_Bath_14D
SD-DNSS-C-070319	07/03/2019	320-52076-4	Byproduct 4	110	UG/KG	PQL		110	UJ	Cl. Spec. Table 3 Compound SOP		Shake_Bath_14D
SD-DNSS-C-070319	07/03/2019	320-52076-4	Byproduct 5	110	UG/KG	PQL		110	UJ	Cl. Spec. Table 3 Compound SOP		Shake_Bath_14D
SD-DNSS-C-070319	07/03/2019	320-52076-4	Byproduct 5	110	UG/KG	PQL		110	UJ	Cl. Spec. Table 3 Compound SOP		Shake_Bath_14D
SD-DNSS-F-070319	07/03/2019	320-52076-7	N-methyl perfluoro-1-octanesulfonamide	9.3	UG/KG	PQL		9.3	UJ	Cl. Spec. Table 3 Compound SOP		Shake_Bath_14D
SD-DNSS-F-070319	07/03/2019	320-52076-7	N-methyl perfluoro-1-octanesulfonamide	9.3	UG/KG	PQL		9.3	UJ	Cl. Spec. Table 3 Compound SOP		Shake_Bath_14D
SD-DNSS-F-070319	07/03/2019	320-52076-7	PFO2HxA	23	UG/KG	PQL		23	UJ	Cl. Spec. Table 3 Compound SOP		Shake_Bath_14D
SD-DNSS-F-070319	07/03/2019	320-52076-7	PFO2HxA	23	UG/KG	PQL		23	UJ	Cl. Spec. Table 3 Compound SOP		Shake_Bath_14D
SD-DNSS-F-070319	07/03/2019	320-52076-7	PFO3OA	23	UG/KG	PQL		23	UJ	Cl. Spec. Table 3 Compound SOP		Shake_Bath_14D
SD-DNSS-F-070319	07/03/2019	320-52076-7	PFO3OA	23	UG/KG	PQL		23	UJ	Cl. Spec. Table 3 Compound SOP		Shake_Bath_14D
SD-DNSS-F-070319	07/03/2019	320-52076-7	PFO4DA	23	UG/KG	PQL		23	UJ	Cl. Spec. Table 3 Compound SOP		Shake_Bath_14D
SD-DNSS-F-070319	07/03/2019	320-52076-7	PFO4DA	23	UG/KG	PQL		23	UJ	Cl. Spec. Table 3 Compound SOP		Shake_Bath_14D

Validation Reason

The preparation hold time for this sample was exceeded. The reporting limit may be biased low.

Field Sample ID	Date Sampled	Lab Sample ID	Analyte	Result	Units	Type	MDL	PQL	Validation Qualifier	Analytical Method	Pre-prep	Prep
SD-DNSS-F-070319	07/03/2019	320-52076-7	PFO5DA	23	UG/KG	PQL		23	UJ	Cl. Spec. Table 3 Compound SOP		Shake_Bath_14D
SD-DNSS-F-070319	07/03/2019	320-52076-7	PFO5DA	23	UG/KG	PQL		23	UJ	Cl. Spec. Table 3 Compound SOP		Shake_Bath_14D
SD-DNSS-F-070319	07/03/2019	320-52076-7	N-ethylperfluoro-1-octanesulfonamide	9.3	UG/KG	PQL		9.3	UJ	Cl. Spec. Table 3 Compound SOP		Shake_Bath_14D
SD-DNSS-F-070319	07/03/2019	320-52076-7	N-ethylperfluoro-1-octanesulfonamide	9.3	UG/KG	PQL		9.3	UJ	Cl. Spec. Table 3 Compound SOP		Shake_Bath_14D
SD-DNSS-F-070319	07/03/2019	320-52076-7	PFMOAA	23	UG/KG	PQL		23	UJ	Cl. Spec. Table 3 Compound SOP		Shake_Bath_14D
SD-DNSS-F-070319	07/03/2019	320-52076-7	PFMOAA	23	UG/KG	PQL		23	UJ	Cl. Spec. Table 3 Compound SOP		Shake_Bath_14D
SD-DNSS-F-070319	07/03/2019	320-52076-7	EVE Acid	9.3	UG/KG	PQL		9.3	UJ	Cl. Spec. Table 3 Compound SOP		Shake_Bath_14D
SD-DNSS-F-070319	07/03/2019	320-52076-7	EVE Acid	9.3	UG/KG	PQL		9.3	UJ	Cl. Spec. Table 3 Compound SOP		Shake_Bath_14D
SD-DNSS-F-070319	07/03/2019	320-52076-7	Hydro-EVE Acid	9.3	UG/KG	PQL		9.3	UJ	Cl. Spec. Table 3 Compound SOP		Shake_Bath_14D
SD-DNSS-F-070319	07/03/2019	320-52076-7	Hydro-EVE Acid	9.3	UG/KG	PQL		9.3	UJ	Cl. Spec. Table 3 Compound SOP		Shake_Bath_14D
SD-DNSS-F-070319	07/03/2019	320-52076-7	PFECA-G	23	UG/KG	PQL		23	UJ	Cl. Spec. Table 3 Compound SOP		Shake_Bath_14D
SD-DNSS-F-070319	07/03/2019	320-52076-7	PFECA-G	23	UG/KG	PQL		23	UJ	Cl. Spec. Table 3 Compound SOP		Shake_Bath_14D
SD-DNSS-C-070319	07/03/2019	320-52076-4	Byproduct 6	110	UG/KG	PQL		110	UJ	Cl. Spec. Table 3 Compound SOP		Shake_Bath_14D
SD-DNSS-C-070319	07/03/2019	320-52076-4	Byproduct 6	110	UG/KG	PQL		110	UJ	Cl. Spec. Table 3 Compound SOP		Shake_Bath_14D
SD-DNSS-C-070319	07/03/2019	320-52076-4	Hfpo Dimer Acid (trial)	110	UG/KG	PQL		110	UJ	Cl. Spec. Table 3 Compound SOP		Shake_Bath_14D
SD-DNSS-F-070319	07/03/2019	320-52076-7	Hfpo Dimer Acid (trial)	9.3	UG/KG	PQL		9.3	UJ	Cl. Spec. Table 3 Compound SOP		Shake_Bath_14D
SD-DNSS-F-070319	07/03/2019	320-52076-7	R-EVE	9.3	UG/KG	PQL		9.3	UJ	Cl. Spec. Table 3 Compound SOP		Shake_Bath_14D

Validation Reason

The preparation hold time for this sample was exceeded. The reporting limit may be biased low.

Field Sample ID	Date Sampled	Lab Sample ID	Analyte	Result	Units	Type	MDL	PQL	Validation Qualifier	Analytical Method	Pre-prep	Prep
SD-DNSS-F-070319	07/03/2019	320-52076-7	R-EVE	9.3	UG/KG	PQL		9.3	UJ	Cl. Spec. Table 3 Compound SOP		Shake_Bath_14D
SD-DNSS-F-070319	07/03/2019	320-52076-7	Byproduct 4	9.3	UG/KG	PQL		9.3	UJ	Cl. Spec. Table 3 Compound SOP		Shake_Bath_14D
SD-DNSS-F-070319	07/03/2019	320-52076-7	Byproduct 4	9.3	UG/KG	PQL		9.3	UJ	Cl. Spec. Table 3 Compound SOP		Shake_Bath_14D
SD-DNSS-F-070319	07/03/2019	320-52076-7	Byproduct 5	9.3	UG/KG	PQL		9.3	UJ	Cl. Spec. Table 3 Compound SOP		Shake_Bath_14D
SD-DNSS-F-070319	07/03/2019	320-52076-7	Byproduct 5	9.3	UG/KG	PQL		9.3	UJ	Cl. Spec. Table 3 Compound SOP		Shake_Bath_14D
SD-DNSS-F-070319	07/03/2019	320-52076-7	Byproduct 6	9.3	UG/KG	PQL		9.3	UJ	Cl. Spec. Table 3 Compound SOP		Shake_Bath_14D
SD-DNSS-F-070319	07/03/2019	320-52076-7	Byproduct 6	9.3	UG/KG	PQL		9.3	UJ	Cl. Spec. Table 3 Compound SOP		Shake_Bath_14D
SD-DNSS-G-070319	07/03/2019	320-52076-5	NVHOS	1.0	UG/KG	PQL		1.0	UJ	Cl. Spec. Table 3 Compound SOP		Shake_Bath_14D
SD-DNSS-G-070319	07/03/2019	320-52076-5	PFECA B	1.0	UG/KG	PQL		1.0	UJ	Cl. Spec. Table 3 Compound SOP		Shake_Bath_14D
SD-DNSS-G-070319	07/03/2019	320-52076-5	PFECA B	1.0	UG/KG	PQL		1.0	UJ	Cl. Spec. Table 3 Compound SOP		Shake_Bath_14D
SD-DNSS-G-070319	07/03/2019	320-52076-5	2-(N-ethyl perfluoro-1-octanesulfonamido)-ethanol	1.0	UG/KG	PQL		1.0	UJ	Cl. Spec. Table 3 Compound SOP		Shake_Bath_14D
SD-DNSS-G-070319	07/03/2019	320-52076-5	2-(N-ethyl perfluoro-1-octanesulfonamido)-ethanol	1.0	UG/KG	PQL		1.0	UJ	Cl. Spec. Table 3 Compound SOP		Shake_Bath_14D
SD-DNSS-G-070319	07/03/2019	320-52076-5	2-(N-methyl perfluoro-1-octanesulfonamido)-ethanol	1.0	UG/KG	PQL		1.0	UJ	Cl. Spec. Table 3 Compound SOP		Shake_Bath_14D
SD-DNSS-G-070319	07/03/2019	320-52076-5	2-(N-methyl perfluoro-1-octanesulfonamido)-ethanol	1.0	UG/KG	PQL		1.0	UJ	Cl. Spec. Table 3 Compound SOP		Shake_Bath_14D
SD-DNSS-G-070319	07/03/2019	320-52076-5	PEPA	2	UG/KG	PQL		2.0	UJ	Cl. Spec. Table 3 Compound SOP		Shake_Bath_14D

Validation Reason

The preparation hold time for this sample was exceeded. The reporting limit may be biased low.

Field Sample ID	Date Sampled	Lab Sample ID	Analyte	Result	Units	Type	MDL	PQL	Validation Qualifier	Analytical Method	Pre-prep	Prep
SD-DNSS-G-070319	07/03/2019	320-52076-5	PEPA	2.0	UG/KG	PQL		2.0	UJ	Cl. Spec. Table 3 Compound SOP		Shake_Bath_14D
SD-DNSS-G-070319	07/03/2019	320-52076-5	PFESA-BP1	2.0	UG/KG	PQL		2.0	UJ	Cl. Spec. Table 3 Compound SOP		Shake_Bath_14D
SD-DNSS-G-070319	07/03/2019	320-52076-5	N-methyl perfluoro-1-octanesulfonamide	1.0	UG/KG	PQL		1.0	UJ	Cl. Spec. Table 3 Compound SOP		Shake_Bath_14D
SD-DNSS-G-070319	07/03/2019	320-52076-5	N-methyl perfluoro-1-octanesulfonamide	1.0	UG/KG	PQL		1.0	UJ	Cl. Spec. Table 3 Compound SOP		Shake_Bath_14D
SD-DNSS-G-070319	07/03/2019	320-52076-5	PES	1.0	UG/KG	PQL		1.0	UJ	Cl. Spec. Table 3 Compound SOP		Shake_Bath_14D
SD-DNSS-G-070319	07/03/2019	320-52076-5	PES	1.0	UG/KG	PQL		1.0	UJ	Cl. Spec. Table 3 Compound SOP		Shake_Bath_14D
SD-DNSS-G-070319	07/03/2019	320-52076-5	PMPA	2	UG/KG	PQL		2.0	UJ	Cl. Spec. Table 3 Compound SOP		Shake_Bath_14D
SD-DNSS-G-070319	07/03/2019	320-52076-5	PMPA	2.0	UG/KG	PQL		2.0	UJ	Cl. Spec. Table 3 Compound SOP		Shake_Bath_14D
SD-DNSS-G-070319	07/03/2019	320-52076-5	N-ethylperfluoro-1-octanesulfonamide	1.0	UG/KG	PQL		1.0	UJ	Cl. Spec. Table 3 Compound SOP		Shake_Bath_14D
SD-DNSS-G-070319	07/03/2019	320-52076-5	N-ethylperfluoro-1-octanesulfonamide	1.0	UG/KG	PQL		1.0	UJ	Cl. Spec. Table 3 Compound SOP		Shake_Bath_14D
SD-DNSS-G-070319	07/03/2019	320-52076-5	EVE Acid	1.0	UG/KG	PQL		1.0	UJ	Cl. Spec. Table 3 Compound SOP		Shake_Bath_14D
SD-DNSS-G-070319	07/03/2019	320-52076-5	EVE Acid	1.0	UG/KG	PQL		1.0	UJ	Cl. Spec. Table 3 Compound SOP		Shake_Bath_14D
SD-DNSS-G-070319	07/03/2019	320-52076-5	PFO5DA	2	UG/KG	PQL		2.0	UJ	Cl. Spec. Table 3 Compound SOP		Shake_Bath_14D
SD-DNSS-G-070319	07/03/2019	320-52076-5	PFO5DA	2.0	UG/KG	PQL		2.0	UJ	Cl. Spec. Table 3 Compound SOP		Shake_Bath_14D
SD-DNSS-G-070319	07/03/2019	320-52076-5	Hydro-EVE Acid	1.0	UG/KG	PQL		1.0	UJ	Cl. Spec. Table 3 Compound SOP		Shake_Bath_14D
SD-DNSS-G-070319	07/03/2019	320-52076-5	Hydro-EVE Acid	1.0	UG/KG	PQL		1.0	UJ	Cl. Spec. Table 3 Compound SOP		Shake_Bath_14D
SD-DNSS-G-070319	07/03/2019	320-52076-5	PFECA-G	2	UG/KG	PQL		2.0	UJ	Cl. Spec. Table 3 Compound SOP		Shake_Bath_14D

Validation Reason

The preparation hold time for this sample was exceeded. The reporting limit may be biased low.

Field Sample ID	Date Sampled	Lab Sample ID	Analyte	Result	Units	Type	MDL	PQL	Validation Qualifier	Analytical Method	Pre-prep	Prep
SD-DNSS-G-070319	07/03/2019	320-52076-5	PFECA-G	2.0	UG/KG	PQL		2.0	UJ	Cl. Spec. Table 3 Compound SOP		Shake_Bath_14D
SD-DNSS-G-070319	07/03/2019	320-52076-5	Byproduct 6	1.0	UG/KG	PQL		1.0	UJ	Cl. Spec. Table 3 Compound SOP		Shake_Bath_14D
SD-DNSS-G-070319	07/03/2019	320-52076-5	Byproduct 6	1.0	UG/KG	PQL		1.0	UJ	Cl. Spec. Table 3 Compound SOP		Shake_Bath_14D
SD-DNSS-G-070319-D	07/03/2019	320-52076-6	NVHOS	1.0	UG/KG	PQL		1.0	UJ	Cl. Spec. Table 3 Compound SOP		Shake_Bath_14D
SD-DNSS-G-070319-D	07/03/2019	320-52076-6	NVHOS	1.0	UG/KG	PQL		1.0	UJ	Cl. Spec. Table 3 Compound SOP		Shake_Bath_14D
SD-DNSS-G-070319-D	07/03/2019	320-52076-6	PES	1.0	UG/KG	PQL		1.0	UJ	Cl. Spec. Table 3 Compound SOP		Shake_Bath_14D
SD-DNSS-G-070319-D	07/03/2019	320-52076-6	PES	1.0	UG/KG	PQL		1.0	UJ	Cl. Spec. Table 3 Compound SOP		Shake_Bath_14D
SD-DNSS-G-070319-D	07/03/2019	320-52076-6	PMPA	1.9	UG/KG	PQL		2.0	UJ	Cl. Spec. Table 3 Compound SOP		Shake_Bath_14D
SD-DNSS-G-070319-D	07/03/2019	320-52076-6	PMPA	2.0	UG/KG	PQL		2.0	UJ	Cl. Spec. Table 3 Compound SOP		Shake_Bath_14D
SD-DNSS-G-070319-D	07/03/2019	320-52076-6	PFECA B	1.0	UG/KG	PQL		1.0	UJ	Cl. Spec. Table 3 Compound SOP		Shake_Bath_14D
SD-DNSS-G-070319-D	07/03/2019	320-52076-6	PFECA B	1.0	UG/KG	PQL		1.0	UJ	Cl. Spec. Table 3 Compound SOP		Shake_Bath_14D
SD-DNSS-G-070319-D	07/03/2019	320-52076-6	2-(N-ethyl perfluoro-1-octanesulfonamido)-ethanol	1.0	UG/KG	PQL		1.0	UJ	Cl. Spec. Table 3 Compound SOP		Shake_Bath_14D
SD-DNSS-G-070319-D	07/03/2019	320-52076-6	2-(N-ethyl perfluoro-1-octanesulfonamido)-ethanol	1.0	UG/KG	PQL		1.0	UJ	Cl. Spec. Table 3 Compound SOP		Shake_Bath_14D
SD-DNSS-G-070319-D	07/03/2019	320-52076-6	2-(N-methyl perfluoro-1-octanesulfonamido)-ethanol	1.0	UG/KG	PQL		1.0	UJ	Cl. Spec. Table 3 Compound SOP		Shake_Bath_14D
SD-DNSS-G-070319-D	07/03/2019	320-52076-6	2-(N-methyl perfluoro-1-octanesulfonamido)-ethanol	1.0	UG/KG	PQL		1.0	UJ	Cl. Spec. Table 3 Compound SOP		Shake_Bath_14D

Validation Reason

The preparation hold time for this sample was exceeded. The reporting limit may be biased low.

Field Sample ID	Date Sampled	Lab Sample ID	Analyte	Result	Units	Type	MDL	PQL	Validation Qualifier	Analytical Method	Pre-prep	Prep
SD-DNSS-G-070319-D	07/03/2019	320-52076-6	PEPA	1.9	UG/KG	PQL		2.0	UJ	Cl. Spec. Table 3 Compound SOP		Shake_Bath_14D
SD-DNSS-G-070319-D	07/03/2019	320-52076-6	PEPA	2.0	UG/KG	PQL		2.0	UJ	Cl. Spec. Table 3 Compound SOP		Shake_Bath_14D
SD-DNSS-G-070319-D	07/03/2019	320-52076-6	PFESA-BP1	1.9	UG/KG	PQL		2.0	UJ	Cl. Spec. Table 3 Compound SOP		Shake_Bath_14D
SD-DNSS-G-070319-D	07/03/2019	320-52076-6	PFESA-BP1	2.0	UG/KG	PQL		2.0	UJ	Cl. Spec. Table 3 Compound SOP		Shake_Bath_14D
SD-DNSS-G-070319-D	07/03/2019	320-52076-6	N-methyl perfluoro-1-octanesulfonamide	1.0	UG/KG	PQL		1.0	UJ	Cl. Spec. Table 3 Compound SOP		Shake_Bath_14D
SD-DNSS-G-070319-D	07/03/2019	320-52076-6	N-methyl perfluoro-1-octanesulfonamide	1.0	UG/KG	PQL		1.0	UJ	Cl. Spec. Table 3 Compound SOP		Shake_Bath_14D
SD-DNSS-G-070319-D	07/03/2019	320-52076-6	N-ethylperfluoro-1-octanesulfonamide	1.0	UG/KG	PQL		1.0	UJ	Cl. Spec. Table 3 Compound SOP		Shake_Bath_14D
SD-DNSS-G-070319-D	07/03/2019	320-52076-6	N-ethylperfluoro-1-octanesulfonamide	1.0	UG/KG	PQL		1.0	UJ	Cl. Spec. Table 3 Compound SOP		Shake_Bath_14D
SD-DNSS-G-070319-D	07/03/2019	320-52076-6	EVE Acid	1.0	UG/KG	PQL		1.0	UJ	Cl. Spec. Table 3 Compound SOP		Shake_Bath_14D
SD-DNSS-G-070319-D	07/03/2019	320-52076-6	EVE Acid	1.0	UG/KG	PQL		1.0	UJ	Cl. Spec. Table 3 Compound SOP		Shake_Bath_14D
SD-DNSS-G-070319-D	07/03/2019	320-52076-6	PFECA-G	1.9	UG/KG	PQL		2.0	UJ	Cl. Spec. Table 3 Compound SOP		Shake_Bath_14D
SD-DNSS-G-070319-D	07/03/2019	320-52076-6	PFECA-G	2.0	UG/KG	PQL		2.0	UJ	Cl. Spec. Table 3 Compound SOP		Shake_Bath_14D
SD-DNSS-G-070319-D	07/03/2019	320-52076-6	Hydro-EVE Acid	1.0	UG/KG	PQL		1.0	UJ	Cl. Spec. Table 3 Compound SOP		Shake_Bath_14D
SD-DNSS-G-070319-D	07/03/2019	320-52076-6	Hydro-EVE Acid	1.0	UG/KG	PQL		1.0	UJ	Cl. Spec. Table 3 Compound SOP		Shake_Bath_14D

Validation Reason

The preparation hold time for this sample was exceeded by a factor of 2. The reporting limit may be biased low.

Field Sample ID	Date Sampled	Lab Sample ID	Analyte	Result	Units	Type	MDL	PQL	Validation Qualifier	Analytical Method	Pre-prep	Prep
SS-SGSS-E-070219	07/02/2019	320-52074-6	Byproduct 6	0.0020	UG/L	PQL		0.0020	UJ	Cl. Spec. Table 3 Compound SOP		PFAS_DI_Prep
SS-SGSS-E-070219	07/02/2019	320-52074-6	Byproduct 6	0.0020	UG/L	PQL		0.0020	UJ	Cl. Spec. Table 3 Compound SOP		PFAS_DI_Prep
SS-SGSS-E-070219	07/02/2019	320-52074-6	PFECA-G	0.0020	UG/L	PQL		0.0020	UJ	Cl. Spec. Table 3 Compound SOP		PFAS_DI_Prep
SS-SGSS-E-070219	07/02/2019	320-52074-6	PFECA-G	0.0020	UG/L	PQL		0.0020	UJ	Cl. Spec. Table 3 Compound SOP		PFAS_DI_Prep
SS-SGSS-D-070219	07/02/2019	320-52074-5	NEtPFOSA (trial)	0.0020	UG/L	PQL		0.0020	UJ	Cl. Spec. Table 3 Compound SOP		PFAS_DI_Prep
SS-SGSS-E-070219	07/02/2019	320-52074-6	NEtPFOSA (trial)	0.0020	UG/L	PQL		0.0020	UJ	Cl. Spec. Table 3 Compound SOP		PFAS_DI_Prep
SS-SGSS-D-070219	07/02/2019	320-52074-5	PFECA-G	0.0020	UG/L	PQL		0.0020	UJ	Cl. Spec. Table 3 Compound SOP		PFAS_DI_Prep
SS-SGSS-D-070219	07/02/2019	320-52074-5	PFECA-G	0.0020	UG/L	PQL		0.0020	UJ	Cl. Spec. Table 3 Compound SOP		PFAS_DI_Prep
SS-SGSS-D-070219	07/02/2019	320-52074-5	PES	0.0020	UG/L	PQL		0.0020	UJ	Cl. Spec. Table 3 Compound SOP		PFAS_DI_Prep
SS-SGSS-D-070219	07/02/2019	320-52074-5	PES	0.0020	UG/L	PQL		0.0020	UJ	Cl. Spec. Table 3 Compound SOP		PFAS_DI_Prep
SS-SGSS-D-070219	07/02/2019	320-52074-5	N-methyl perfluoro-1-octanesulfonamide	0.0020	UG/L	PQL		0.0020	UJ	Cl. Spec. Table 3 Compound SOP		PFAS_DI_Prep
SS-SGSS-D-070219	07/02/2019	320-52074-5	N-methyl perfluoro-1-octanesulfonamide	0.0020	UG/L	PQL		0.0020	UJ	Cl. Spec. Table 3 Compound SOP		PFAS_DI_Prep
SS-SGSS-E-070219	07/02/2019	320-52074-6	PFECA B	0.0020	UG/L	PQL		0.0020	UJ	Cl. Spec. Table 3 Compound SOP		PFAS_DI_Prep
SS-SGSS-E-070219	07/02/2019	320-52074-6	PFECA B	0.0020	UG/L	PQL		0.0020	UJ	Cl. Spec. Table 3 Compound SOP		PFAS_DI_Prep
SS-SGSS-E-070219	07/02/2019	320-52074-6	2-(N-ethyl perfluoro-1-octanesulfonamido)-ethanol	0.0020	UG/L	PQL		0.0020	UJ	Cl. Spec. Table 3 Compound SOP		PFAS_DI_Prep
SS-SGSS-E-070219	07/02/2019	320-52074-6	2-(N-ethyl perfluoro-1-octanesulfonamido)-ethanol	0.0020	UG/L	PQL		0.0020	UJ	Cl. Spec. Table 3 Compound SOP		PFAS_DI_Prep

Validation Reason

The preparation hold time for this sample was exceeded by a factor of 2. The reporting limit may be biased low.

Field Sample ID	Date Sampled	Lab Sample ID	Analyte	Result	Units	Type	MDL	PQL	Validation Qualifier	Analytical Method	Pre-prep	Prep
SS-SGSS-E-070219	07/02/2019	320-52074-6	2-(N-methyl perfluoro-1-octanesulfonamido)-ethanol	0.0020	UG/L	PQL		0.0020	UJ	Cl. Spec. Table 3 Compound SOP		PFAS_DI_Prep
SS-SGSS-E-070219	07/02/2019	320-52074-6	2-(N-methyl perfluoro-1-octanesulfonamido)-ethanol	0.0020	UG/L	PQL		0.0020	UJ	Cl. Spec. Table 3 Compound SOP		PFAS_DI_Prep
SS-SGSS-D-070219	07/02/2019	320-52074-5	Byproduct 6	0.0020	UG/L	PQL		0.0020	UJ	Cl. Spec. Table 3 Compound SOP		PFAS_DI_Prep
SS-SGSS-D-070219	07/02/2019	320-52074-5	Byproduct 6	0.0020	UG/L	PQL		0.0020	UJ	Cl. Spec. Table 3 Compound SOP		PFAS_DI_Prep
SS-SGSS-E-070219	07/02/2019	320-52074-6	PES	0.0020	UG/L	PQL		0.0020	UJ	Cl. Spec. Table 3 Compound SOP		PFAS_DI_Prep
SS-SGSS-E-070219	07/02/2019	320-52074-6	PES	0.0020	UG/L	PQL		0.0020	UJ	Cl. Spec. Table 3 Compound SOP		PFAS_DI_Prep
SS-SGSS-E-070219	07/02/2019	320-52074-6	N-methyl perfluoro-1-octanesulfonamide	0.0020	UG/L	PQL		0.0020	UJ	Cl. Spec. Table 3 Compound SOP		PFAS_DI_Prep
SS-SGSS-E-070219	07/02/2019	320-52074-6	N-methyl perfluoro-1-octanesulfonamide	0.0020	UG/L	PQL		0.0020	UJ	Cl. Spec. Table 3 Compound SOP		PFAS_DI_Prep
SS-SGSS-E-070219	07/02/2019	320-52074-6	EVE Acid	0.0020	UG/L	PQL		0.0020	UJ	Cl. Spec. Table 3 Compound SOP		PFAS_DI_Prep
SS-SGSS-E-070219	07/02/2019	320-52074-6	EVE Acid	0.0020	UG/L	PQL		0.0020	UJ	Cl. Spec. Table 3 Compound SOP		PFAS_DI_Prep
SS-SGSS-C-070219-D	07/02/2019	320-52074-4	Byproduct 5	0.0020	UG/L	PQL		0.0020	UJ	Cl. Spec. Table 3 Compound SOP		PFAS_DI_Prep
SS-SGSS-C-070219-D	07/02/2019	320-52074-4	Byproduct 5	0.0020	UG/L	PQL		0.0020	UJ	Cl. Spec. Table 3 Compound SOP		PFAS_DI_Prep
SS-SGSS-C-070219-D	07/02/2019	320-52074-4	Byproduct 6	0.0020	UG/L	PQL		0.0020	UJ	Cl. Spec. Table 3 Compound SOP		PFAS_DI_Prep
SS-SGSS-C-070219-D	07/02/2019	320-52074-4	Byproduct 6	0.0020	UG/L	PQL		0.0020	UJ	Cl. Spec. Table 3 Compound SOP		PFAS_DI_Prep
SS-SGSS-D-070219	07/02/2019	320-52074-5	PFECA B	0.0020	UG/L	PQL		0.0020	UJ	Cl. Spec. Table 3 Compound SOP		PFAS_DI_Prep
SS-SGSS-D-070219	07/02/2019	320-52074-5	PFECA B	0.0020	UG/L	PQL		0.0020	UJ	Cl. Spec. Table 3 Compound SOP		PFAS_DI_Prep

Validation Reason

The preparation hold time for this sample was exceeded by a factor of 2. The reporting limit may be biased low.

Field Sample ID	Date Sampled	Lab Sample ID	Analyte	Result	Units	Type	MDL	PQL	Validation Qualifier	Analytical Method	Pre-prep	Prep
SS-SGSS-D-070219	07/02/2019	320-52074-5	2-(N-ethyl perfluoro-1-octanesulfonamido)-ethanol	0.0020	UG/L	PQL		0.0020	UJ	Cl. Spec. Table 3 Compound SOP		PFAS_DI_Prep
SS-SGSS-D-070219	07/02/2019	320-52074-5	2-(N-ethyl perfluoro-1-octanesulfonamido)-ethanol	0.0020	UG/L	PQL		0.0020	UJ	Cl. Spec. Table 3 Compound SOP		PFAS_DI_Prep
SS-SGSS-D-070219	07/02/2019	320-52074-5	2-(N-methyl perfluoro-1-octanesulfonamido)-ethanol	0.0020	UG/L	PQL		0.0020	UJ	Cl. Spec. Table 3 Compound SOP		PFAS_DI_Prep
SS-SGSS-D-070219	07/02/2019	320-52074-5	2-(N-methyl perfluoro-1-octanesulfonamido)-ethanol	0.0020	UG/L	PQL		0.0020	UJ	Cl. Spec. Table 3 Compound SOP		PFAS_DI_Prep
SS-SGSS-C-070219-D	07/02/2019	320-52074-4	PFECA-G	0.0020	UG/L	PQL		0.0020	UJ	Cl. Spec. Table 3 Compound SOP		PFAS_DI_Prep
SS-SGSS-C-070219-D	07/02/2019	320-52074-4	PFECA-G	0.0020	UG/L	PQL		0.0020	UJ	Cl. Spec. Table 3 Compound SOP		PFAS_DI_Prep
SS-SGSS-C-070219	07/02/2019	320-52074-3	NEtPFOSA (trial)	0.0020	UG/L	PQL		0.0020	UJ	Cl. Spec. Table 3 Compound SOP		PFAS_DI_Prep
SS-SGSS-C-070219-D	07/02/2019	320-52074-4	NEtPFOSA (trial)	0.0020	UG/L	PQL		0.0020	UJ	Cl. Spec. Table 3 Compound SOP		PFAS_DI_Prep
SS-SGSS-C-070219-D	07/02/2019	320-52074-4	PES	0.0020	UG/L	PQL		0.0020	UJ	Cl. Spec. Table 3 Compound SOP		PFAS_DI_Prep
SS-SGSS-C-070219-D	07/02/2019	320-52074-4	PES	0.0020	UG/L	PQL		0.0020	UJ	Cl. Spec. Table 3 Compound SOP		PFAS_DI_Prep
SS-SGSS-C-070219-D	07/02/2019	320-52074-4	N-methyl perfluoro-1-octanesulfonamide	0.0020	UG/L	PQL		0.0020	UJ	Cl. Spec. Table 3 Compound SOP		PFAS_DI_Prep
SS-SGSS-C-070219-D	07/02/2019	320-52074-4	N-methyl perfluoro-1-octanesulfonamide	0.0020	UG/L	PQL		0.0020	UJ	Cl. Spec. Table 3 Compound SOP		PFAS_DI_Prep
SS-SGSS-C-070219	07/02/2019	320-52074-3	Byproduct 5	0.0020	UG/L	PQL		0.0020	UJ	Cl. Spec. Table 3 Compound SOP		PFAS_DI_Prep
SS-SGSS-C-070219	07/02/2019	320-52074-3	Byproduct 5	0.0020	UG/L	PQL		0.0020	UJ	Cl. Spec. Table 3 Compound SOP		PFAS_DI_Prep
SS-SGSS-C-070219	07/02/2019	320-52074-3	Byproduct 6	0.0020	UG/L	PQL		0.0020	UJ	Cl. Spec. Table 3 Compound SOP		PFAS_DI_Prep

Validation Reason

The preparation hold time for this sample was exceeded by a factor of 2. The reporting limit may be biased low.

Field Sample ID	Date Sampled	Lab Sample ID	Analyte	Result	Units	Type	MDL	PQL	Validation Qualifier	Analytical Method	Pre-prep	Prep
SS-SGSS-C-070219	07/02/2019	320-52074-3	Byproduct 6	0.0020	UG/L	PQL		0.0020	UJ	Cl. Spec. Table 3 Compound SOP		PFAS_DI_Prep
SS-SGSS-C-070219-D	07/02/2019	320-52074-4	PFECA B	0.0020	UG/L	PQL		0.0020	UJ	Cl. Spec. Table 3 Compound SOP		PFAS_DI_Prep
SS-SGSS-C-070219-D	07/02/2019	320-52074-4	PFECA B	0.0020	UG/L	PQL		0.0020	UJ	Cl. Spec. Table 3 Compound SOP		PFAS_DI_Prep
SS-SGSS-C-070219-D	07/02/2019	320-52074-4	2-(N-ethyl perfluoro-1-octanesulfonamido)-ethanol	0.0020	UG/L	PQL		0.0020	UJ	Cl. Spec. Table 3 Compound SOP		PFAS_DI_Prep
SS-SGSS-C-070219-D	07/02/2019	320-52074-4	2-(N-ethyl perfluoro-1-octanesulfonamido)-ethanol	0.0020	UG/L	PQL		0.0020	UJ	Cl. Spec. Table 3 Compound SOP		PFAS_DI_Prep
SS-SGSS-C-070219-D	07/02/2019	320-52074-4	2-(N-methyl perfluoro-1-octanesulfonamido)-ethanol	0.0020	UG/L	PQL		0.0020	UJ	Cl. Spec. Table 3 Compound SOP		PFAS_DI_Prep
SS-SGSS-C-070219-D	07/02/2019	320-52074-4	2-(N-methyl perfluoro-1-octanesulfonamido)-ethanol	0.0020	UG/L	PQL		0.0020	UJ	Cl. Spec. Table 3 Compound SOP		PFAS_DI_Prep
SS-SGSS-C-070219	07/02/2019	320-52074-3	N-methyl perfluoro-1-octanesulfonamide	0.0020	UG/L	PQL		0.0020	UJ	Cl. Spec. Table 3 Compound SOP		PFAS_DI_Prep
SS-SGSS-C-070219	07/02/2019	320-52074-3	N-methyl perfluoro-1-octanesulfonamide	0.0020	UG/L	PQL		0.0020	UJ	Cl. Spec. Table 3 Compound SOP		PFAS_DI_Prep
SS-SGSS-C-070219	07/02/2019	320-52074-3	PFECA B	0.0020	UG/L	PQL		0.0020	UJ	Cl. Spec. Table 3 Compound SOP		PFAS_DI_Prep
SS-SGSS-C-070219	07/02/2019	320-52074-3	PFECA B	0.0020	UG/L	PQL		0.0020	UJ	Cl. Spec. Table 3 Compound SOP		PFAS_DI_Prep
SS-SGSS-C-070219	07/02/2019	320-52074-3	2-(N-ethyl perfluoro-1-octanesulfonamido)-ethanol	0.0020	UG/L	PQL		0.0020	UJ	Cl. Spec. Table 3 Compound SOP		PFAS_DI_Prep
SS-SGSS-C-070219	07/02/2019	320-52074-3	2-(N-ethyl perfluoro-1-octanesulfonamido)-ethanol	0.0020	UG/L	PQL		0.0020	UJ	Cl. Spec. Table 3 Compound SOP		PFAS_DI_Prep
SS-SGSS-C-070219	07/02/2019	320-52074-3	2-(N-methyl perfluoro-1-octanesulfonamido)-ethanol	0.0020	UG/L	PQL		0.0020	UJ	Cl. Spec. Table 3 Compound SOP		PFAS_DI_Prep

Validation Reason

The preparation hold time for this sample was exceeded by a factor of 2. The reporting limit may be biased low.

Field Sample ID	Date Sampled	Lab Sample ID	Analyte	Result	Units	Type	MDL	PQL	Validation Qualifier	Analytical Method	Pre-prep	Prep
SS-SGSS-C-070219	07/02/2019	320-52074-3	2-(N-methyl perfluoro-1-octanesulfonamido)-ethanol	0.0020	UG/L	PQL		0.0020	UJ	Cl. Spec. Table 3 Compound SOP		PFAS_DI_Prep
SS-SGSS-C-070219	07/02/2019	320-52074-3	EVE Acid	0.0020	UG/L	PQL		0.0020	UJ	Cl. Spec. Table 3 Compound SOP		PFAS_DI_Prep
SS-SGSS-C-070219	07/02/2019	320-52074-3	EVE Acid	0.0020	UG/L	PQL		0.0020	UJ	Cl. Spec. Table 3 Compound SOP		PFAS_DI_Prep
SS-SGSS-C-070219	07/02/2019	320-52074-3	PFECA-G	0.0020	UG/L	PQL		0.0020	UJ	Cl. Spec. Table 3 Compound SOP		PFAS_DI_Prep
SS-SGSS-C-070219	07/02/2019	320-52074-3	PFECA-G	0.0020	UG/L	PQL		0.0020	UJ	Cl. Spec. Table 3 Compound SOP		PFAS_DI_Prep
SS-SGSS-B-070219	07/02/2019	320-52074-2	NEtPFOSA (trial)	0.0020	UG/L	PQL		0.0020	UJ	Cl. Spec. Table 3 Compound SOP		PFAS_DI_Prep
SS-SGSS-B-070219	07/02/2019	320-52074-2	Byproduct 6	0.0020	UG/L	PQL		0.0020	UJ	Cl. Spec. Table 3 Compound SOP		PFAS_DI_Prep
SS-SGSS-B-070219	07/02/2019	320-52074-2	Byproduct 6	0.0020	UG/L	PQL		0.0020	UJ	Cl. Spec. Table 3 Compound SOP		PFAS_DI_Prep
SS-SGSS-C-070219	07/02/2019	320-52074-3	NVHOS	0.0020	UG/L	PQL		0.0020	UJ	Cl. Spec. Table 3 Compound SOP		PFAS_DI_Prep
SS-SGSS-C-070219	07/02/2019	320-52074-3	NVHOS	0.0020	UG/L	PQL		0.0020	UJ	Cl. Spec. Table 3 Compound SOP		PFAS_DI_Prep
SS-SGSS-C-070219	07/02/2019	320-52074-3	PES	0.0020	UG/L	PQL		0.0020	UJ	Cl. Spec. Table 3 Compound SOP		PFAS_DI_Prep
SS-SGSS-C-070219	07/02/2019	320-52074-3	PES	0.0020	UG/L	PQL		0.0020	UJ	Cl. Spec. Table 3 Compound SOP		PFAS_DI_Prep
SS-SGSS-B-070219	07/02/2019	320-52074-2	EVE Acid	0.0020	UG/L	PQL		0.0020	UJ	Cl. Spec. Table 3 Compound SOP		PFAS_DI_Prep
SS-SGSS-B-070219	07/02/2019	320-52074-2	EVE Acid	0.0020	UG/L	PQL		0.0020	UJ	Cl. Spec. Table 3 Compound SOP		PFAS_DI_Prep
SS-SGSS-B-070219	07/02/2019	320-52074-2	PFECA-G	0.0020	UG/L	PQL		0.0020	UJ	Cl. Spec. Table 3 Compound SOP		PFAS_DI_Prep
SS-SGSS-B-070219	07/02/2019	320-52074-2	PFECA-G	0.0020	UG/L	PQL		0.0020	UJ	Cl. Spec. Table 3 Compound SOP		PFAS_DI_Prep

Validation Reason

The preparation hold time for this sample was exceeded by a factor of 2. The reporting limit may be biased low.

Field Sample ID	Date Sampled	Lab Sample ID	Analyte	Result	Units	Type	MDL	PQL	Validation Qualifier	Analytical Method	Pre-prep	Prep
SD-DNSS-G-070319-D	07/03/2019	320-52076-6	Byproduct 6	0.0020	UG/L	PQL		0.0020	UJ	Cl. Spec. Table 3 Compound SOP		PFAS_DI_Prep
SD-DNSS-G-070319-D	07/03/2019	320-52076-6	Byproduct 6	0.0020	UG/L	PQL		0.0020	UJ	Cl. Spec. Table 3 Compound SOP		PFAS_DI_Prep
SS-SGSS-A-070219	07/02/2019	320-52074-1	PFECA B	0.0060	UG/L	PQL		0.0060	UJ	Cl. Spec. Table 3 Compound SOP		PFAS_DI_Prep
SS-SGSS-A-070219	07/02/2019	320-52074-1	PFECA B	0.0060	UG/L	PQL		0.0060	UJ	Cl. Spec. Table 3 Compound SOP		PFAS_DI_Prep
SS-SGSS-A-070219	07/02/2019	320-52074-1	2-(N-ethyl perfluoro-1-octanesulfonamido)-ethanol	0.0060	UG/L	PQL		0.0060	UJ	Cl. Spec. Table 3 Compound SOP		PFAS_DI_Prep
SS-SGSS-A-070219	07/02/2019	320-52074-1	2-(N-ethyl perfluoro-1-octanesulfonamido)-ethanol	0.0060	UG/L	PQL		0.0060	UJ	Cl. Spec. Table 3 Compound SOP		PFAS_DI_Prep
SS-SGSS-A-070219	07/02/2019	320-52074-1	2-(N-methyl perfluoro-1-octanesulfonamido)-ethanol	0.011	UG/L	PQL		0.011	UJ	Cl. Spec. Table 3 Compound SOP		PFAS_DI_Prep
SS-SGSS-A-070219	07/02/2019	320-52074-1	2-(N-methyl perfluoro-1-octanesulfonamido)-ethanol	0.011	UG/L	PQL		0.011	UJ	Cl. Spec. Table 3 Compound SOP		PFAS_DI_Prep
SS-SGSS-A-070219	07/02/2019	320-52074-1	N-methyl perfluoro-1-octanesulfonamide	0.0035	UG/L	PQL		0.0035	UJ	Cl. Spec. Table 3 Compound SOP		PFAS_DI_Prep
SS-SGSS-A-070219	07/02/2019	320-52074-1	N-methyl perfluoro-1-octanesulfonamide	0.0035	UG/L	PQL		0.0035	UJ	Cl. Spec. Table 3 Compound SOP		PFAS_DI_Prep
SS-SGSS-A-070219	07/02/2019	320-52074-1	PES	0.0046	UG/L	PQL		0.0046	UJ	Cl. Spec. Table 3 Compound SOP		PFAS_DI_Prep
SS-SGSS-A-070219	07/02/2019	320-52074-1	PES	0.0046	UG/L	PQL		0.0046	UJ	Cl. Spec. Table 3 Compound SOP		PFAS_DI_Prep
SS-SGSS-A-070219	07/02/2019	320-52074-1	PFECA-G	0.0041	UG/L	PQL		0.0041	UJ	Cl. Spec. Table 3 Compound SOP		PFAS_DI_Prep
SS-SGSS-A-070219	07/02/2019	320-52074-1	PFECA-G	0.0041	UG/L	PQL		0.0041	UJ	Cl. Spec. Table 3 Compound SOP		PFAS_DI_Prep
SS-SGSS-A-070219	07/02/2019	320-52074-1	NEtPFOSA (trial)	0.0037	UG/L	PQL		0.0037	UJ	Cl. Spec. Table 3 Compound SOP		PFAS_DI_Prep

Validation Reason

The preparation hold time for this sample was exceeded by a factor of 2. The reporting limit may be biased low.

Field Sample ID	Date Sampled	Lab Sample ID	Analyte	Result	Units	Type	MDL	PQL	Validation Qualifier	Analytical Method	Pre-prep	Prep
SS-SGSS-B-070219	07/02/2019	320-52074-2	PES	0.0020	UG/L	PQL		0.0020	UJ	Cl. Spec. Table 3 Compound SOP		PFAS_DI_Prep
SS-SGSS-B-070219	07/02/2019	320-52074-2	PES	0.0020	UG/L	PQL		0.0020	UJ	Cl. Spec. Table 3 Compound SOP		PFAS_DI_Prep
SS-SGSS-B-070219	07/02/2019	320-52074-2	PFECA B	0.0020	UG/L	PQL		0.0020	UJ	Cl. Spec. Table 3 Compound SOP		PFAS_DI_Prep
SS-SGSS-B-070219	07/02/2019	320-52074-2	PFECA B	0.0020	UG/L	PQL		0.0020	UJ	Cl. Spec. Table 3 Compound SOP		PFAS_DI_Prep
SS-SGSS-B-070219	07/02/2019	320-52074-2	2-(N-ethyl perfluoro-1-octanesulfonamido)-ethanol	0.0020	UG/L	PQL		0.0020	UJ	Cl. Spec. Table 3 Compound SOP		PFAS_DI_Prep
SS-SGSS-B-070219	07/02/2019	320-52074-2	2-(N-ethyl perfluoro-1-octanesulfonamido)-ethanol	0.0020	UG/L	PQL		0.0020	UJ	Cl. Spec. Table 3 Compound SOP		PFAS_DI_Prep
SS-SGSS-B-070219	07/02/2019	320-52074-2	2-(N-methyl perfluoro-1-octanesulfonamido)-ethanol	0.0020	UG/L	PQL		0.0020	UJ	Cl. Spec. Table 3 Compound SOP		PFAS_DI_Prep
SS-SGSS-B-070219	07/02/2019	320-52074-2	2-(N-methyl perfluoro-1-octanesulfonamido)-ethanol	0.0020	UG/L	PQL		0.0020	UJ	Cl. Spec. Table 3 Compound SOP		PFAS_DI_Prep
SS-SGSS-B-070219	07/02/2019	320-52074-2	N-methyl perfluoro-1-octanesulfonamide	0.0020	UG/L	PQL		0.0020	UJ	Cl. Spec. Table 3 Compound SOP		PFAS_DI_Prep
SS-SGSS-B-070219	07/02/2019	320-52074-2	N-methyl perfluoro-1-octanesulfonamide	0.0020	UG/L	PQL		0.0020	UJ	Cl. Spec. Table 3 Compound SOP		PFAS_DI_Prep
FAY-SED-SETP-01	04/29/2019	320-49863-2	Hfpo Dimer Acid (trial)	1.8	UG/KG	PQL		1.8	UJ	Cl. Spec. Table 3 Compound SOP		Shake_Bath_14D
FAY-SED-SETP-01	04/29/2019	320-49863-2	R-EVE	1.8	UG/KG	PQL		1.8	UJ	Cl. Spec. Table 3 Compound SOP		Shake_Bath_14D
FAY-SED-SETP-01	04/29/2019	320-49863-2	Byproduct 4	1.2	UG/KG	PQL		1.8	UJ	Cl. Spec. Table 3 Compound SOP		Shake_Bath_14D
FAY-SED-SETP-01	04/29/2019	320-49863-2	Byproduct 4	1.8	UG/KG	PQL		1.8	UJ	Cl. Spec. Table 3 Compound SOP		Shake_Bath_14D
FAY-SED-SETP-01	04/29/2019	320-49863-2	Byproduct 5	1.2	UG/KG	PQL		1.8	UJ	Cl. Spec. Table 3 Compound SOP		Shake_Bath_14D

Validation Reason

The preparation hold time for this sample was exceeded by a factor of 2. The reporting limit may be biased low.

Field Sample ID	Date Sampled	Lab Sample ID	Analyte	Result	Units	Type	MDL	PQL	Validation Qualifier	Analytical Method	Pre-prep	Prep
FAY-SED-SETP-01	04/29/2019	320-49863-2	Byproduct 5	1.8	UG/KG	PQL		1.8	UJ	Cl. Spec. Table 3 Compound SOP		Shake_Bath_14D
FAY-SED-SETP-01	04/29/2019	320-49863-2	Byproduct 6	1.2	UG/KG	PQL		1.8	UJ	Cl. Spec. Table 3 Compound SOP		Shake_Bath_14D
FAY-SED-SETP-01	04/29/2019	320-49863-2	Byproduct 6	1.8	UG/KG	PQL		1.8	UJ	Cl. Spec. Table 3 Compound SOP		Shake_Bath_14D
SD-DNSS-A-070219	07/02/2019	320-52076-3	PFECA B	0.0020	UG/L	PQL		0.0020	UJ	Cl. Spec. Table 3 Compound SOP		PFAS_DI_Prep
SD-DNSS-A-070219	07/02/2019	320-52076-3	PFECA B	0.0020	UG/L	PQL		0.0020	UJ	Cl. Spec. Table 3 Compound SOP		PFAS_DI_Prep
SD-DNSS-A-070219	07/02/2019	320-52076-3	2-(N-ethyl perfluoro-1-octanesulfonamido)-ethanol	0.0020	UG/L	PQL		0.0020	UJ	Cl. Spec. Table 3 Compound SOP		PFAS_DI_Prep
SD-DNSS-A-070219	07/02/2019	320-52076-3	2-(N-ethyl perfluoro-1-octanesulfonamido)-ethanol	0.0020	UG/L	PQL		0.0020	UJ	Cl. Spec. Table 3 Compound SOP		PFAS_DI_Prep
SD-DNSS-A-070219	07/02/2019	320-52076-3	2-(N-methyl perfluoro-1-octanesulfonamido)-ethanol	0.0020	UG/L	PQL		0.0020	UJ	Cl. Spec. Table 3 Compound SOP		PFAS_DI_Prep
SD-DNSS-A-070219	07/02/2019	320-52076-3	2-(N-methyl perfluoro-1-octanesulfonamido)-ethanol	0.0020	UG/L	PQL		0.0020	UJ	Cl. Spec. Table 3 Compound SOP		PFAS_DI_Prep
SD-DNSS-A-070219	07/02/2019	320-52076-3	PEPA	0.020	UG/L	PQL		0.020	UJ	Cl. Spec. Table 3 Compound SOP		PFAS_DI_Prep
SD-DNSS-A-070219	07/02/2019	320-52076-3	PEPA	0.020	UG/L	PQL		0.020	UJ	Cl. Spec. Table 3 Compound SOP		PFAS_DI_Prep
SD-DNSS-A-070219	07/02/2019	320-52076-3	NVHOS	0.0020	UG/L	PQL		0.0020	UJ	Cl. Spec. Table 3 Compound SOP		PFAS_DI_Prep
SD-DNSS-A-070219	07/02/2019	320-52076-3	NVHOS	0.0020	UG/L	PQL		0.0020	UJ	Cl. Spec. Table 3 Compound SOP		PFAS_DI_Prep
SD-DNSS-A-070219	07/02/2019	320-52076-3	PES	0.0020	UG/L	PQL		0.0020	UJ	Cl. Spec. Table 3 Compound SOP		PFAS_DI_Prep
SD-DNSS-A-070219	07/02/2019	320-52076-3	PES	0.0020	UG/L	PQL		0.0020	UJ	Cl. Spec. Table 3 Compound SOP		PFAS_DI_Prep

Validation Reason

The preparation hold time for this sample was exceeded by a factor of 2. The reporting limit may be biased low.

Field Sample ID	Date Sampled	Lab Sample ID	Analyte	Result	Units	Type	MDL	PQL	Validation Qualifier	Analytical Method	Pre-prep	Prep
SD-DNSS-A-070219	07/02/2019	320-52076-3	N-methyl perfluoro-1-octanesulfonamide	0.0020	UG/L	PQL		0.0020	UJ	Cl. Spec. Table 3 Compound SOP		PFAS_DI_Prep
SD-DNSS-A-070219	07/02/2019	320-52076-3	N-methyl perfluoro-1-octanesulfonamide	0.0020	UG/L	PQL		0.0020	UJ	Cl. Spec. Table 3 Compound SOP		PFAS_DI_Prep
FAY-SED-River-01	04/30/2019	320-49863-3	NVHOS	1.2	UG/KG	PQL		1.7	UJ	Cl. Spec. Table 3 Compound SOP		Shake_Bath_14D
FAY-SED-River-01	04/30/2019	320-49863-3	NVHOS	1.7	UG/KG	PQL		1.7	UJ	Cl. Spec. Table 3 Compound SOP		Shake_Bath_14D
FAY-SED-River-01	04/30/2019	320-49863-3	PES	1.2	UG/KG	PQL		1.7	UJ	Cl. Spec. Table 3 Compound SOP		Shake_Bath_14D
FAY-SED-River-01	04/30/2019	320-49863-3	PES	1.7	UG/KG	PQL		1.7	UJ	Cl. Spec. Table 3 Compound SOP		Shake_Bath_14D
FAY-SED-River-01	04/30/2019	320-49863-3	PMPA	2.9	UG/KG	PQL		4.2	UJ	Cl. Spec. Table 3 Compound SOP		Shake_Bath_14D
FAY-SED-River-01	04/30/2019	320-49863-3	PMPA	4.2	UG/KG	PQL		4.2	UJ	Cl. Spec. Table 3 Compound SOP		Shake_Bath_14D
FAY-SED-River-01	04/30/2019	320-49863-3	PFECA B	1.2	UG/KG	PQL		1.7	UJ	Cl. Spec. Table 3 Compound SOP		Shake_Bath_14D
FAY-SED-River-01	04/30/2019	320-49863-3	PFECA B	1.7	UG/KG	PQL		1.7	UJ	Cl. Spec. Table 3 Compound SOP		Shake_Bath_14D
FAY-SED-River-01	04/30/2019	320-49863-3	2-(N-ethyl perfluoro-1-octanesulfonamido)-ethanol	1.2	UG/KG	PQL		1.7	UJ	Cl. Spec. Table 3 Compound SOP		Shake_Bath_14D
FAY-SED-River-01	04/30/2019	320-49863-3	2-(N-ethyl perfluoro-1-octanesulfonamido)-ethanol	1.7	UG/KG	PQL		1.7	UJ	Cl. Spec. Table 3 Compound SOP		Shake_Bath_14D
FAY-SED-River-01	04/30/2019	320-49863-3	2-(N-methyl perfluoro-1-octanesulfonamido)-ethanol	1.2	UG/KG	PQL		1.7	UJ	Cl. Spec. Table 3 Compound SOP		Shake_Bath_14D
FAY-SED-River-01	04/30/2019	320-49863-3	2-(N-methyl perfluoro-1-octanesulfonamido)-ethanol	1.7	UG/KG	PQL		1.7	UJ	Cl. Spec. Table 3 Compound SOP		Shake_Bath_14D
FAY-SED-River-01	04/30/2019	320-49863-3	PEPA	2.9	UG/KG	PQL		4.2	UJ	Cl. Spec. Table 3 Compound SOP		Shake_Bath_14D

Validation Reason

The preparation hold time for this sample was exceeded by a factor of 2. The reporting limit may be biased low.

Field Sample ID	Date Sampled	Lab Sample ID	Analyte	Result	Units	Type	MDL	PQL	Validation Qualifier	Analytical Method	Pre-prep	Prep
FAY-SED-River-01	04/30/2019	320-49863-3	PEPA	4.2	UG/KG	PQL		4.2	UJ	Cl. Spec. Table 3 Compound SOP		Shake_Bath_14D
FAY-SED-River-01	04/30/2019	320-49863-3	PFESA-BP1	2.9	UG/KG	PQL		4.2	UJ	Cl. Spec. Table 3 Compound SOP		Shake_Bath_14D
FAY-SED-River-01	04/30/2019	320-49863-3	PFESA-BP1	4.2	UG/KG	PQL		4.2	UJ	Cl. Spec. Table 3 Compound SOP		Shake_Bath_14D
FAY-SED-River-01	04/30/2019	320-49863-3	N-methyl perfluoro-1-octanesulfonamide	1.2	UG/KG	PQL		1.7	UJ	Cl. Spec. Table 3 Compound SOP		Shake_Bath_14D
FAY-SED-River-01	04/30/2019	320-49863-3	N-methyl perfluoro-1-octanesulfonamide	1.7	UG/KG	PQL		1.7	UJ	Cl. Spec. Table 3 Compound SOP		Shake_Bath_14D
FAY-SED-River-01	04/30/2019	320-49863-3	PFO2HxA	2.9	UG/KG	PQL		4.2	UJ	Cl. Spec. Table 3 Compound SOP		Shake_Bath_14D
FAY-SED-River-01	04/30/2019	320-49863-3	PFO2HxA	4.2	UG/KG	PQL		4.2	UJ	Cl. Spec. Table 3 Compound SOP		Shake_Bath_14D
FAY-SED-River-01	04/30/2019	320-49863-3	PFO3OA	2.9	UG/KG	PQL		4.2	UJ	Cl. Spec. Table 3 Compound SOP		Shake_Bath_14D
FAY-SED-River-01	04/30/2019	320-49863-3	PFO3OA	4.2	UG/KG	PQL		4.2	UJ	Cl. Spec. Table 3 Compound SOP		Shake_Bath_14D
FAY-SED-River-01	04/30/2019	320-49863-3	PFO4DA	2.9	UG/KG	PQL		4.2	UJ	Cl. Spec. Table 3 Compound SOP		Shake_Bath_14D
FAY-SED-River-01	04/30/2019	320-49863-3	PFO4DA	4.2	UG/KG	PQL		4.2	UJ	Cl. Spec. Table 3 Compound SOP		Shake_Bath_14D
FAY-SED-River-01	04/30/2019	320-49863-3	PFO5DA	2.9	UG/KG	PQL		4.2	UJ	Cl. Spec. Table 3 Compound SOP		Shake_Bath_14D
FAY-SED-River-01	04/30/2019	320-49863-3	PFO5DA	4.2	UG/KG	PQL		4.2	UJ	Cl. Spec. Table 3 Compound SOP		Shake_Bath_14D
FAY-SED-River-01	04/30/2019	320-49863-3	N-ethylperfluoro-1-octanesulfonamide	1.2	UG/KG	PQL		1.7	UJ	Cl. Spec. Table 3 Compound SOP		Shake_Bath_14D
FAY-SED-River-01	04/30/2019	320-49863-3	N-ethylperfluoro-1-octanesulfonamide	1.7	UG/KG	PQL		1.7	UJ	Cl. Spec. Table 3 Compound SOP		Shake_Bath_14D
FAY-SED-River-01	04/30/2019	320-49863-3	PFMOAA	2.9	UG/KG	PQL		4.2	UJ	Cl. Spec. Table 3 Compound SOP		Shake_Bath_14D
FAY-SED-River-01	04/30/2019	320-49863-3	PFMOAA	4.2	UG/KG	PQL		4.2	UJ	Cl. Spec. Table 3 Compound SOP		Shake_Bath_14D

Validation Reason

The preparation hold time for this sample was exceeded by a factor of 2. The reporting limit may be biased low.

Field Sample ID	Date Sampled	Lab Sample ID	Analyte	Result	Units	Type	MDL	PQL	Validation Qualifier	Analytical Method	Pre-prep	Prep
FAY-SED-River-01	04/30/2019	320-49863-3	EVE Acid	1.2	UG/KG	PQL		1.7	UJ	Cl. Spec. Table 3 Compound SOP		Shake_Bath_14D
FAY-SED-River-01	04/30/2019	320-49863-3	EVE Acid	1.7	UG/KG	PQL		1.7	UJ	Cl. Spec. Table 3 Compound SOP		Shake_Bath_14D
FAY-SED-River-01	04/30/2019	320-49863-3	PFESA-BP2	2.9	UG/KG	PQL		4.2	UJ	Cl. Spec. Table 3 Compound SOP		Shake_Bath_14D
FAY-SED-River-01	04/30/2019	320-49863-3	PFESA-BP2	4.2	UG/KG	PQL		4.2	UJ	Cl. Spec. Table 3 Compound SOP		Shake_Bath_14D
FAY-SED-River-01	04/30/2019	320-49863-3	Hydro-EVE Acid	1.2	UG/KG	PQL		1.7	UJ	Cl. Spec. Table 3 Compound SOP		Shake_Bath_14D
FAY-SED-River-01	04/30/2019	320-49863-3	Hydro-EVE Acid	1.7	UG/KG	PQL		1.7	UJ	Cl. Spec. Table 3 Compound SOP		Shake_Bath_14D
FAY-SED-River-01	04/30/2019	320-49863-3	PFECA-G	2.9	UG/KG	PQL		4.2	UJ	Cl. Spec. Table 3 Compound SOP		Shake_Bath_14D
FAY-SED-River-01	04/30/2019	320-49863-3	PFECA-G	4.2	UG/KG	PQL		4.2	UJ	Cl. Spec. Table 3 Compound SOP		Shake_Bath_14D
FAY-SED-River-01	04/30/2019	320-49863-3	R-EVE	1.2	UG/KG	PQL		1.7	UJ	Cl. Spec. Table 3 Compound SOP		Shake_Bath_14D
FAY-SED-River-01	04/30/2019	320-49863-3	R-EVE	1.7	UG/KG	PQL		1.7	UJ	Cl. Spec. Table 3 Compound SOP		Shake_Bath_14D
FAY-SED-River-01	04/30/2019	320-49863-3	Byproduct 4	1.2	UG/KG	PQL		1.7	UJ	Cl. Spec. Table 3 Compound SOP		Shake_Bath_14D
FAY-SED-River-01	04/30/2019	320-49863-3	Byproduct 4	1.7	UG/KG	PQL		1.7	UJ	Cl. Spec. Table 3 Compound SOP		Shake_Bath_14D
FAY-SED-River-01	04/30/2019	320-49863-3	Byproduct 5	1.2	UG/KG	PQL		1.7	UJ	Cl. Spec. Table 3 Compound SOP		Shake_Bath_14D
FAY-SED-River-01	04/30/2019	320-49863-3	Byproduct 5	1.7	UG/KG	PQL		1.7	UJ	Cl. Spec. Table 3 Compound SOP		Shake_Bath_14D
FAY-SED-River-01	04/30/2019	320-49863-3	Byproduct 6	1.2	UG/KG	PQL		1.7	UJ	Cl. Spec. Table 3 Compound SOP		Shake_Bath_14D
FAY-SED-River-01	04/30/2019	320-49863-3	Byproduct 6	1.7	UG/KG	PQL		1.7	UJ	Cl. Spec. Table 3 Compound SOP		Shake_Bath_14D
FAY-SED-SETP-01	04/29/2019	320-49863-2	NVHOS	1.2	UG/KG	PQL		1.8	UJ	Cl. Spec. Table 3 Compound SOP		Shake_Bath_14D

Validation Reason

The preparation hold time for this sample was exceeded by a factor of 2. The reporting limit may be biased low.

Field Sample ID	Date Sampled	Lab Sample ID	Analyte	Result	Units	Type	MDL	PQL	Validation Qualifier	Analytical Method	Pre-prep	Prep
FAY-SED-SETP-01	04/29/2019	320-49863-2	NVHOS	1.8	UG/KG	PQL		1.8	UJ	Cl. Spec. Table 3 Compound SOP		Shake_Bath_14D
FAY-SED-SETP-01	04/29/2019	320-49863-2	PES	1.2	UG/KG	PQL		1.8	UJ	Cl. Spec. Table 3 Compound SOP		Shake_Bath_14D
FAY-SED-SETP-01	04/29/2019	320-49863-2	PES	1.8	UG/KG	PQL		1.8	UJ	Cl. Spec. Table 3 Compound SOP		Shake_Bath_14D
FAY-SED-SETP-01	04/29/2019	320-49863-2	PMPA	3.1	UG/KG	PQL		4.4	UJ	Cl. Spec. Table 3 Compound SOP		Shake_Bath_14D
FAY-SED-SETP-01	04/29/2019	320-49863-2	PMPA	4.4	UG/KG	PQL		4.4	UJ	Cl. Spec. Table 3 Compound SOP		Shake_Bath_14D
FAY-SED-SETP-01	04/29/2019	320-49863-2	PFECA B	1.2	UG/KG	PQL		1.8	UJ	Cl. Spec. Table 3 Compound SOP		Shake_Bath_14D
FAY-SED-SETP-01	04/29/2019	320-49863-2	PFECA B	1.8	UG/KG	PQL		1.8	UJ	Cl. Spec. Table 3 Compound SOP		Shake_Bath_14D
FAY-SED-SETP-01	04/29/2019	320-49863-2	2-(N-ethyl perfluoro-1-octanesulfonamido)-ethanol	1.2	UG/KG	PQL		1.8	UJ	Cl. Spec. Table 3 Compound SOP		Shake_Bath_14D
FAY-SED-SETP-01	04/29/2019	320-49863-2	2-(N-ethyl perfluoro-1-octanesulfonamido)-ethanol	1.8	UG/KG	PQL		1.8	UJ	Cl. Spec. Table 3 Compound SOP		Shake_Bath_14D
FAY-SED-SETP-01	04/29/2019	320-49863-2	2-(N-methyl perfluoro-1-octanesulfonamido)-ethanol	1.2	UG/KG	PQL		1.8	UJ	Cl. Spec. Table 3 Compound SOP		Shake_Bath_14D
FAY-SED-SETP-01	04/29/2019	320-49863-2	2-(N-methyl perfluoro-1-octanesulfonamido)-ethanol	1.8	UG/KG	PQL		1.8	UJ	Cl. Spec. Table 3 Compound SOP		Shake_Bath_14D
FAY-SED-SETP-01	04/29/2019	320-49863-2	PEPA	3.1	UG/KG	PQL		4.4	UJ	Cl. Spec. Table 3 Compound SOP		Shake_Bath_14D
FAY-SED-SETP-01	04/29/2019	320-49863-2	PEPA	4.4	UG/KG	PQL		4.4	UJ	Cl. Spec. Table 3 Compound SOP		Shake_Bath_14D
FAY-SED-SETP-01	04/29/2019	320-49863-2	PFESA-BP1	3.1	UG/KG	PQL		4.4	UJ	Cl. Spec. Table 3 Compound SOP		Shake_Bath_14D
FAY-SED-SETP-01	04/29/2019	320-49863-2	PFESA-BP1	4.4	UG/KG	PQL		4.4	UJ	Cl. Spec. Table 3 Compound SOP		Shake_Bath_14D

Validation Reason

The preparation hold time for this sample was exceeded by a factor of 2. The reporting limit may be biased low.

Field Sample ID	Date Sampled	Lab Sample ID	Analyte	Result	Units	Type	MDL	PQL	Validation Qualifier	Analytical Method	Pre-prep	Prep
FAY-SED-SETP-01	04/29/2019	320-49863-2	N-methyl perfluoro-1-octanesulfonamide	1.2	UG/KG	PQL		1.8	UJ	Cl. Spec. Table 3 Compound SOP		Shake_Bath_14D
FAY-SED-SETP-01	04/29/2019	320-49863-2	N-methyl perfluoro-1-octanesulfonamide	1.8	UG/KG	PQL		1.8	UJ	Cl. Spec. Table 3 Compound SOP		Shake_Bath_14D
FAY-SED-SETP-01	04/29/2019	320-49863-2	PFO2HxA	3.1	UG/KG	PQL		4.4	UJ	Cl. Spec. Table 3 Compound SOP		Shake_Bath_14D
FAY-SED-SETP-01	04/29/2019	320-49863-2	PFO2HxA	4.4	UG/KG	PQL		4.4	UJ	Cl. Spec. Table 3 Compound SOP		Shake_Bath_14D
FAY-SED-SETP-01	04/29/2019	320-49863-2	PFO3OA	3.1	UG/KG	PQL		4.4	UJ	Cl. Spec. Table 3 Compound SOP		Shake_Bath_14D
FAY-SED-SETP-01	04/29/2019	320-49863-2	PFO3OA	4.4	UG/KG	PQL		4.4	UJ	Cl. Spec. Table 3 Compound SOP		Shake_Bath_14D
FAY-SED-SETP-01	04/29/2019	320-49863-2	PFO4DA	3.1	UG/KG	PQL		4.4	UJ	Cl. Spec. Table 3 Compound SOP		Shake_Bath_14D
FAY-SED-SETP-01	04/29/2019	320-49863-2	PFO4DA	4.4	UG/KG	PQL		4.4	UJ	Cl. Spec. Table 3 Compound SOP		Shake_Bath_14D
FAY-SED-SETP-01	04/29/2019	320-49863-2	PFO5DA	3.1	UG/KG	PQL		4.4	UJ	Cl. Spec. Table 3 Compound SOP		Shake_Bath_14D
FAY-SED-SETP-01	04/29/2019	320-49863-2	PFO5DA	4.4	UG/KG	PQL		4.4	UJ	Cl. Spec. Table 3 Compound SOP		Shake_Bath_14D
FAY-SED-SETP-01	04/29/2019	320-49863-2	N-ethylperfluoro-1-octanesulfonamide	1.8	UG/KG	PQL		1.8	UJ	Cl. Spec. Table 3 Compound SOP		Shake_Bath_14D
FAY-SED-SETP-01	04/29/2019	320-49863-2	PFMOAA	3.1	UG/KG	PQL		4.4	UJ	Cl. Spec. Table 3 Compound SOP		Shake_Bath_14D
FAY-SED-SETP-01	04/29/2019	320-49863-2	PFMOAA	4.4	UG/KG	PQL		4.4	UJ	Cl. Spec. Table 3 Compound SOP		Shake_Bath_14D
FAY-SED-SETP-01	04/29/2019	320-49863-2	EVE Acid	1.2	UG/KG	PQL		1.8	UJ	Cl. Spec. Table 3 Compound SOP		Shake_Bath_14D
FAY-SED-SETP-01	04/29/2019	320-49863-2	EVE Acid	1.8	UG/KG	PQL		1.8	UJ	Cl. Spec. Table 3 Compound SOP		Shake_Bath_14D
FAY-SED-SETP-01	04/29/2019	320-49863-2	PFESA-BP2	3.1	UG/KG	PQL		4.4	UJ	Cl. Spec. Table 3 Compound SOP		Shake_Bath_14D
FAY-SED-SETP-01	04/29/2019	320-49863-2	PFESA-BP2	4.4	UG/KG	PQL		4.4	UJ	Cl. Spec. Table 3 Compound SOP		Shake_Bath_14D

Validation Reason

The preparation hold time for this sample was exceeded by a factor of 2. The reporting limit may be biased low.

Field Sample ID	Date Sampled	Lab Sample ID	Analyte	Result	Units	Type	MDL	PQL	Validation Qualifier	Analytical Method	Pre-prep	Prep
FAY-SED-SETP-01	04/29/2019	320-49863-2	Hydro-EVE Acid	1.2	UG/KG	PQL		1.8	UJ	Cl. Spec. Table 3 Compound SOP		Shake_Bath_14D
FAY-SED-SETP-01	04/29/2019	320-49863-2	Hydro-EVE Acid	1.8	UG/KG	PQL		1.8	UJ	Cl. Spec. Table 3 Compound SOP		Shake_Bath_14D
FAY-SED-SETP-01	04/29/2019	320-49863-2	PFECA-G	3.1	UG/KG	PQL		4.4	UJ	Cl. Spec. Table 3 Compound SOP		Shake_Bath_14D
FAY-SED-SETP-01	04/29/2019	320-49863-2	PFECA-G	4.4	UG/KG	PQL		4.4	UJ	Cl. Spec. Table 3 Compound SOP		Shake_Bath_14D
SD-DNSS-A-070219	07/02/2019	320-52076-3	PFO5DA	0.0020	UG/L	PQL		0.0020	UJ	Cl. Spec. Table 3 Compound SOP		PFAS_DI_Prep
SD-DNSS-A-070219	07/02/2019	320-52076-3	N-ethylperfluoro-1-octanesulfonamide	0.0020	UG/L	PQL		0.0020	UJ	Cl. Spec. Table 3 Compound SOP		PFAS_DI_Prep
SD-DNSS-A-070219	07/02/2019	320-52076-3	N-ethylperfluoro-1-octanesulfonamide	0.0020	UG/L	PQL		0.0020	UJ	Cl. Spec. Table 3 Compound SOP		PFAS_DI_Prep
SD-DNSS-A-070219	07/02/2019	320-52076-3	Hydro-EVE Acid	0.0020	UG/L	PQL		0.0020	UJ	Cl. Spec. Table 3 Compound SOP		PFAS_DI_Prep
SD-DNSS-A-070219	07/02/2019	320-52076-3	Hydro-EVE Acid	0.0020	UG/L	PQL		0.0020	UJ	Cl. Spec. Table 3 Compound SOP		PFAS_DI_Prep
SD-DNSS-A-070219	07/02/2019	320-52076-3	PFECA-G	0.0020	UG/L	PQL		0.0020	UJ	Cl. Spec. Table 3 Compound SOP		PFAS_DI_Prep
SD-DNSS-A-070219	07/02/2019	320-52076-3	PFECA-G	0.0020	UG/L	PQL		0.0020	UJ	Cl. Spec. Table 3 Compound SOP		PFAS_DI_Prep
SD-DNSS-A-070219	07/02/2019	320-52076-3	Byproduct 6	0.0020	UG/L	PQL		0.0020	UJ	Cl. Spec. Table 3 Compound SOP		PFAS_DI_Prep
SD-DNSS-A-070219	07/02/2019	320-52076-3	Byproduct 6	0.0020	UG/L	PQL		0.0020	UJ	Cl. Spec. Table 3 Compound SOP		PFAS_DI_Prep
SD-DNSS-C-070319	07/03/2019	320-52076-4	NVHOS	0.0054	UG/L	PQL		0.0054	UJ	Cl. Spec. Table 3 Compound SOP		PFAS_DI_Prep
SD-DNSS-C-070319	07/03/2019	320-52076-4	NVHOS	0.0054	UG/L	PQL		0.0054	UJ	Cl. Spec. Table 3 Compound SOP		PFAS_DI_Prep
SD-DNSS-C-070319	07/03/2019	320-52076-4	PES	0.0046	UG/L	PQL		0.0046	UJ	Cl. Spec. Table 3 Compound SOP		PFAS_DI_Prep
SD-DNSS-C-070319	07/03/2019	320-52076-4	PES	0.0046	UG/L	PQL		0.0046	UJ	Cl. Spec. Table 3 Compound SOP		PFAS_DI_Prep

Validation Reason

The preparation hold time for this sample was exceeded by a factor of 2. The reporting limit may be biased low.

Field Sample ID	Date Sampled	Lab Sample ID	Analyte	Result	Units	Type	MDL	PQL	Validation Qualifier	Analytical Method	Pre-prep	Prep
SD-DNSS-C-070319	07/03/2019	320-52076-4	PMPA	0.057	UG/L	PQL		0.057	UJ	Cl. Spec. Table 3 Compound SOP		PFAS_DI_Prep
SD-DNSS-C-070319	07/03/2019	320-52076-4	PMPA	0.057	UG/L	PQL		0.057	UJ	Cl. Spec. Table 3 Compound SOP		PFAS_DI_Prep
SD-DNSS-C-070319	07/03/2019	320-52076-4	PFECA B	0.0060	UG/L	PQL		0.0060	UJ	Cl. Spec. Table 3 Compound SOP		PFAS_DI_Prep
SD-DNSS-C-070319	07/03/2019	320-52076-4	PFECA B	0.0060	UG/L	PQL		0.0060	UJ	Cl. Spec. Table 3 Compound SOP		PFAS_DI_Prep
SD-DNSS-C-070319	07/03/2019	320-52076-4	2-(N-ethyl perfluoro-1-octanesulfonamido)-ethanol	0.0060	UG/L	PQL		0.0060	UJ	Cl. Spec. Table 3 Compound SOP		PFAS_DI_Prep
SD-DNSS-C-070319	07/03/2019	320-52076-4	2-(N-ethyl perfluoro-1-octanesulfonamido)-ethanol	0.0060	UG/L	PQL		0.0060	UJ	Cl. Spec. Table 3 Compound SOP		PFAS_DI_Prep
SD-DNSS-C-070319	07/03/2019	320-52076-4	2-(N-methyl perfluoro-1-octanesulfonamido)-ethanol	0.011	UG/L	PQL		0.011	UJ	Cl. Spec. Table 3 Compound SOP		PFAS_DI_Prep
SD-DNSS-C-070319	07/03/2019	320-52076-4	2-(N-methyl perfluoro-1-octanesulfonamido)-ethanol	0.011	UG/L	PQL		0.011	UJ	Cl. Spec. Table 3 Compound SOP		PFAS_DI_Prep
SD-DNSS-C-070319	07/03/2019	320-52076-4	PEPA	0.020	UG/L	PQL		0.020	UJ	Cl. Spec. Table 3 Compound SOP		PFAS_DI_Prep
SD-DNSS-C-070319	07/03/2019	320-52076-4	PEPA	0.020	UG/L	PQL		0.020	UJ	Cl. Spec. Table 3 Compound SOP		PFAS_DI_Prep
SD-DNSS-C-070319	07/03/2019	320-52076-4	N-methyl perfluoro-1-octanesulfonamide	0.0035	UG/L	PQL		0.0035	UJ	Cl. Spec. Table 3 Compound SOP		PFAS_DI_Prep
SD-DNSS-C-070319	07/03/2019	320-52076-4	N-methyl perfluoro-1-octanesulfonamide	0.0035	UG/L	PQL		0.0035	UJ	Cl. Spec. Table 3 Compound SOP		PFAS_DI_Prep
SD-DNSS-C-070319	07/03/2019	320-52076-4	PFO2HxA	0.0081	UG/L	PQL		0.0081	UJ	Cl. Spec. Table 3 Compound SOP		PFAS_DI_Prep
SD-DNSS-C-070319	07/03/2019	320-52076-4	PFO2HxA	0.0081	UG/L	PQL		0.0081	UJ	Cl. Spec. Table 3 Compound SOP		PFAS_DI_Prep
SD-DNSS-C-070319	07/03/2019	320-52076-4	PFO3OA	0.0058	UG/L	PQL		0.0058	UJ	Cl. Spec. Table 3 Compound SOP		PFAS_DI_Prep

Validation Reason

The preparation hold time for this sample was exceeded by a factor of 2. The reporting limit may be biased low.

Field Sample ID	Date Sampled	Lab Sample ID	Analyte	Result	Units	Type	MDL	PQL	Validation Qualifier	Analytical Method	Pre-prep	Prep
SD-DNSS-C-070319	07/03/2019	320-52076-4	PFO3OA	0.0058	UG/L	PQL		0.0058	UJ	Cl. Spec. Table 3 Compound SOP		PFAS_DI_Prep
SD-DNSS-C-070319	07/03/2019	320-52076-4	PFO4DA	0.0079	UG/L	PQL		0.0079	UJ	Cl. Spec. Table 3 Compound SOP		PFAS_DI_Prep
SD-DNSS-C-070319	07/03/2019	320-52076-4	PFO4DA	0.0079	UG/L	PQL		0.0079	UJ	Cl. Spec. Table 3 Compound SOP		PFAS_DI_Prep
SD-DNSS-C-070319	07/03/2019	320-52076-4	PFO5DA	0.0034	UG/L	PQL		0.0034	UJ	Cl. Spec. Table 3 Compound SOP		PFAS_DI_Prep
SD-DNSS-C-070319	07/03/2019	320-52076-4	PFO5DA	0.0034	UG/L	PQL		0.0034	UJ	Cl. Spec. Table 3 Compound SOP		PFAS_DI_Prep
SD-DNSS-C-070319	07/03/2019	320-52076-4	N-ethylperfluoro-1-octanesulfonamide	0.0037	UG/L	PQL		0.0037	UJ	Cl. Spec. Table 3 Compound SOP		PFAS_DI_Prep
SD-DNSS-C-070319	07/03/2019	320-52076-4	N-ethylperfluoro-1-octanesulfonamide	0.0037	UG/L	PQL		0.0037	UJ	Cl. Spec. Table 3 Compound SOP		PFAS_DI_Prep
SD-DNSS-C-070319	07/03/2019	320-52076-4	PFMOAA	0.021	UG/L	PQL		0.021	UJ	Cl. Spec. Table 3 Compound SOP		PFAS_DI_Prep
SD-DNSS-C-070319	07/03/2019	320-52076-4	PFMOAA	0.021	UG/L	PQL		0.021	UJ	Cl. Spec. Table 3 Compound SOP		PFAS_DI_Prep
SD-DNSS-A-070219	07/02/2019	320-52076-3	R-EVE	0.0020	UG/L	PQL		0.0020	UJ	Cl. Spec. Table 3 Compound SOP		PFAS_DI_Prep
SD-DNSS-A-070219	07/02/2019	320-52076-3	R-EVE	0.0020	UG/L	PQL		0.0020	UJ	Cl. Spec. Table 3 Compound SOP		PFAS_DI_Prep
SD-DNSS-C-070319	07/03/2019	320-52076-4	PFECA-G	0.0041	UG/L	PQL		0.0041	UJ	Cl. Spec. Table 3 Compound SOP		PFAS_DI_Prep
SD-DNSS-C-070319	07/03/2019	320-52076-4	PFECA-G	0.0041	UG/L	PQL		0.0041	UJ	Cl. Spec. Table 3 Compound SOP		PFAS_DI_Prep
SD-DNSS-F-070319	07/03/2019	320-52076-7	NVHOS	0.0027	UG/L	PQL		0.0027	UJ	Cl. Spec. Table 3 Compound SOP		PFAS_DI_Prep
SD-DNSS-F-070319	07/03/2019	320-52076-7	NVHOS	0.0027	UG/L	PQL		0.0027	UJ	Cl. Spec. Table 3 Compound SOP		PFAS_DI_Prep
SD-DNSS-F-070319	07/03/2019	320-52076-7	PES	0.0023	UG/L	PQL		0.0023	UJ	Cl. Spec. Table 3 Compound SOP		PFAS_DI_Prep
SD-DNSS-F-070319	07/03/2019	320-52076-7	PES	0.0023	UG/L	PQL		0.0023	UJ	Cl. Spec. Table 3 Compound SOP		PFAS_DI_Prep

Validation Reason

The preparation hold time for this sample was exceeded by a factor of 2. The reporting limit may be biased low.

Field Sample ID	Date Sampled	Lab Sample ID	Analyte	Result	Units	Type	MDL	PQL	Validation Qualifier	Analytical Method	Pre-prep	Prep
SD-DNSS-F-070319	07/03/2019	320-52076-7	PMPA	0.028	UG/L	PQL		0.028	UJ	Cl. Spec. Table 3 Compound SOP		PFAS_DI_Prep
SD-DNSS-F-070319	07/03/2019	320-52076-7	PMPA	0.028	UG/L	PQL		0.028	UJ	Cl. Spec. Table 3 Compound SOP		PFAS_DI_Prep
SD-DNSS-F-070319	07/03/2019	320-52076-7	PFECA B	0.0030	UG/L	PQL		0.0030	UJ	Cl. Spec. Table 3 Compound SOP		PFAS_DI_Prep
SD-DNSS-F-070319	07/03/2019	320-52076-7	PFECA B	0.0030	UG/L	PQL		0.0030	UJ	Cl. Spec. Table 3 Compound SOP		PFAS_DI_Prep
SD-DNSS-F-070319	07/03/2019	320-52076-7	2-(N-ethyl perfluoro-1-octanesulfonamido)-ethanol	0.0030	UG/L	PQL		0.0030	UJ	Cl. Spec. Table 3 Compound SOP		PFAS_DI_Prep
SD-DNSS-F-070319	07/03/2019	320-52076-7	2-(N-ethyl perfluoro-1-octanesulfonamido)-ethanol	0.0030	UG/L	PQL		0.0030	UJ	Cl. Spec. Table 3 Compound SOP		PFAS_DI_Prep
SD-DNSS-F-070319	07/03/2019	320-52076-7	2-(N-methyl perfluoro-1-octanesulfonamido)-ethanol	0.0055	UG/L	PQL		0.0055	UJ	Cl. Spec. Table 3 Compound SOP		PFAS_DI_Prep
SD-DNSS-F-070319	07/03/2019	320-52076-7	2-(N-methyl perfluoro-1-octanesulfonamido)-ethanol	0.0055	UG/L	PQL		0.0055	UJ	Cl. Spec. Table 3 Compound SOP		PFAS_DI_Prep
SD-DNSS-F-070319	07/03/2019	320-52076-7	PEPA	0.020	UG/L	PQL		0.020	UJ	Cl. Spec. Table 3 Compound SOP		PFAS_DI_Prep
SD-DNSS-F-070319	07/03/2019	320-52076-7	PEPA	0.020	UG/L	PQL		0.020	UJ	Cl. Spec. Table 3 Compound SOP		PFAS_DI_Prep
SD-DNSS-F-070319	07/03/2019	320-52076-7	N-methyl perfluoro-1-octanesulfonamide	0.0020	UG/L	PQL		0.0020	UJ	Cl. Spec. Table 3 Compound SOP		PFAS_DI_Prep
SD-DNSS-F-070319	07/03/2019	320-52076-7	N-methyl perfluoro-1-octanesulfonamide	0.0020	UG/L	PQL		0.0020	UJ	Cl. Spec. Table 3 Compound SOP		PFAS_DI_Prep
SD-DNSS-F-070319	07/03/2019	320-52076-7	PFO3OA	0.0029	UG/L	PQL		0.0029	UJ	Cl. Spec. Table 3 Compound SOP		PFAS_DI_Prep
SD-DNSS-F-070319	07/03/2019	320-52076-7	PFO4DA	0.0039	UG/L	PQL		0.0039	UJ	Cl. Spec. Table 3 Compound SOP		PFAS_DI_Prep
SD-DNSS-F-070319	07/03/2019	320-52076-7	PFO4DA	0.0039	UG/L	PQL		0.0039	UJ	Cl. Spec. Table 3 Compound SOP		PFAS_DI_Prep

Validation Reason

The preparation hold time for this sample was exceeded by a factor of 2. The reporting limit may be biased low.

Field Sample ID	Date Sampled	Lab Sample ID	Analyte	Result	Units	Type	MDL	PQL	Validation Qualifier	Analytical Method	Pre-prep	Prep
SD-DNSS-F-070319	07/03/2019	320-52076-7	PFO5DA	0.0020	UG/L	PQL		0.0020	UJ	Cl. Spec. Table 3 Compound SOP		PFAS_DI_Prep
SD-DNSS-F-070319	07/03/2019	320-52076-7	PFO5DA	0.0020	UG/L	PQL		0.0020	UJ	Cl. Spec. Table 3 Compound SOP		PFAS_DI_Prep
SD-DNSS-F-070319	07/03/2019	320-52076-7	N-ethylperfluoro-1-octanesulfonamide	0.0020	UG/L	PQL		0.0020	UJ	Cl. Spec. Table 3 Compound SOP		PFAS_DI_Prep
SD-DNSS-F-070319	07/03/2019	320-52076-7	N-ethylperfluoro-1-octanesulfonamide	0.0020	UG/L	PQL		0.0020	UJ	Cl. Spec. Table 3 Compound SOP		PFAS_DI_Prep
SD-DNSS-F-070319	07/03/2019	320-52076-7	PFMOAA	0.011	UG/L	PQL		0.011	UJ	Cl. Spec. Table 3 Compound SOP		PFAS_DI_Prep
SD-DNSS-F-070319	07/03/2019	320-52076-7	PFMOAA	0.011	UG/L	PQL		0.011	UJ	Cl. Spec. Table 3 Compound SOP		PFAS_DI_Prep
SD-DNSS-F-070319	07/03/2019	320-52076-7	Hydro-EVE Acid	0.0020	UG/L	PQL		0.0020	UJ	Cl. Spec. Table 3 Compound SOP		PFAS_DI_Prep
SD-DNSS-F-070319	07/03/2019	320-52076-7	Hydro-EVE Acid	0.0020	UG/L	PQL		0.0020	UJ	Cl. Spec. Table 3 Compound SOP		PFAS_DI_Prep
SD-DNSS-F-070319	07/03/2019	320-52076-7	PFECA-G	0.0020	UG/L	PQL		0.0020	UJ	Cl. Spec. Table 3 Compound SOP		PFAS_DI_Prep
SD-DNSS-F-070319	07/03/2019	320-52076-7	PFECA-G	0.0020	UG/L	PQL		0.0020	UJ	Cl. Spec. Table 3 Compound SOP		PFAS_DI_Prep
SD-DNSS-F-070319	07/03/2019	320-52076-7	Byproduct 6	0.0020	UG/L	PQL		0.0020	UJ	Cl. Spec. Table 3 Compound SOP		PFAS_DI_Prep
SD-DNSS-F-070319	07/03/2019	320-52076-7	Byproduct 6	0.0020	UG/L	PQL		0.0020	UJ	Cl. Spec. Table 3 Compound SOP		PFAS_DI_Prep
SD-DNSS-G-070319	07/03/2019	320-52076-5	PFECA B	0.0020	UG/L	PQL		0.0020	UJ	Cl. Spec. Table 3 Compound SOP		PFAS_DI_Prep
SD-DNSS-G-070319	07/03/2019	320-52076-5	PFECA B	0.0020	UG/L	PQL		0.0020	UJ	Cl. Spec. Table 3 Compound SOP		PFAS_DI_Prep
SD-DNSS-G-070319	07/03/2019	320-52076-5	2-(N-ethyl perfluoro-1-octanesulfonamido)-ethanol	0.0020	UG/L	PQL		0.0020	UJ	Cl. Spec. Table 3 Compound SOP		PFAS_DI_Prep
SD-DNSS-G-070319	07/03/2019	320-52076-5	2-(N-ethyl perfluoro-1-octanesulfonamido)-ethanol	0.0020	UG/L	PQL		0.0020	UJ	Cl. Spec. Table 3 Compound SOP		PFAS_DI_Prep

Validation Reason

The preparation hold time for this sample was exceeded by a factor of 2. The reporting limit may be biased low.

Field Sample ID	Date Sampled	Lab Sample ID	Analyte	Result	Units	Type	MDL	PQL	Validation Qualifier	Analytical Method	Pre-prep	Prep
SD-DNSS-G-070319	07/03/2019	320-52076-5	2-(N-methyl perfluoro-1-octanesulfonamido)-ethanol	0.0020	UG/L	PQL		0.0020	UJ	Cl. Spec. Table 3 Compound SOP		PFAS_DI_Prep
SD-DNSS-G-070319	07/03/2019	320-52076-5	2-(N-methyl perfluoro-1-octanesulfonamido)-ethanol	0.0020	UG/L	PQL		0.0020	UJ	Cl. Spec. Table 3 Compound SOP		PFAS_DI_Prep
SD-DNSS-G-070319	07/03/2019	320-52076-5	PEPA	0.020	UG/L	PQL		0.020	UJ	Cl. Spec. Table 3 Compound SOP		PFAS_DI_Prep
SD-DNSS-G-070319	07/03/2019	320-52076-5	PEPA	0.020	UG/L	PQL		0.020	UJ	Cl. Spec. Table 3 Compound SOP		PFAS_DI_Prep
SD-DNSS-G-070319	07/03/2019	320-52076-5	N-methyl perfluoro-1-octanesulfonamide	0.0020	UG/L	PQL		0.0020	UJ	Cl. Spec. Table 3 Compound SOP		PFAS_DI_Prep
SD-DNSS-G-070319	07/03/2019	320-52076-5	N-methyl perfluoro-1-octanesulfonamide	0.0020	UG/L	PQL		0.0020	UJ	Cl. Spec. Table 3 Compound SOP		PFAS_DI_Prep
SD-DNSS-G-070319	07/03/2019	320-52076-5	PES	0.0020	UG/L	PQL		0.0020	UJ	Cl. Spec. Table 3 Compound SOP		PFAS_DI_Prep
SD-DNSS-G-070319	07/03/2019	320-52076-5	PES	0.0020	UG/L	PQL		0.0020	UJ	Cl. Spec. Table 3 Compound SOP		PFAS_DI_Prep
SD-DNSS-G-070319	07/03/2019	320-52076-5	N-ethylperfluoro-1-octanesulfonamide	0.0020	UG/L	PQL		0.0020	UJ	Cl. Spec. Table 3 Compound SOP		PFAS_DI_Prep
SD-DNSS-G-070319	07/03/2019	320-52076-5	N-ethylperfluoro-1-octanesulfonamide	0.0020	UG/L	PQL		0.0020	UJ	Cl. Spec. Table 3 Compound SOP		PFAS_DI_Prep
SD-DNSS-G-070319	07/03/2019	320-52076-5	EVE Acid	0.0020	UG/L	PQL		0.0020	UJ	Cl. Spec. Table 3 Compound SOP		PFAS_DI_Prep
SD-DNSS-G-070319	07/03/2019	320-52076-5	EVE Acid	0.0020	UG/L	PQL		0.0020	UJ	Cl. Spec. Table 3 Compound SOP		PFAS_DI_Prep
SD-DNSS-G-070319	07/03/2019	320-52076-5	PFECA-G	0.0020	UG/L	PQL		0.0020	UJ	Cl. Spec. Table 3 Compound SOP		PFAS_DI_Prep
SD-DNSS-G-070319	07/03/2019	320-52076-5	PFECA-G	0.0020	UG/L	PQL		0.0020	UJ	Cl. Spec. Table 3 Compound SOP		PFAS_DI_Prep
SD-DNSS-G-070319	07/03/2019	320-52076-5	Byproduct 6	0.0020	UG/L	PQL		0.0020	UJ	Cl. Spec. Table 3 Compound SOP		PFAS_DI_Prep
SD-DNSS-G-070319	07/03/2019	320-52076-5	Byproduct 6	0.0020	UG/L	PQL		0.0020	UJ	Cl. Spec. Table 3 Compound SOP		PFAS_DI_Prep

Validation Reason

The preparation hold time for this sample was exceeded by a factor of 2. The reporting limit may be biased low.

Field Sample ID	Date Sampled	Lab Sample ID	Analyte	Result	Units	Type	MDL	PQL	Validation Qualifier	Analytical Method	Pre-prep	Prep
SD-DNSS-G-070319-D	07/03/2019	320-52076-6	PES	0.0020	UG/L	PQL		0.0020	UJ	Cl. Spec. Table 3 Compound SOP		PFAS_DI_Prep
SD-DNSS-G-070319-D	07/03/2019	320-52076-6	PES	0.0020	UG/L	PQL		0.0020	UJ	Cl. Spec. Table 3 Compound SOP		PFAS_DI_Prep
SD-DNSS-G-070319-D	07/03/2019	320-52076-6	PFECA B	0.0020	UG/L	PQL		0.0020	UJ	Cl. Spec. Table 3 Compound SOP		PFAS_DI_Prep
SD-DNSS-G-070319-D	07/03/2019	320-52076-6	PFECA B	0.0020	UG/L	PQL		0.0020	UJ	Cl. Spec. Table 3 Compound SOP		PFAS_DI_Prep
SD-DNSS-G-070319-D	07/03/2019	320-52076-6	2-(N-ethyl perfluoro-1-octanesulfonamido)-ethanol	0.0020	UG/L	PQL		0.0020	UJ	Cl. Spec. Table 3 Compound SOP		PFAS_DI_Prep
SD-DNSS-G-070319-D	07/03/2019	320-52076-6	2-(N-ethyl perfluoro-1-octanesulfonamido)-ethanol	0.0020	UG/L	PQL		0.0020	UJ	Cl. Spec. Table 3 Compound SOP		PFAS_DI_Prep
SD-DNSS-G-070319-D	07/03/2019	320-52076-6	2-(N-methyl perfluoro-1-octanesulfonamido)-ethanol	0.0020	UG/L	PQL		0.0020	UJ	Cl. Spec. Table 3 Compound SOP		PFAS_DI_Prep
SD-DNSS-G-070319-D	07/03/2019	320-52076-6	2-(N-methyl perfluoro-1-octanesulfonamido)-ethanol	0.0020	UG/L	PQL		0.0020	UJ	Cl. Spec. Table 3 Compound SOP		PFAS_DI_Prep
SD-DNSS-G-070319-D	07/03/2019	320-52076-6	PEPA	0.020	UG/L	PQL		0.020	UJ	Cl. Spec. Table 3 Compound SOP		PFAS_DI_Prep
SD-DNSS-G-070319-D	07/03/2019	320-52076-6	PEPA	0.020	UG/L	PQL		0.020	UJ	Cl. Spec. Table 3 Compound SOP		PFAS_DI_Prep
SD-DNSS-G-070319-D	07/03/2019	320-52076-6	N-methyl perfluoro-1-octanesulfonamide	0.0020	UG/L	PQL		0.0020	UJ	Cl. Spec. Table 3 Compound SOP		PFAS_DI_Prep
SD-DNSS-G-070319-D	07/03/2019	320-52076-6	N-methyl perfluoro-1-octanesulfonamide	0.0020	UG/L	PQL		0.0020	UJ	Cl. Spec. Table 3 Compound SOP		PFAS_DI_Prep
SD-DNSS-G-070319-D	07/03/2019	320-52076-6	N-ethylperfluoro-1-octanesulfonamide	0.0020	UG/L	PQL		0.0020	UJ	Cl. Spec. Table 3 Compound SOP		PFAS_DI_Prep
SD-DNSS-G-070319-D	07/03/2019	320-52076-6	N-ethylperfluoro-1-octanesulfonamide	0.0020	UG/L	PQL		0.0020	UJ	Cl. Spec. Table 3 Compound SOP		PFAS_DI_Prep
SD-DNSS-G-070319-D	07/03/2019	320-52076-6	EVE Acid	0.0020	UG/L	PQL		0.0020	UJ	Cl. Spec. Table 3 Compound SOP		PFAS_DI_Prep

Validation Reason

The preparation hold time for this sample was exceeded by a factor of 2. The reporting limit may be biased low.

Field Sample ID	Date Sampled	Lab Sample ID	Analyte	Result	Units	Type	MDL	PQL	Validation Qualifier	Analytical Method	Pre-prep	Prep
SD-DNSS-G-070319-D	07/03/2019	320-52076-6	EVE Acid	0.0020	UG/L	PQL		0.0020	UJ	Cl. Spec. Table 3 Compound SOP		PFAS_DI_Prep
SD-DNSS-G-070319-D	07/03/2019	320-52076-6	PFECA-G	0.0020	UG/L	PQL		0.0020	UJ	Cl. Spec. Table 3 Compound SOP		PFAS_DI_Prep
SD-DNSS-G-070319-D	07/03/2019	320-52076-6	PFECA-G	0.0020	UG/L	PQL		0.0020	UJ	Cl. Spec. Table 3 Compound SOP		PFAS_DI_Prep

Validation Reason

Associated MS and/or MSD analysis had relative percent recovery (RPR) values less than the data rejection level. The reporting limit may be biased low.

Field Sample ID	Date Sampled	Lab Sample ID	Analyte	Result	Units	Type	MDL	PQL	Validation Qualifier	Analytical Method	Pre-prep	Prep
BASIN-SEDIMENT-PILE-1A	08/09/2019	320-53222-1	R-EVE	1.0	UG/KG	PQL		1.0	UJ	Cl. Spec. Table 3 Compound SOP		Shake_Bath_14D
BASIN-SEDIMENT-PILE-1A	08/09/2019	320-53222-1	R-EVE	1.0	UG/KG	PQL		1.0	UJ	Cl. Spec. Table 3 Compound SOP		Shake_Bath_14D
BASIN-SEDIMENT-PILE-1A	08/09/2019	320-53222-1	Byproduct 4	1.0	UG/KG	PQL		1.0	UJ	Cl. Spec. Table 3 Compound SOP		Shake_Bath_14D
BASIN-SEDIMENT-PILE-1A	08/09/2019	320-53222-1	Byproduct 4	1.0	UG/KG	PQL		1.0	UJ	Cl. Spec. Table 3 Compound SOP		Shake_Bath_14D
BASIN-SEDIMENT-PILE-1A	08/09/2019	320-53222-1	Byproduct 5	1.0	UG/KG	PQL		1.0	UJ	Cl. Spec. Table 3 Compound SOP		Shake_Bath_14D
BASIN-SEDIMENT-PILE-1A	08/09/2019	320-53222-1	Byproduct 5	1.0	UG/KG	PQL		1.0	UJ	Cl. Spec. Table 3 Compound SOP		Shake_Bath_14D

Validation Reason Associated LCS and/or LCSD analysis had relative percent recovery (RPR) values higher than the upper control limit. The reported result may be biased high.

Field Sample ID	Date Sampled	Lab Sample ID	Analyte	Result	Units	Type	MDL	PQL	Validation Qualifier	Analytical Method	Pre-prep	Prep
SD-DNSS-F-070319	07/03/2019	320-52076-7	Byproduct 5	0.14	UG/L	PQL		0.0029	J	Cl. Spec. Table 3 Compound SOP		PFAS_DI_Prep
SD-DNSS-F-070319	07/03/2019	320-52076-7	Byproduct 5	0.13	UG/L	PQL		0.0029	J	Cl. Spec. Table 3 Compound SOP		PFAS_DI_Prep
SD-DNSS-C-070319	07/03/2019	320-52076-4	Byproduct 5	0.39	UG/L	PQL		0.0058	J	Cl. Spec. Table 3 Compound SOP		PFAS_DI_Prep
SD-DNSS-C-070319	07/03/2019	320-52076-4	Byproduct 5	0.4	UG/L	PQL		0.0058	J	Cl. Spec. Table 3 Compound SOP		PFAS_DI_Prep
SD-DNSS-A-070219	07/02/2019	320-52076-3	Byproduct 5	0.084	UG/L	PQL		0.0020	J	Cl. Spec. Table 3 Compound SOP		PFAS_DI_Prep
SD-DNSS-A-070219	07/02/2019	320-52076-3	Byproduct 5	0.08	UG/L	PQL		0.0020	J	Cl. Spec. Table 3 Compound SOP		PFAS_DI_Prep
SS-SGSS-A-070219	07/02/2019	320-52074-1	Byproduct 5	5.6	UG/L	PQL		0.0058	J	Cl. Spec. Table 3 Compound SOP		PFAS_DI_Prep
SS-SGSS-A-070219	07/02/2019	320-52074-1	Byproduct 5	5.6	UG/L	PQL		0.0058	J	Cl. Spec. Table 3 Compound SOP		PFAS_DI_Prep
SS-SGSS-A-070219	07/02/2019	320-52074-1	PFO5DA	160	UG/KG	PQL		4.1	J	Cl. Spec. Table 3 Compound SOP		Shake_Bath_14D
SS-SGSS-A-070219	07/02/2019	320-52074-1	PFO5DA	150	UG/KG	PQL		4.4	J	Cl. Spec. Table 3 Compound SOP		Shake_Bath_14D
SD-DNSS-G-070319-D	07/03/2019	320-52076-6	Byproduct 5	0.072	UG/L	PQL		0.0020	J	Cl. Spec. Table 3 Compound SOP		PFAS_DI_Prep
SD-DNSS-G-070319-D	07/03/2019	320-52076-6	Byproduct 5	0.069	UG/L	PQL		0.0020	J	Cl. Spec. Table 3 Compound SOP		PFAS_DI_Prep
SD-DNSS-G-070319	07/03/2019	320-52076-5	Byproduct 5	0.082	UG/L	PQL		0.0020	J	Cl. Spec. Table 3 Compound SOP		PFAS_DI_Prep
SS-SGSS-B-070219	07/02/2019	320-52074-2	Byproduct 5	0.0022	UG/L	PQL		0.0020	J	Cl. Spec. Table 3 Compound SOP		PFAS_DI_Prep
SS-SGSS-B-070219	07/02/2019	320-52074-2	Byproduct 5	0.0021	UG/L	PQL		0.0020	J	Cl. Spec. Table 3 Compound SOP		PFAS_DI_Prep
SS-SGSS-E-070219	07/02/2019	320-52074-6	PFO5DA	6.9	UG/KG	PQL		1.8	J	Cl. Spec. Table 3 Compound SOP		Shake_Bath_14D

Validation Reason

Associated LCS and/or LCSD analysis had relative percent recovery (RPR) values higher than the upper control limit. The reported result may be biased high.

Field Sample ID	Date Sampled	Lab Sample ID	Analyte	Result	Units	Type	MDL	PQL	Validation Qualifier	Analytical Method	Pre-prep	Prep
SS-SGSS-E-070219	07/02/2019	320-52074-6	PFO5DA	6.8	UG/KG	PQL		2.2	J	Cl. Spec. Table 3 Compound SOP		Shake_Bath_14D
SS-SGSS-D-070219	07/02/2019	320-52074-5	PFO5DA	4.6	UG/KG	PQL		1.6	J	Cl. Spec. Table 3 Compound SOP		Shake_Bath_14D
SS-SGSS-D-070219	07/02/2019	320-52074-5	PFO5DA	4.6	UG/KG	PQL		1.6	J	Cl. Spec. Table 3 Compound SOP		Shake_Bath_14D
SS-SGSS-D-070219	07/02/2019	320-52074-5	Byproduct 5	0.0099	UG/L	PQL		0.0020	J	Cl. Spec. Table 3 Compound SOP		PFAS_DI_Prep
SS-SGSS-D-070219	07/02/2019	320-52074-5	Byproduct 5	0.010	UG/L	PQL		0.0020	J	Cl. Spec. Table 3 Compound SOP		PFAS_DI_Prep
SS-SGSS-E-070219	07/02/2019	320-52074-6	Byproduct 5	0.0027	UG/L	PQL		0.0020	J	Cl. Spec. Table 3 Compound SOP		PFAS_DI_Prep
SS-SGSS-E-070219	07/02/2019	320-52074-6	Byproduct 5	0.0027	UG/L	PQL		0.0020	J	Cl. Spec. Table 3 Compound SOP		PFAS_DI_Prep

Validation Reason Associated MS and/or MSD analysis had relative percent recovery (RPR) values higher than the upper control limit. The reported result may be biased high.

Field Sample ID	Date Sampled	Lab Sample ID	Analyte	Result	Units	Type	MDL	PQL	Validation Qualifier	Analytical Method	Pre-prep	Prep
SD-DNSS-G-070319	07/03/2019	320-52076-5	PFMOAA	17	UG/KG	PQL		2.0	J	Cl. Spec. Table 3 Compound SOP		Shake_Bath_14D
SD-DNSS-G-070319	07/03/2019	320-52076-5	PFO4DA	4.9	UG/KG	PQL		2.0	J	Cl. Spec. Table 3 Compound SOP		Shake_Bath_14D
SD-DNSS-A-070219	07/02/2019	320-52076-3	Byproduct 4	0.0052	UG/L	PQL		0.0020	J	Cl. Spec. Table 3 Compound SOP		PFAS_DI_Prep
SD-DNSS-A-070219	07/02/2019	320-52076-3	Byproduct 4	0.0049	UG/L	PQL		0.0020	J	Cl. Spec. Table 3 Compound SOP		PFAS_DI_Prep
SD-DNSS-A-070219	07/02/2019	320-52076-3	Byproduct 5	2.5	UG/KG	PQL		1.0	J	Cl. Spec. Table 3 Compound SOP		Shake_Bath_14D
SD-DNSS-A-070219	07/02/2019	320-52076-3	Byproduct 5	2.3	UG/KG	PQL		1.0	J	Cl. Spec. Table 3 Compound SOP		Shake_Bath_14D
BASIN-SEDIMENT-PILE-1A	08/09/2019	320-53222-1	PFMOAA	20	UG/KG	PQL		1.0	J	Cl. Spec. Table 3 Compound SOP		Shake_Bath_14D
BASIN-SEDIMENT-PILE-1A	08/09/2019	320-53222-1	PFMOAA	19.0	UG/KG	PQL		1.0	J	Cl. Spec. Table 3 Compound SOP		Shake_Bath_14D
BASIN-SEDIMENT-PILE-1B	08/09/2019	320-53222-2	PEPA	13	UG/KG	PQL		1.0	J	Cl. Spec. Table 3 Compound SOP		Shake_Bath_14D
BASIN-SEDIMENT-PILE-1B	08/09/2019	320-53222-2	PEPA	13.0	UG/KG	PQL		1.0	J	Cl. Spec. Table 3 Compound SOP		Shake_Bath_14D
BASIN-SEDIMENT-PILE-1B	08/09/2019	320-53222-2	PFO2HxA	9.0	UG/KG	PQL		1.0	J	Cl. Spec. Table 3 Compound SOP		Shake_Bath_14D
BASIN-SEDIMENT-PILE-1B	08/09/2019	320-53222-2	PFO2HxA	9.0	UG/KG	PQL		1.0	J	Cl. Spec. Table 3 Compound SOP		Shake_Bath_14D
BASIN-SEDIMENT-PILE-1B	08/09/2019	320-53222-2	PFMOAA	21	UG/KG	PQL		1.0	J	Cl. Spec. Table 3 Compound SOP		Shake_Bath_14D
BASIN-SEDIMENT-PILE-1B	08/09/2019	320-53222-2	PFMOAA	20.0	UG/KG	PQL		1.0	J	Cl. Spec. Table 3 Compound SOP		Shake_Bath_14D
BASIN-SEDIMENT-PILE-1B	08/09/2019	320-53222-2	Hfpo Dimer Acid	9.3	UG/KG	PQL		1.0	J	Cl. Spec. Table 3 Compound SOP		Shake_Bath_14D
FB-SS-070319	07/03/2019	320-52074-8	Hfpo Dimer Acid	0.0021	UG/L	PQL		0.0020	J	Cl. Spec. Table 3 Compound SOP		PFAS_DI_Prep

Validation Reason

Associated MS and/or MSD analysis had relative percent recovery (RPR) values higher than the upper control limit. The reported result may be biased high.

Field Sample ID	Date Sampled	Lab Sample ID	Analyte	Result	Units	Type	MDL	PQL	Validation Qualifier	Analytical Method	Pre-prep	Prep
SS-SGSS-D-070219	07/02/2019	320-52074-5	R-EVE	0.042	UG/L	PQL		0.0020	J	Cl. Spec. Table 3 Compound SOP		PFAS_DI_Prep
SS-SGSS-D-070219	07/02/2019	320-52074-5	R-EVE	0.044	UG/L	PQL		0.0020	J	Cl. Spec. Table 3 Compound SOP		PFAS_DI_Prep
SS-SGSS-D-070219	07/02/2019	320-52074-5	Byproduct 4	0.072	UG/L	PQL		0.0020	J	Cl. Spec. Table 3 Compound SOP		PFAS_DI_Prep
SS-SGSS-D-070219	07/02/2019	320-52074-5	Byproduct 4	0.075	UG/L	PQL		0.0020	J	Cl. Spec. Table 3 Compound SOP		PFAS_DI_Prep
SS-SGSS-E-070219	07/02/2019	320-52074-6	R-EVE	0.0073	UG/L	PQL		0.0020	J	Cl. Spec. Table 3 Compound SOP		PFAS_DI_Prep
SS-SGSS-E-070219	07/02/2019	320-52074-6	R-EVE	0.0078	UG/L	PQL		0.0020	J	Cl. Spec. Table 3 Compound SOP		PFAS_DI_Prep

Validation Reason High relative percent difference (RPD) observed between field duplicate and parent sample. The reported result may be imprecise.

Field Sample ID	Date Sampled	Lab Sample ID	Analyte	Result	Units	Type	MDL	PQL	Validation Qualifier	Analytical Method	Pre-prep	Prep
SD-DNSS-G-070319-D	07/03/2019	320-52076-6	Hfpo Dimer Acid (trial)	2.6	UG/KG	PQL		1.0	J	Cl. Spec. Table 3 Compound SOP		Shake_Bath_14D
SD-DNSS-G-070319-D	07/03/2019	320-52076-6	Hfpo Dimer Acid (trial)	0.056	UG/L	PQL		0.0020	J	Cl. Spec. Table 3 Compound SOP		PFAS_DI_Prep
SD-DNSS-G-070319-D	07/03/2019	320-52076-6	PFESA-BP2	3.2	UG/KG	PQL		2.0	J	Cl. Spec. Table 3 Compound SOP		Shake_Bath_14D
SD-DNSS-G-070319-D	07/03/2019	320-52076-6	PFESA-BP2	3.7	UG/KG	PQL		2.0	J	Cl. Spec. Table 3 Compound SOP		Shake_Bath_14D
SD-DNSS-G-070319-D	07/03/2019	320-52076-6	PFMOAA	8.3	UG/KG	PQL		2.0	J	Cl. Spec. Table 3 Compound SOP		Shake_Bath_14D
SD-DNSS-G-070319-D	07/03/2019	320-52076-6	PFMOAA	7.9	UG/KG	PQL		2.0	J	Cl. Spec. Table 3 Compound SOP		Shake_Bath_14D
SD-DNSS-G-070319-D	07/03/2019	320-52076-6	PFMOAA	0.28	UG/L	PQL		0.0050	J	Cl. Spec. Table 3 Compound SOP		PFAS_DI_Prep
SD-DNSS-G-070319-D	07/03/2019	320-52076-6	PFMOAA	0.28	UG/L	PQL		0.0050	J	Cl. Spec. Table 3 Compound SOP		PFAS_DI_Prep
SD-DNSS-G-070319-D	07/03/2019	320-52076-6	PFO2HxA	2.7	UG/KG	PQL		2.0	J	Cl. Spec. Table 3 Compound SOP		Shake_Bath_14D
SD-DNSS-G-070319-D	07/03/2019	320-52076-6	PFO2HxA	2.6	UG/KG	PQL		2.0	J	Cl. Spec. Table 3 Compound SOP		Shake_Bath_14D
SD-DNSS-G-070319-D	07/03/2019	320-52076-6	PFO2HxA	0.10	UG/L	PQL		0.0020	J	Cl. Spec. Table 3 Compound SOP		PFAS_DI_Prep
SD-DNSS-G-070319-D	07/03/2019	320-52076-6	PFO2HxA	0.1	UG/L	PQL		0.0020	J	Cl. Spec. Table 3 Compound SOP		PFAS_DI_Prep
SD-DNSS-G-070319-D	07/03/2019	320-52076-6	PFO3OA	2.2	UG/KG	PQL		2.0	J	Cl. Spec. Table 3 Compound SOP		Shake_Bath_14D
SD-DNSS-G-070319-D	07/03/2019	320-52076-6	PFO3OA	2.2	UG/KG	PQL		2.0	J	Cl. Spec. Table 3 Compound SOP		Shake_Bath_14D
SD-DNSS-G-070319-D	07/03/2019	320-52076-6	PFO3OA	0.077	UG/L	PQL		0.0020	J	Cl. Spec. Table 3 Compound SOP		PFAS_DI_Prep
SD-DNSS-G-070319-D	07/03/2019	320-52076-6	PFO3OA	0.075	UG/L	PQL		0.0020	J	Cl. Spec. Table 3 Compound SOP		PFAS_DI_Prep
SD-DNSS-G-070319-D	07/03/2019	320-52076-6	PFO4DA	3.0	UG/KG	PQL		2.0	J	Cl. Spec. Table 3 Compound SOP		Shake_Bath_14D

Validation Reason

High relative percent difference (RPD) observed between field duplicate and parent sample. The reported result may be imprecise.

Field Sample ID	Date Sampled	Lab Sample ID	Analyte	Result	Units	Type	MDL	PQL	Validation Qualifier	Analytical Method	Pre-prep	Prep
SD-DNSS-G-070319-D	07/03/2019	320-52076-6	PFO4DA	3.2	UG/KG	PQL		2.0	J	Cl. Spec. Table 3 Compound SOP		Shake_Bath_14D
SD-DNSS-G-070319-D	07/03/2019	320-52076-6	PFO4DA	0.082	UG/L	PQL		0.0020	J	Cl. Spec. Table 3 Compound SOP		PFAS_DI_Prep
SD-DNSS-G-070319-D	07/03/2019	320-52076-6	PFO4DA	0.081	UG/L	PQL		0.0020	J	Cl. Spec. Table 3 Compound SOP		PFAS_DI_Prep
SD-DNSS-G-070319-D	07/03/2019	320-52076-6	PFO5DA	2.3	UG/KG	PQL		2.0	J	Cl. Spec. Table 3 Compound SOP		Shake_Bath_14D
SD-DNSS-G-070319-D	07/03/2019	320-52076-6	PFO5DA	2.3	UG/KG	PQL		2.0	J	Cl. Spec. Table 3 Compound SOP		Shake_Bath_14D
SD-DNSS-G-070319	07/03/2019	320-52076-5	Byproduct 4	0.013	UG/L	PQL		0.0020	J	Cl. Spec. Table 3 Compound SOP		PFAS_DI_Prep
SD-DNSS-G-070319	07/03/2019	320-52076-5	Byproduct 4	0.014	UG/L	PQL		0.0020	J	Cl. Spec. Table 3 Compound SOP		PFAS_DI_Prep
SD-DNSS-G-070319	07/03/2019	320-52076-5	R-EVE	0.0055	UG/L	PQL		0.0020	J	Cl. Spec. Table 3 Compound SOP		PFAS_DI_Prep
SD-DNSS-G-070319	07/03/2019	320-52076-5	R-EVE	0.0063	UG/L	PQL		0.0020	J	Cl. Spec. Table 3 Compound SOP		PFAS_DI_Prep
SD-DNSS-G-070319	07/03/2019	320-52076-5	Hfpo Dimer Acid (trial)	2.9	UG/KG	PQL		1.0	J	Cl. Spec. Table 3 Compound SOP		Shake_Bath_14D
SD-DNSS-G-070319	07/03/2019	320-52076-5	Hfpo Dimer Acid (trial)	0.063	UG/L	PQL		0.0020	J	Cl. Spec. Table 3 Compound SOP		PFAS_DI_Prep
SD-DNSS-G-070319	07/03/2019	320-52076-5	Hydro-EVE Acid	0.0050	UG/L	PQL		0.0020	J	Cl. Spec. Table 3 Compound SOP		PFAS_DI_Prep
SD-DNSS-G-070319	07/03/2019	320-52076-5	Hydro-EVE Acid	0.0051	UG/L	PQL		0.0020	J	Cl. Spec. Table 3 Compound SOP		PFAS_DI_Prep
SD-DNSS-G-070319	07/03/2019	320-52076-5	PFO5DA	0.027	UG/L	PQL		0.0020	J	Cl. Spec. Table 3 Compound SOP		PFAS_DI_Prep
SD-DNSS-G-070319	07/03/2019	320-52076-5	PFESA-BP2	0.067	UG/L	PQL		0.0020	J	Cl. Spec. Table 3 Compound SOP		PFAS_DI_Prep
SD-DNSS-G-070319	07/03/2019	320-52076-5	PFESA-BP2	0.068	UG/L	PQL		0.0020	J	Cl. Spec. Table 3 Compound SOP		PFAS_DI_Prep
SD-DNSS-G-070319	07/03/2019	320-52076-5	PFMOAA	16.0	UG/KG	PQL		2.0	J	Cl. Spec. Table 3 Compound SOP		Shake_Bath_14D

Validation Reason

High relative percent difference (RPD) observed between field duplicate and parent sample. The reported result may be imprecise.

Field Sample ID	Date Sampled	Lab Sample ID	Analyte	Result	Units	Type	MDL	PQL	Validation Qualifier	Analytical Method	Pre-prep	Prep
SD-DNSS-G-070319	07/03/2019	320-52076-5	PFMOAA	0.37	UG/L	PQL		0.0050	J	Cl. Spec. Table 3 Compound SOP		PFAS_DI_Prep
SD-DNSS-G-070319	07/03/2019	320-52076-5	PFMOAA	0.38	UG/L	PQL		0.0050	J	Cl. Spec. Table 3 Compound SOP		PFAS_DI_Prep
SD-DNSS-G-070319	07/03/2019	320-52076-5	PMPA	0.017	UG/L	PQL		0.010	J	Cl. Spec. Table 3 Compound SOP		PFAS_DI_Prep
SD-DNSS-G-070319	07/03/2019	320-52076-5	PMPA	0.018	UG/L	PQL		0.010	J	Cl. Spec. Table 3 Compound SOP		PFAS_DI_Prep
SD-DNSS-G-070319	07/03/2019	320-52076-5	PFO2HxA	5.4	UG/KG	PQL		2.0	J	Cl. Spec. Table 3 Compound SOP		Shake_Bath_14D
SD-DNSS-G-070319	07/03/2019	320-52076-5	PFO2HxA	5.2	UG/KG	PQL		2.0	J	Cl. Spec. Table 3 Compound SOP		Shake_Bath_14D
SD-DNSS-G-070319	07/03/2019	320-52076-5	PFO2HxA	0.13	UG/L	PQL		0.0020	J	Cl. Spec. Table 3 Compound SOP		PFAS_DI_Prep
SD-DNSS-G-070319	07/03/2019	320-52076-5	PFO2HxA	0.13	UG/L	PQL		0.0020	J	Cl. Spec. Table 3 Compound SOP		PFAS_DI_Prep
SD-DNSS-G-070319	07/03/2019	320-52076-5	PFO3OA	4.5	UG/KG	PQL		2.0	J	Cl. Spec. Table 3 Compound SOP		Shake_Bath_14D
SD-DNSS-G-070319	07/03/2019	320-52076-5	PFO3OA	4.3	UG/KG	PQL		2.0	J	Cl. Spec. Table 3 Compound SOP		Shake_Bath_14D
SD-DNSS-G-070319	07/03/2019	320-52076-5	PFO3OA	0.098	UG/L	PQL		0.0020	J	Cl. Spec. Table 3 Compound SOP		PFAS_DI_Prep
SD-DNSS-G-070319	07/03/2019	320-52076-5	PFO3OA	0.1	UG/L	PQL		0.0020	J	Cl. Spec. Table 3 Compound SOP		PFAS_DI_Prep
SD-DNSS-G-070319	07/03/2019	320-52076-5	PFO4DA	4.5	UG/KG	PQL		2.0	J	Cl. Spec. Table 3 Compound SOP		Shake_Bath_14D
SD-DNSS-G-070319	07/03/2019	320-52076-5	PFO4DA	0.10	UG/L	PQL		0.0020	J	Cl. Spec. Table 3 Compound SOP		PFAS_DI_Prep
SD-DNSS-G-070319	07/03/2019	320-52076-5	PFO4DA	0.1	UG/L	PQL		0.0020	J	Cl. Spec. Table 3 Compound SOP		PFAS_DI_Prep
SD-DNSS-G-070319	07/03/2019	320-52076-5	PFESA-BP1	0.0045	UG/L	PQL		0.0020	J	Cl. Spec. Table 3 Compound SOP		PFAS_DI_Prep
SD-DNSS-G-070319	07/03/2019	320-52076-5	PFESA-BP1	0.0046	UG/L	PQL		0.0020	J	Cl. Spec. Table 3 Compound SOP		PFAS_DI_Prep

Validation Reason

High relative percent difference (RPD) observed between field duplicate and parent sample. The reported result may be imprecise.

Field Sample ID	Date Sampled	Lab Sample ID	Analyte	Result	Units	Type	MDL	PQL	Validation Qualifier	Analytical Method	Pre-prep	Prep
SD-DNSS-G-070319	07/03/2019	320-52076-5	NVHOS	0.023	UG/L	PQL		0.0020	J	Cl. Spec. Table 3 Compound SOP		PFAS_DI_Prep
SD-DNSS-G-070319	07/03/2019	320-52076-5	NVHOS	0.024	UG/L	PQL		0.0020	J	Cl. Spec. Table 3 Compound SOP		PFAS_DI_Prep
SS-SGSS-C-070219	07/02/2019	320-52074-3	PMPA	0.15	UG/L	PQL		0.010	J	Cl. Spec. Table 3 Compound SOP		PFAS_DI_Prep
SS-SGSS-C-070219	07/02/2019	320-52074-3	PMPA	0.15	UG/L	PQL		0.010	J	Cl. Spec. Table 3 Compound SOP		PFAS_DI_Prep
SD-DNSS-G-070319	07/03/2019	320-52076-5	Byproduct 5	0.087	UG/L	PQL		0.0020	J	Cl. Spec. Table 3 Compound SOP		PFAS_DI_Prep
SS-SGSS-C-070219	07/02/2019	320-52074-3	Percent Moisture	14.1	%	PQL		0.1	J	D2216-90		
SS-SGSS-C-070219	07/02/2019	320-52074-3	Gravel	0.0	%	MDL		0	J	ASTM D422-63		
SS-SGSS-C-070219	07/02/2019	320-52074-3	Hfpo Dimer Acid (trial)	0.090	UG/L	PQL		0.0020	J	Cl. Spec. Table 3 Compound SOP		PFAS_DI_Prep
SS-SGSS-C-070219	07/02/2019	320-52074-3	PFESA-BP2	0.013	UG/L	PQL		0.0020	J	Cl. Spec. Table 3 Compound SOP		PFAS_DI_Prep
SS-SGSS-C-070219	07/02/2019	320-52074-3	PFESA-BP2	0.012	UG/L	PQL		0.0020	J	Cl. Spec. Table 3 Compound SOP		PFAS_DI_Prep
SS-SGSS-C-070219	07/02/2019	320-52074-3	PFMOAA	0.034	UG/L	PQL		0.0050	J	Cl. Spec. Table 3 Compound SOP		PFAS_DI_Prep
SS-SGSS-C-070219	07/02/2019	320-52074-3	PFMOAA	0.034	UG/L	PQL		0.0050	J	Cl. Spec. Table 3 Compound SOP		PFAS_DI_Prep
SS-SGSS-C-070219	07/02/2019	320-52074-3	PFO5DA	0.026	UG/L	PQL		0.0020	J	Cl. Spec. Table 3 Compound SOP		PFAS_DI_Prep
SS-SGSS-C-070219	07/02/2019	320-52074-3	PFO4DA	0.022	UG/L	PQL		0.0020	J	Cl. Spec. Table 3 Compound SOP		PFAS_DI_Prep
SS-SGSS-C-070219	07/02/2019	320-52074-3	PFO4DA	0.021	UG/L	PQL		0.0020	J	Cl. Spec. Table 3 Compound SOP		PFAS_DI_Prep
SS-SGSS-C-070219	07/02/2019	320-52074-3	PFO3OA	0.010	UG/L	PQL		0.0020	J	Cl. Spec. Table 3 Compound SOP		PFAS_DI_Prep
SS-SGSS-C-070219	07/02/2019	320-52074-3	PFO3OA	0.0099	UG/L	PQL		0.0020	J	Cl. Spec. Table 3 Compound SOP		PFAS_DI_Prep

Validation Reason High relative percent difference (RPD) observed between field duplicate and parent sample. The reported result may be imprecise.

Field Sample ID	Date Sampled	Lab Sample ID	Analyte	Result	Units	Type	MDL	PQL	Validation Qualifier	Analytical Method	Pre-prep	Prep
SS-SGSS-C-070219	07/02/2019	320-52074-3	PEPA	0.044	UG/L	PQL		0.020	J	Cl. Spec. Table 3 Compound SOP		PFAS_DI_Prep
SS-SGSS-C-070219	07/02/2019	320-52074-3	PEPA	0.043	UG/L	PQL		0.020	J	Cl. Spec. Table 3 Compound SOP		PFAS_DI_Prep
SS-SGSS-C-070219	07/02/2019	320-52074-3	PFO2HxA	0.057	UG/L	PQL		0.0020	J	Cl. Spec. Table 3 Compound SOP		PFAS_DI_Prep
SS-SGSS-C-070219	07/02/2019	320-52074-3	PFO2HxA	0.056	UG/L	PQL		0.0020	J	Cl. Spec. Table 3 Compound SOP		PFAS_DI_Prep
SS-SGSS-C-070219	07/02/2019	320-52074-3	PFESA-BP1	0.0095	UG/L	PQL		0.0020	J	Cl. Spec. Table 3 Compound SOP		PFAS_DI_Prep
SS-SGSS-C-070219	07/02/2019	320-52074-3	PFESA-BP1	0.0094	UG/L	PQL		0.0020	J	Cl. Spec. Table 3 Compound SOP		PFAS_DI_Prep
SS-SGSS-C-070219	07/02/2019	320-52074-3	R-EVE	0.022	UG/L	PQL		0.0020	J	Cl. Spec. Table 3 Compound SOP		PFAS_DI_Prep
SS-SGSS-C-070219	07/02/2019	320-52074-3	R-EVE	0.022	UG/L	PQL		0.0020	J	Cl. Spec. Table 3 Compound SOP		PFAS_DI_Prep
SS-SGSS-C-070219-D	07/02/2019	320-52074-4	PFO3OA	0.015	UG/L	PQL		0.0020	J	Cl. Spec. Table 3 Compound SOP		PFAS_DI_Prep
SS-SGSS-C-070219-D	07/02/2019	320-52074-4	PFO3OA	0.015	UG/L	PQL		0.0020	J	Cl. Spec. Table 3 Compound SOP		PFAS_DI_Prep
SS-SGSS-C-070219-D	07/02/2019	320-52074-4	PMPA	3.9	UG/KG	PQL		1.6	J	Cl. Spec. Table 3 Compound SOP		Shake_Bath_14D
SS-SGSS-C-070219-D	07/02/2019	320-52074-4	PMPA	4.2	UG/KG	PQL		2.4	J	Cl. Spec. Table 3 Compound SOP		Shake_Bath_14D
SS-SGSS-C-070219-D	07/02/2019	320-52074-4	PFESA-BP1	0.015	UG/L	PQL		0.0020	J	Cl. Spec. Table 3 Compound SOP		PFAS_DI_Prep
SS-SGSS-C-070219-D	07/02/2019	320-52074-4	PFESA-BP1	0.015	UG/L	PQL		0.0020	J	Cl. Spec. Table 3 Compound SOP		PFAS_DI_Prep
SS-SGSS-C-070219	07/02/2019	320-52074-3	Byproduct 4	0.036	UG/L	PQL		0.0020	J	Cl. Spec. Table 3 Compound SOP		PFAS_DI_Prep
SS-SGSS-C-070219	07/02/2019	320-52074-3	Byproduct 4	0.034	UG/L	PQL		0.0020	J	Cl. Spec. Table 3 Compound SOP		PFAS_DI_Prep
SS-SGSS-C-070219-D	07/02/2019	320-52074-4	Percent Moisture	1.6	%	PQL		0.1	J	D2216-90		

Validation Reason

High relative percent difference (RPD) observed between field duplicate and parent sample. The reported result may be imprecise.

Field Sample ID	Date Sampled	Lab Sample ID	Analyte	Result	Units	Type	MDL	PQL	Validation Qualifier	Analytical Method	Pre-prep	Prep
SS-SGSS-C-070219-D	07/02/2019	320-52074-4	Gravel	0.4	%	MDL		0	J	ASTM D422-63		
SS-SGSS-C-070219-D	07/02/2019	320-52074-4	Hfpo Dimer Acid (trial)	2.5	UG/KG	PQL		1.0	J	Cl. Spec. Table 3 Compound SOP		Shake_Bath_14D
SS-SGSS-C-070219-D	07/02/2019	320-52074-4	Byproduct 4	0.057	UG/L	PQL		0.0020	J	Cl. Spec. Table 3 Compound SOP		PFAS_DI_Prep
SS-SGSS-C-070219-D	07/02/2019	320-52074-4	Byproduct 4	0.058	UG/L	PQL		0.0020	J	Cl. Spec. Table 3 Compound SOP		PFAS_DI_Prep

Validation Reason

Quality review criteria exceeded between the REP (laboratory replicate) and parent sample. The reported result may be imprecise.

Field Sample ID	Date Sampled	Lab Sample ID	Analyte	Result	Units	Type	MDL	PQL	Validation Qualifier	Analytical Method	Pre-prep	Prep
SD-DNSS-F-070319	07/03/2019	320-52076-7	PFESA-BP1	380	UG/KG	PQL		23	J	Cl. Spec. Table 3 Compound SOP		Shake_Bath_14D
SD-DNSS-F-070319	07/03/2019	320-52076-7	PFESA-BP1	570.0	UG/KG	PQL		23	J	Cl. Spec. Table 3 Compound SOP		Shake_Bath_14D
SD-DNSS-C-070319	07/03/2019	320-52076-4	PFESA-BP1	3200	UG/KG	PQL		270	J	Cl. Spec. Table 3 Compound SOP		Shake_Bath_14D
SD-DNSS-C-070319	07/03/2019	320-52076-4	PFESA-BP1	5300.0	UG/KG	PQL		270	J	Cl. Spec. Table 3 Compound SOP		Shake_Bath_14D

Validation Reason

The analysis hold time for this sample was exceeded by a factor of 2. The reported result may be biased low.

Field Sample ID	Date Sampled	Lab Sample ID	Analyte	Result	Units	Type	MDL	PQL	Validation Qualifier	Analytical Method	Pre-prep	Prep
SD-DNSS-G-070319-D	07/03/2019	320-52076-6	Percent Moisture	14.8	%	PQL		0.1	J	D2216-90		
SD-DNSS-G-070319-D	07/03/2019	320-52076-6	Percent Solids	85.2	%	PQL		0.1	J	D2216-90		
SD-DNSS-G-070319	07/03/2019	320-52076-5	Percent Moisture	19.2	%	PQL		0.1	J	D2216-90		
SD-DNSS-G-070319	07/03/2019	320-52076-5	Percent Solids	80.8	%	PQL		0.1	J	D2216-90		
SD-DNSS-F-070319	07/03/2019	320-52076-7	Percent Moisture	18.7	%	PQL		0.1	J	D2216-90		
SD-DNSS-F-070319	07/03/2019	320-52076-7	Percent Solids	81.3	%	PQL		0.1	J	D2216-90		
SD-DNSS-C-070319	07/03/2019	320-52076-4	Percent Moisture	26.2	%	PQL		0.1	J	D2216-90		
SD-DNSS-C-070319	07/03/2019	320-52076-4	Percent Solids	73.8	%	PQL		0.1	J	D2216-90		
SD-DNSS-A-070219	07/02/2019	320-52076-3	Percent Moisture	31.4	%	PQL		0.1	J	D2216-90		
SD-DNSS-A-070219	07/02/2019	320-52076-3	Percent Solids	68.6	%	PQL		0.1	J	D2216-90		
SS-SGSS-A-070219	07/02/2019	320-52074-1	Percent Moisture	1	%	PQL		0.1	J	D2216-90		
SS-SGSS-A-070219	07/02/2019	320-52074-1	Percent Solids	99.0	%	PQL		0.1	J	D2216-90		
SS-SGSS-B-070219	07/02/2019	320-52074-2	Percent Moisture	1.9	%	PQL		0.1	J	D2216-90		
SS-SGSS-B-070219	07/02/2019	320-52074-2	Percent Solids	98.1	%	PQL		0.1	J	D2216-90		
SS-SGSS-C-070219	07/02/2019	320-52074-3	Percent Solids	85.9	%	PQL		0.1	J	D2216-90		
SS-SGSS-C-070219-D	07/02/2019	320-52074-4	Percent Solids	98.4	%	PQL		0.1	J	D2216-90		
SS-SGSS-D-070219	07/02/2019	320-52074-5	Percent Moisture	13.9	%	PQL		0.1	J	D2216-90		
SS-SGSS-D-070219	07/02/2019	320-52074-5	Percent Solids	86.1	%	PQL		0.1	J	D2216-90		
SS-SGSS-E-070219	07/02/2019	320-52074-6	Percent Moisture	1.6	%	PQL		0.1	J	D2216-90		
SS-SGSS-E-070219	07/02/2019	320-52074-6	Percent Solids	98.4	%	PQL		0.1	J	D2216-90		

Validation Reason

The preparation hold time for this sample was exceeded by a factor of 2. The reported result may be biased low.

Field Sample ID	Date Sampled	Lab Sample ID	Analyte	Result	Units	Type	MDL	PQL	Validation Qualifier	Analytical Method	Pre-prep	Prep
SD-DNSS-G-070319-D	07/03/2019	320-52076-6	R-EVE	0.0048	UG/L	PQL		0.0020	J	Cl. Spec. Table 3 Compound SOP		PFAS_DI_Prep
SD-DNSS-G-070319-D	07/03/2019	320-52076-6	R-EVE	0.0047	UG/L	PQL		0.0020	J	Cl. Spec. Table 3 Compound SOP		PFAS_DI_Prep
SD-DNSS-G-070319-D	07/03/2019	320-52076-6	Hydro-EVE Acid	0.0050	UG/L	PQL		0.0020	J	Cl. Spec. Table 3 Compound SOP		PFAS_DI_Prep
SD-DNSS-G-070319-D	07/03/2019	320-52076-6	Hydro-EVE Acid	0.005	UG/L	PQL		0.0020	J	Cl. Spec. Table 3 Compound SOP		PFAS_DI_Prep
SD-DNSS-G-070319-D	07/03/2019	320-52076-6	PFESA-BP2	0.066	UG/L	PQL		0.0020	J	Cl. Spec. Table 3 Compound SOP		PFAS_DI_Prep
SD-DNSS-G-070319-D	07/03/2019	320-52076-6	PFESA-BP2	0.065	UG/L	PQL		0.0020	J	Cl. Spec. Table 3 Compound SOP		PFAS_DI_Prep
SD-DNSS-G-070319-D	07/03/2019	320-52076-6	PFO5DA	0.024	UG/L	PQL		0.0020	J	Cl. Spec. Table 3 Compound SOP		PFAS_DI_Prep
SD-DNSS-G-070319-D	07/03/2019	320-52076-6	PFO5DA	0.025	UG/L	PQL		0.0020	J	Cl. Spec. Table 3 Compound SOP		PFAS_DI_Prep
SD-DNSS-G-070319-D	07/03/2019	320-52076-6	PFESA-BP1	0.0034	UG/L	PQL		0.0020	J	Cl. Spec. Table 3 Compound SOP		PFAS_DI_Prep
SD-DNSS-G-070319-D	07/03/2019	320-52076-6	PFESA-BP1	0.0035	UG/L	PQL		0.0020	J	Cl. Spec. Table 3 Compound SOP		PFAS_DI_Prep
SD-DNSS-G-070319-D	07/03/2019	320-52076-6	PMPA	0.014	UG/L	PQL		0.010	J	Cl. Spec. Table 3 Compound SOP		PFAS_DI_Prep
SD-DNSS-G-070319-D	07/03/2019	320-52076-6	PMPA	0.012	UG/L	PQL		0.010	J	Cl. Spec. Table 3 Compound SOP		PFAS_DI_Prep
SD-DNSS-G-070319-D	07/03/2019	320-52076-6	NVHOS	0.023	UG/L	PQL		0.0020	J	Cl. Spec. Table 3 Compound SOP		PFAS_DI_Prep
SD-DNSS-G-070319-D	07/03/2019	320-52076-6	NVHOS	0.023	UG/L	PQL		0.0020	J	Cl. Spec. Table 3 Compound SOP		PFAS_DI_Prep
SD-DNSS-F-070319	07/03/2019	320-52076-7	Byproduct 4	0.019	UG/L	PQL		0.0079	J	Cl. Spec. Table 3 Compound SOP		PFAS_DI_Prep
SD-DNSS-F-070319	07/03/2019	320-52076-7	Byproduct 4	0.017	UG/L	PQL		0.0079	J	Cl. Spec. Table 3 Compound SOP		PFAS_DI_Prep
SD-DNSS-F-070319	07/03/2019	320-52076-7	R-EVE	0.0052	UG/L	PQL		0.0035	J	Cl. Spec. Table 3 Compound SOP		PFAS_DI_Prep

Validation Reason

The preparation hold time for this sample was exceeded by a factor of 2. The reported result may be biased low.

Field Sample ID	Date Sampled	Lab Sample ID	Analyte	Result	Units	Type	MDL	PQL	Validation Qualifier	Analytical Method	Pre-prep	Prep
SD-DNSS-F-070319	07/03/2019	320-52076-7	R-EVE	0.0035	UG/L	PQL		0.0035	J	Cl. Spec. Table 3 Compound SOP		PFAS_DI_Prep
SD-DNSS-F-070319	07/03/2019	320-52076-7	Hfpo Dimer Acid (trial)	0.037	UG/L	PQL		0.0043	J	Cl. Spec. Table 3 Compound SOP		PFAS_DI_Prep
SD-DNSS-C-070319	07/03/2019	320-52076-4	Hfpo Dimer Acid (trial)	0.074	UG/L	PQL		0.0086	J	Cl. Spec. Table 3 Compound SOP		PFAS_DI_Prep
SD-DNSS-C-070319	07/03/2019	320-52076-4	Byproduct 6	0.0032	UG/L	PQL		0.0020	J	Cl. Spec. Table 3 Compound SOP		PFAS_DI_Prep
SD-DNSS-C-070319	07/03/2019	320-52076-4	Byproduct 6	0.0031	UG/L	PQL		0.0020	J	Cl. Spec. Table 3 Compound SOP		PFAS_DI_Prep
SD-DNSS-F-070319	07/03/2019	320-52076-7	EVE Acid	0.017	UG/L	PQL		0.0020	J	Cl. Spec. Table 3 Compound SOP		PFAS_DI_Prep
SD-DNSS-F-070319	07/03/2019	320-52076-7	EVE Acid	0.017	UG/L	PQL		0.0020	J	Cl. Spec. Table 3 Compound SOP		PFAS_DI_Prep
SD-DNSS-F-070319	07/03/2019	320-52076-7	PFESA-BP2	0.17	UG/L	PQL		0.0020	J	Cl. Spec. Table 3 Compound SOP		PFAS_DI_Prep
SD-DNSS-F-070319	07/03/2019	320-52076-7	PFESA-BP2	0.17	UG/L	PQL		0.0020	J	Cl. Spec. Table 3 Compound SOP		PFAS_DI_Prep
SD-DNSS-F-070319	07/03/2019	320-52076-7	PFO2HxA	0.0047	UG/L	PQL		0.0041	J	Cl. Spec. Table 3 Compound SOP		PFAS_DI_Prep
SD-DNSS-F-070319	07/03/2019	320-52076-7	PFO2HxA	0.0046	UG/L	PQL		0.0041	J	Cl. Spec. Table 3 Compound SOP		PFAS_DI_Prep
SD-DNSS-C-070319	07/03/2019	320-52076-4	Byproduct 4	0.17	UG/L	PQL		0.016	J	Cl. Spec. Table 3 Compound SOP		PFAS_DI_Prep
SD-DNSS-C-070319	07/03/2019	320-52076-4	Byproduct 4	0.17	UG/L	PQL		0.016	J	Cl. Spec. Table 3 Compound SOP		PFAS_DI_Prep
SD-DNSS-F-070319	07/03/2019	320-52076-7	PFESA-BP1	2.7	UG/L	PQL		0.0020	J	Cl. Spec. Table 3 Compound SOP		PFAS_DI_Prep
SD-DNSS-F-070319	07/03/2019	320-52076-7	PFESA-BP1	2.6	UG/L	PQL		0.0020	J	Cl. Spec. Table 3 Compound SOP		PFAS_DI_Prep
SD-DNSS-C-070319	07/03/2019	320-52076-4	R-EVE	0.0078	UG/L	PQL		0.0070	J	Cl. Spec. Table 3 Compound SOP		PFAS_DI_Prep
SD-DNSS-C-070319	07/03/2019	320-52076-4	R-EVE	0.0078	UG/L	PQL		0.0070	J	Cl. Spec. Table 3 Compound SOP		PFAS_DI_Prep

Validation Reason

The preparation hold time for this sample was exceeded by a factor of 2. The reported result may be biased low.

Field Sample ID	Date Sampled	Lab Sample ID	Analyte	Result	Units	Type	MDL	PQL	Validation Qualifier	Analytical Method	Pre-prep	Prep
SD-DNSS-C-070319	07/03/2019	320-52076-4	Hydro-EVE Acid	0.0072	UG/L	PQL		0.0028	J	Cl. Spec. Table 3 Compound SOP		PFAS_DI_Prep
SD-DNSS-C-070319	07/03/2019	320-52076-4	Hydro-EVE Acid	0.008	UG/L	PQL		0.0028	J	Cl. Spec. Table 3 Compound SOP		PFAS_DI_Prep
SD-DNSS-C-070319	07/03/2019	320-52076-4	PFESA-BP2	0.94	UG/L	PQL		0.0030	J	Cl. Spec. Table 3 Compound SOP		PFAS_DI_Prep
SD-DNSS-C-070319	07/03/2019	320-52076-4	PFESA-BP2	0.97	UG/L	PQL		0.0030	J	Cl. Spec. Table 3 Compound SOP		PFAS_DI_Prep
SD-DNSS-A-070219	07/02/2019	320-52076-3	Hfpo Dimer Acid (trial)	0.0083	UG/L	PQL		0.0020	J	Cl. Spec. Table 3 Compound SOP		PFAS_DI_Prep
SD-DNSS-A-070219	07/02/2019	320-52076-3	PFO4DA	0.0022	UG/L	PQL		0.0020	J	Cl. Spec. Table 3 Compound SOP		PFAS_DI_Prep
SD-DNSS-A-070219	07/02/2019	320-52076-3	PFO4DA	0.0023	UG/L	PQL		0.0020	J	Cl. Spec. Table 3 Compound SOP		PFAS_DI_Prep
SD-DNSS-C-070319	07/03/2019	320-52076-4	EVE Acid	0.29	UG/L	PQL		0.0024	J	Cl. Spec. Table 3 Compound SOP		PFAS_DI_Prep
SD-DNSS-C-070319	07/03/2019	320-52076-4	EVE Acid	0.29	UG/L	PQL		0.0024	J	Cl. Spec. Table 3 Compound SOP		PFAS_DI_Prep
SD-DNSS-C-070319	07/03/2019	320-52076-4	PFESA-BP1	5.8	UG/L	PQL		0.0027	J	Cl. Spec. Table 3 Compound SOP		PFAS_DI_Prep
SD-DNSS-C-070319	07/03/2019	320-52076-4	PFESA-BP1	5.9	UG/L	PQL		0.0027	J	Cl. Spec. Table 3 Compound SOP		PFAS_DI_Prep
SD-DNSS-A-070219	07/02/2019	320-52076-3	EVE Acid	0.0024	UG/L	PQL		0.0020	J	Cl. Spec. Table 3 Compound SOP		PFAS_DI_Prep
SD-DNSS-A-070219	07/02/2019	320-52076-3	EVE Acid	0.0024	UG/L	PQL		0.0020	J	Cl. Spec. Table 3 Compound SOP		PFAS_DI_Prep
SD-DNSS-A-070219	07/02/2019	320-52076-3	PFESA-BP2	0.024	UG/L	PQL		0.0020	J	Cl. Spec. Table 3 Compound SOP		PFAS_DI_Prep
SD-DNSS-A-070219	07/02/2019	320-52076-3	PFESA-BP2	0.023	UG/L	PQL		0.0020	J	Cl. Spec. Table 3 Compound SOP		PFAS_DI_Prep
SD-DNSS-A-070219	07/02/2019	320-52076-3	PFMOAA	0.011	UG/L	PQL		0.0050	J	Cl. Spec. Table 3 Compound SOP		PFAS_DI_Prep
SD-DNSS-A-070219	07/02/2019	320-52076-3	PFMOAA	0.01	UG/L	PQL		0.0050	J	Cl. Spec. Table 3 Compound SOP		PFAS_DI_Prep

Validation Reason

The preparation hold time for this sample was exceeded by a factor of 2. The reported result may be biased low.

Field Sample ID	Date Sampled	Lab Sample ID	Analyte	Result	Units	Type	MDL	PQL	Validation Qualifier	Analytical Method	Pre-prep	Prep
SD-DNSS-A-070219	07/02/2019	320-52076-3	PFO3OA	0.0026	UG/L	PQL		0.0020	J	Cl. Spec. Table 3 Compound SOP		PFAS_DI_Prep
SD-DNSS-A-070219	07/02/2019	320-52076-3	PFO3OA	0.0023	UG/L	PQL		0.0020	J	Cl. Spec. Table 3 Compound SOP		PFAS_DI_Prep
FAY-SED-River-01	04/30/2019	320-49863-3	Hfpo Dimer Acid (trial)	3.1	UG/KG	PQL		1.7	J	Cl. Spec. Table 3 Compound SOP		Shake_Bath_14D
SD-DNSS-A-070219	07/02/2019	320-52076-3	PFO2HxA	0.0043	UG/L	PQL		0.0020	J	Cl. Spec. Table 3 Compound SOP		PFAS_DI_Prep
SD-DNSS-A-070219	07/02/2019	320-52076-3	PFO2HxA	0.0042	UG/L	PQL		0.0020	J	Cl. Spec. Table 3 Compound SOP		PFAS_DI_Prep
SD-DNSS-A-070219	07/02/2019	320-52076-3	PMPA	0.012	UG/L	PQL		0.010	J	Cl. Spec. Table 3 Compound SOP		PFAS_DI_Prep
SD-DNSS-A-070219	07/02/2019	320-52076-3	PMPA	0.012	UG/L	PQL		0.010	J	Cl. Spec. Table 3 Compound SOP		PFAS_DI_Prep
SD-DNSS-A-070219	07/02/2019	320-52076-3	PFESA-BP1	0.062	UG/L	PQL		0.0020	J	Cl. Spec. Table 3 Compound SOP		PFAS_DI_Prep
SD-DNSS-A-070219	07/02/2019	320-52076-3	PFESA-BP1	0.061	UG/L	PQL		0.0020	J	Cl. Spec. Table 3 Compound SOP		PFAS_DI_Prep
SS-SGSS-B-070219	07/02/2019	320-52074-2	PFO2HxA	0.18	UG/L	PQL		0.0020	J	Cl. Spec. Table 3 Compound SOP		PFAS_DI_Prep
SS-SGSS-B-070219	07/02/2019	320-52074-2	PFO2HxA	0.18	UG/L	PQL		0.0020	J	Cl. Spec. Table 3 Compound SOP		PFAS_DI_Prep
SS-SGSS-B-070219	07/02/2019	320-52074-2	PFESA-BP1	0.010	UG/L	PQL		0.0020	J	Cl. Spec. Table 3 Compound SOP		PFAS_DI_Prep
SS-SGSS-B-070219	07/02/2019	320-52074-2	PFESA-BP1	0.010	UG/L	PQL		0.0020	J	Cl. Spec. Table 3 Compound SOP		PFAS_DI_Prep
SS-SGSS-B-070219	07/02/2019	320-52074-2	NVHOS	0.0044	UG/L	PQL		0.0020	J	Cl. Spec. Table 3 Compound SOP		PFAS_DI_Prep
SS-SGSS-B-070219	07/02/2019	320-52074-2	NVHOS	0.0043	UG/L	PQL		0.0020	J	Cl. Spec. Table 3 Compound SOP		PFAS_DI_Prep
SS-SGSS-B-070219	07/02/2019	320-52074-2	PEPA	0.065	UG/L	PQL		0.020	J	Cl. Spec. Table 3 Compound SOP		PFAS_DI_Prep
SS-SGSS-B-070219	07/02/2019	320-52074-2	PEPA	0.063	UG/L	PQL		0.020	J	Cl. Spec. Table 3 Compound SOP		PFAS_DI_Prep

Validation Reason

The preparation hold time for this sample was exceeded by a factor of 2. The reported result may be biased low.

Field Sample ID	Date Sampled	Lab Sample ID	Analyte	Result	Units	Type	MDL	PQL	Validation Qualifier	Analytical Method	Pre-prep	Prep
SS-SGSS-B-070219	07/02/2019	320-52074-2	PMPA	0.20	UG/L	PQL		0.010	J	Cl. Spec. Table 3 Compound SOP		PFAS_DI_Prep
SS-SGSS-B-070219	07/02/2019	320-52074-2	PMPA	0.20	UG/L	PQL		0.010	J	Cl. Spec. Table 3 Compound SOP		PFAS_DI_Prep
SS-SGSS-A-070219	07/02/2019	320-52074-1	Byproduct 6	0.0026	UG/L	PQL		0.0020	J	Cl. Spec. Table 3 Compound SOP		PFAS_DI_Prep
SS-SGSS-A-070219	07/02/2019	320-52074-1	Byproduct 6	0.0026	UG/L	PQL		0.0020	J	Cl. Spec. Table 3 Compound SOP		PFAS_DI_Prep
SS-SGSS-A-070219	07/02/2019	320-52074-1	Hydro-EVE Acid	0.018	UG/L	PQL		0.0028	J	Cl. Spec. Table 3 Compound SOP		PFAS_DI_Prep
SS-SGSS-A-070219	07/02/2019	320-52074-1	Hydro-EVE Acid	0.017	UG/L	PQL		0.0028	J	Cl. Spec. Table 3 Compound SOP		PFAS_DI_Prep
SS-SGSS-A-070219	07/02/2019	320-52074-1	R-EVE	0.065	UG/L	PQL		0.0070	J	Cl. Spec. Table 3 Compound SOP		PFAS_DI_Prep
SS-SGSS-A-070219	07/02/2019	320-52074-1	R-EVE	0.063	UG/L	PQL		0.0070	J	Cl. Spec. Table 3 Compound SOP		PFAS_DI_Prep
SS-SGSS-A-070219	07/02/2019	320-52074-1	Byproduct 4	0.25	UG/L	PQL		0.016	J	Cl. Spec. Table 3 Compound SOP		PFAS_DI_Prep
SS-SGSS-A-070219	07/02/2019	320-52074-1	Byproduct 4	0.25	UG/L	PQL		0.016	J	Cl. Spec. Table 3 Compound SOP		PFAS_DI_Prep
SS-SGSS-A-070219	07/02/2019	320-52074-1	Hfpo Dimer Acid (trial)	1.5	UG/L	PQL		0.0086	J	Cl. Spec. Table 3 Compound SOP		PFAS_DI_Prep
SS-SGSS-A-070219	07/02/2019	320-52074-1	PFESA-BP2	0.074	UG/L	PQL		0.0030	J	Cl. Spec. Table 3 Compound SOP		PFAS_DI_Prep
SS-SGSS-A-070219	07/02/2019	320-52074-1	PFESA-BP2	0.073	UG/L	PQL		0.0030	J	Cl. Spec. Table 3 Compound SOP		PFAS_DI_Prep
SS-SGSS-A-070219	07/02/2019	320-52074-1	EVE Acid	0.0058	UG/L	PQL		0.0024	J	Cl. Spec. Table 3 Compound SOP		PFAS_DI_Prep
SS-SGSS-A-070219	07/02/2019	320-52074-1	EVE Acid	0.0061	UG/L	PQL		0.0024	J	Cl. Spec. Table 3 Compound SOP		PFAS_DI_Prep
SS-SGSS-A-070219	07/02/2019	320-52074-1	PMPA	4.4	UG/L	PQL		0.057	J	Cl. Spec. Table 3 Compound SOP		PFAS_DI_Prep
SS-SGSS-A-070219	07/02/2019	320-52074-1	PMPA	4.4	UG/L	PQL		0.057	J	Cl. Spec. Table 3 Compound SOP		PFAS_DI_Prep

Validation Reason

The preparation hold time for this sample was exceeded by a factor of 2. The reported result may be biased low.

Field Sample ID	Date Sampled	Lab Sample ID	Analyte	Result	Units	Type	MDL	PQL	Validation Qualifier	Analytical Method	Pre-prep	Prep
SS-SGSS-A-070219	07/02/2019	320-52074-1	PFO2HxA	1.3	UG/L	PQL		0.0081	J	Cl. Spec. Table 3 Compound SOP		PFAS_DI_Prep
SS-SGSS-A-070219	07/02/2019	320-52074-1	PFO2HxA	1.3	UG/L	PQL		0.0081	J	Cl. Spec. Table 3 Compound SOP		PFAS_DI_Prep
SS-SGSS-A-070219	07/02/2019	320-52074-1	PFO3OA	1.0	UG/L	PQL		0.0058	J	Cl. Spec. Table 3 Compound SOP		PFAS_DI_Prep
SS-SGSS-A-070219	07/02/2019	320-52074-1	PFO3OA	1.0	UG/L	PQL		0.0058	J	Cl. Spec. Table 3 Compound SOP		PFAS_DI_Prep
SS-SGSS-A-070219	07/02/2019	320-52074-1	PFO4DA	2.3	UG/L	PQL		0.0079	J	Cl. Spec. Table 3 Compound SOP		PFAS_DI_Prep
SS-SGSS-A-070219	07/02/2019	320-52074-1	PFO4DA	2.2	UG/L	PQL		0.0079	J	Cl. Spec. Table 3 Compound SOP		PFAS_DI_Prep
SS-SGSS-A-070219	07/02/2019	320-52074-1	PFO5DA	5.0	UG/L	PQL		0.0034	J	Cl. Spec. Table 3 Compound SOP		PFAS_DI_Prep
SS-SGSS-A-070219	07/02/2019	320-52074-1	PFO5DA	5.2	UG/L	PQL		0.0034	J	Cl. Spec. Table 3 Compound SOP		PFAS_DI_Prep
SS-SGSS-A-070219	07/02/2019	320-52074-1	PFMOAA	0.34	UG/L	PQL		0.021	J	Cl. Spec. Table 3 Compound SOP		PFAS_DI_Prep
SS-SGSS-A-070219	07/02/2019	320-52074-1	PFMOAA	0.35	UG/L	PQL		0.021	J	Cl. Spec. Table 3 Compound SOP		PFAS_DI_Prep
SS-SGSS-A-070219	07/02/2019	320-52074-1	PEPA	2.8	UG/L	PQL		0.020	J	Cl. Spec. Table 3 Compound SOP		PFAS_DI_Prep
SS-SGSS-A-070219	07/02/2019	320-52074-1	PEPA	2.8	UG/L	PQL		0.020	J	Cl. Spec. Table 3 Compound SOP		PFAS_DI_Prep
SS-SGSS-A-070219	07/02/2019	320-52074-1	PFESA-BP1	0.26	UG/L	PQL		0.0027	J	Cl. Spec. Table 3 Compound SOP		PFAS_DI_Prep
SS-SGSS-A-070219	07/02/2019	320-52074-1	PFESA-BP1	0.26	UG/L	PQL		0.0027	J	Cl. Spec. Table 3 Compound SOP		PFAS_DI_Prep
SS-SGSS-A-070219	07/02/2019	320-52074-1	NVHOS	0.025	UG/L	PQL		0.0054	J	Cl. Spec. Table 3 Compound SOP		PFAS_DI_Prep
SS-SGSS-A-070219	07/02/2019	320-52074-1	NVHOS	0.025	UG/L	PQL		0.0054	J	Cl. Spec. Table 3 Compound SOP		PFAS_DI_Prep
SD-DNSS-G-070319-D	07/03/2019	320-52076-6	Byproduct 4	0.013	UG/L	PQL		0.0020	J	Cl. Spec. Table 3 Compound SOP		PFAS_DI_Prep

Validation Reason

The preparation hold time for this sample was exceeded by a factor of 2. The reported result may be biased low.

Field Sample ID	Date Sampled	Lab Sample ID	Analyte	Result	Units	Type	MDL	PQL	Validation Qualifier	Analytical Method	Pre-prep	Prep
SD-DNSS-G-070319-D	07/03/2019	320-52076-6	Byproduct 4	0.013	UG/L	PQL		0.0020	J	Cl. Spec. Table 3 Compound SOP		PFAS_DI_Prep
SS-SGSS-B-070219	07/02/2019	320-52074-2	Hfpo Dimer Acid (trial)	0.22	UG/L	PQL		0.0020	J	Cl. Spec. Table 3 Compound SOP		PFAS_DI_Prep
SS-SGSS-B-070219	07/02/2019	320-52074-2	PFESA-BP2	0.022	UG/L	PQL		0.0020	J	Cl. Spec. Table 3 Compound SOP		PFAS_DI_Prep
SS-SGSS-B-070219	07/02/2019	320-52074-2	PFESA-BP2	0.021	UG/L	PQL		0.0020	J	Cl. Spec. Table 3 Compound SOP		PFAS_DI_Prep
SS-SGSS-B-070219	07/02/2019	320-52074-2	PFMOAA	0.19	UG/L	PQL		0.0050	J	Cl. Spec. Table 3 Compound SOP		PFAS_DI_Prep
SS-SGSS-B-070219	07/02/2019	320-52074-2	PFMOAA	0.19	UG/L	PQL		0.0050	J	Cl. Spec. Table 3 Compound SOP		PFAS_DI_Prep
SS-SGSS-B-070219	07/02/2019	320-52074-2	PFO5DA	0.021	UG/L	PQL		0.0020	J	Cl. Spec. Table 3 Compound SOP		PFAS_DI_Prep
SS-SGSS-B-070219	07/02/2019	320-52074-2	PFO5DA	0.020	UG/L	PQL		0.0020	J	Cl. Spec. Table 3 Compound SOP		PFAS_DI_Prep
SS-SGSS-B-070219	07/02/2019	320-52074-2	PFO4DA	0.015	UG/L	PQL		0.0020	J	Cl. Spec. Table 3 Compound SOP		PFAS_DI_Prep
SS-SGSS-B-070219	07/02/2019	320-52074-2	PFO4DA	0.016	UG/L	PQL		0.0020	J	Cl. Spec. Table 3 Compound SOP		PFAS_DI_Prep
SS-SGSS-B-070219	07/02/2019	320-52074-2	PFO3OA	0.032	UG/L	PQL		0.0020	J	Cl. Spec. Table 3 Compound SOP		PFAS_DI_Prep
SS-SGSS-B-070219	07/02/2019	320-52074-2	PFO3OA	0.030	UG/L	PQL		0.0020	J	Cl. Spec. Table 3 Compound SOP		PFAS_DI_Prep
SS-SGSS-B-070219	07/02/2019	320-52074-2	Hydro-EVE Acid	0.0038	UG/L	PQL		0.0020	J	Cl. Spec. Table 3 Compound SOP		PFAS_DI_Prep
SS-SGSS-B-070219	07/02/2019	320-52074-2	Hydro-EVE Acid	0.0038	UG/L	PQL		0.0020	J	Cl. Spec. Table 3 Compound SOP		PFAS_DI_Prep
SS-SGSS-B-070219	07/02/2019	320-52074-2	Byproduct 4	0.017	UG/L	PQL		0.0020	J	Cl. Spec. Table 3 Compound SOP		PFAS_DI_Prep
SS-SGSS-B-070219	07/02/2019	320-52074-2	Byproduct 4	0.016	UG/L	PQL		0.0020	J	Cl. Spec. Table 3 Compound SOP		PFAS_DI_Prep
SS-SGSS-B-070219	07/02/2019	320-52074-2	R-EVE	0.013	UG/L	PQL		0.0020	J	Cl. Spec. Table 3 Compound SOP		PFAS_DI_Prep

Validation Reason

The preparation hold time for this sample was exceeded by a factor of 2. The reported result may be biased low.

Field Sample ID	Date Sampled	Lab Sample ID	Analyte	Result	Units	Type	MDL	PQL	Validation Qualifier	Analytical Method	Pre-prep	Prep
SS-SGSS-B-070219	07/02/2019	320-52074-2	R-EVE	0.013	UG/L	PQL		0.0020	J	Cl. Spec. Table 3 Compound SOP		PFAS_DI_Prep
SS-SGSS-C-070219-D	07/02/2019	320-52074-4	PEPA	0.065	UG/L	PQL		0.020	J	Cl. Spec. Table 3 Compound SOP		PFAS_DI_Prep
SS-SGSS-C-070219-D	07/02/2019	320-52074-4	PEPA	0.065	UG/L	PQL		0.020	J	Cl. Spec. Table 3 Compound SOP		PFAS_DI_Prep
SS-SGSS-C-070219	07/02/2019	320-52074-3	Hydro-EVE Acid	0.0021	UG/L	PQL		0.0020	J	Cl. Spec. Table 3 Compound SOP		PFAS_DI_Prep
SS-SGSS-C-070219	07/02/2019	320-52074-3	Hydro-EVE Acid	0.0020	UG/L	PQL		0.0020	J	Cl. Spec. Table 3 Compound SOP		PFAS_DI_Prep
SS-SGSS-C-070219-D	07/02/2019	320-52074-4	NVHOS	0.0022	UG/L	PQL		0.0020	J	Cl. Spec. Table 3 Compound SOP		PFAS_DI_Prep
SS-SGSS-C-070219-D	07/02/2019	320-52074-4	NVHOS	0.0021	UG/L	PQL		0.0020	J	Cl. Spec. Table 3 Compound SOP		PFAS_DI_Prep
SS-SGSS-C-070219-D	07/02/2019	320-52074-4	PFO4DA	0.030	UG/L	PQL		0.0020	J	Cl. Spec. Table 3 Compound SOP		PFAS_DI_Prep
SS-SGSS-C-070219-D	07/02/2019	320-52074-4	PFO4DA	0.031	UG/L	PQL		0.0020	J	Cl. Spec. Table 3 Compound SOP		PFAS_DI_Prep
SS-SGSS-C-070219-D	07/02/2019	320-52074-4	PFO2HxA	0.086	UG/L	PQL		0.0020	J	Cl. Spec. Table 3 Compound SOP		PFAS_DI_Prep
SS-SGSS-C-070219-D	07/02/2019	320-52074-4	PFO2HxA	0.085	UG/L	PQL		0.0020	J	Cl. Spec. Table 3 Compound SOP		PFAS_DI_Prep
SS-SGSS-C-070219-D	07/02/2019	320-52074-4	PMPA	0.21	UG/L	PQL		0.010	J	Cl. Spec. Table 3 Compound SOP		PFAS_DI_Prep
SS-SGSS-C-070219-D	07/02/2019	320-52074-4	PMPA	0.21	UG/L	PQL		0.010	J	Cl. Spec. Table 3 Compound SOP		PFAS_DI_Prep
SS-SGSS-C-070219-D	07/02/2019	320-52074-4	Hydro-EVE Acid	0.0027	UG/L	PQL		0.0020	J	Cl. Spec. Table 3 Compound SOP		PFAS_DI_Prep
SS-SGSS-C-070219-D	07/02/2019	320-52074-4	Hydro-EVE Acid	0.0027	UG/L	PQL		0.0020	J	Cl. Spec. Table 3 Compound SOP		PFAS_DI_Prep
SS-SGSS-C-070219-D	07/02/2019	320-52074-4	Hfpo Dimer Acid (trial)	0.13	UG/L	PQL		0.0020	J	Cl. Spec. Table 3 Compound SOP		PFAS_DI_Prep
SS-SGSS-C-070219-D	07/02/2019	320-52074-4	PFESA-BP2	0.018	UG/L	PQL		0.0020	J	Cl. Spec. Table 3 Compound SOP		PFAS_DI_Prep

Validation Reason

The preparation hold time for this sample was exceeded by a factor of 2. The reported result may be biased low.

Field Sample ID	Date Sampled	Lab Sample ID	Analyte	Result	Units	Type	MDL	PQL	Validation Qualifier	Analytical Method	Pre-prep	Prep
SS-SGSS-C-070219-D	07/02/2019	320-52074-4	PFESA-BP2	0.018	UG/L	PQL		0.0020	J	Cl. Spec. Table 3 Compound SOP		PFAS_DI_Prep
SS-SGSS-C-070219-D	07/02/2019	320-52074-4	EVE Acid	0.0022	UG/L	PQL		0.0020	J	Cl. Spec. Table 3 Compound SOP		PFAS_DI_Prep
SS-SGSS-C-070219-D	07/02/2019	320-52074-4	EVE Acid	0.0021	UG/L	PQL		0.0020	J	Cl. Spec. Table 3 Compound SOP		PFAS_DI_Prep
SS-SGSS-C-070219-D	07/02/2019	320-52074-4	PFMOAA	0.049	UG/L	PQL		0.0050	J	Cl. Spec. Table 3 Compound SOP		PFAS_DI_Prep
SS-SGSS-C-070219-D	07/02/2019	320-52074-4	PFMOAA	0.049	UG/L	PQL		0.0050	J	Cl. Spec. Table 3 Compound SOP		PFAS_DI_Prep
SS-SGSS-D-070219	07/02/2019	320-52074-5	PEPA	0.25	UG/L	PQL		0.020	J	Cl. Spec. Table 3 Compound SOP		PFAS_DI_Prep
SS-SGSS-D-070219	07/02/2019	320-52074-5	PEPA	0.25	UG/L	PQL		0.020	J	Cl. Spec. Table 3 Compound SOP		PFAS_DI_Prep
SS-SGSS-D-070219	07/02/2019	320-52074-5	PFESA-BP1	0.053	UG/L	PQL		0.0020	J	Cl. Spec. Table 3 Compound SOP		PFAS_DI_Prep
SS-SGSS-D-070219	07/02/2019	320-52074-5	PFESA-BP1	0.055	UG/L	PQL		0.0020	J	Cl. Spec. Table 3 Compound SOP		PFAS_DI_Prep
SS-SGSS-D-070219	07/02/2019	320-52074-5	NVHOS	0.0035	UG/L	PQL		0.0020	J	Cl. Spec. Table 3 Compound SOP		PFAS_DI_Prep
SS-SGSS-D-070219	07/02/2019	320-52074-5	NVHOS	0.0034	UG/L	PQL		0.0020	J	Cl. Spec. Table 3 Compound SOP		PFAS_DI_Prep
SS-SGSS-C-070219-D	07/02/2019	320-52074-4	R-EVE	0.033	UG/L	PQL		0.0020	J	Cl. Spec. Table 3 Compound SOP		PFAS_DI_Prep
SS-SGSS-C-070219-D	07/02/2019	320-52074-4	R-EVE	0.033	UG/L	PQL		0.0020	J	Cl. Spec. Table 3 Compound SOP		PFAS_DI_Prep
SS-SGSS-E-070219	07/02/2019	320-52074-6	PFESA-BP2	0.055	UG/L	PQL		0.0020	J	Cl. Spec. Table 3 Compound SOP		PFAS_DI_Prep
SS-SGSS-E-070219	07/02/2019	320-52074-6	PFESA-BP2	0.058	UG/L	PQL		0.0020	J	Cl. Spec. Table 3 Compound SOP		PFAS_DI_Prep
SS-SGSS-E-070219	07/02/2019	320-52074-6	PFMOAA	0.013	UG/L	PQL		0.0050	J	Cl. Spec. Table 3 Compound SOP		PFAS_DI_Prep
SS-SGSS-E-070219	07/02/2019	320-52074-6	PFMOAA	0.014	UG/L	PQL		0.0050	J	Cl. Spec. Table 3 Compound SOP		PFAS_DI_Prep

Validation Reason

The preparation hold time for this sample was exceeded by a factor of 2. The reported result may be biased low.

Field Sample ID	Date Sampled	Lab Sample ID	Analyte	Result	Units	Type	MDL	PQL	Validation Qualifier	Analytical Method	Pre-prep	Prep
SS-SGSS-E-070219	07/02/2019	320-52074-6	PFO3OA	0.017	UG/L	PQL		0.0020	J	Cl. Spec. Table 3 Compound SOP		PFAS_DI_Prep
SS-SGSS-E-070219	07/02/2019	320-52074-6	PFO3OA	0.017	UG/L	PQL		0.0020	J	Cl. Spec. Table 3 Compound SOP		PFAS_DI_Prep
SS-SGSS-E-070219	07/02/2019	320-52074-6	PFO4DA	0.055	UG/L	PQL		0.0020	J	Cl. Spec. Table 3 Compound SOP		PFAS_DI_Prep
SS-SGSS-E-070219	07/02/2019	320-52074-6	PFO4DA	0.059	UG/L	PQL		0.0020	J	Cl. Spec. Table 3 Compound SOP		PFAS_DI_Prep
SS-SGSS-E-070219	07/02/2019	320-52074-6	PFO2HxA	0.077	UG/L	PQL		0.0020	J	Cl. Spec. Table 3 Compound SOP		PFAS_DI_Prep
SS-SGSS-E-070219	07/02/2019	320-52074-6	PFO2HxA	0.079	UG/L	PQL		0.0020	J	Cl. Spec. Table 3 Compound SOP		PFAS_DI_Prep
SS-SGSS-E-070219	07/02/2019	320-52074-6	PFESA-BP1	0.018	UG/L	PQL		0.0020	J	Cl. Spec. Table 3 Compound SOP		PFAS_DI_Prep
SS-SGSS-E-070219	07/02/2019	320-52074-6	PFESA-BP1	0.019	UG/L	PQL		0.0020	J	Cl. Spec. Table 3 Compound SOP		PFAS_DI_Prep
SS-SGSS-E-070219	07/02/2019	320-52074-6	PMPA	0.092	UG/L	PQL		0.010	J	Cl. Spec. Table 3 Compound SOP		PFAS_DI_Prep
SS-SGSS-E-070219	07/02/2019	320-52074-6	PMPA	0.094	UG/L	PQL		0.010	J	Cl. Spec. Table 3 Compound SOP		PFAS_DI_Prep
SS-SGSS-E-070219	07/02/2019	320-52074-6	NVHOS	0.0024	UG/L	PQL		0.0020	J	Cl. Spec. Table 3 Compound SOP		PFAS_DI_Prep
SS-SGSS-E-070219	07/02/2019	320-52074-6	NVHOS	0.0024	UG/L	PQL		0.0020	J	Cl. Spec. Table 3 Compound SOP		PFAS_DI_Prep
SS-SGSS-E-070219	07/02/2019	320-52074-6	PEPA	0.037	UG/L	PQL		0.020	J	Cl. Spec. Table 3 Compound SOP		PFAS_DI_Prep
SS-SGSS-E-070219	07/02/2019	320-52074-6	PEPA	0.038	UG/L	PQL		0.020	J	Cl. Spec. Table 3 Compound SOP		PFAS_DI_Prep
SS-SGSS-D-070219	07/02/2019	320-52074-5	PFMOAA	0.066	UG/L	PQL		0.0050	J	Cl. Spec. Table 3 Compound SOP		PFAS_DI_Prep
SS-SGSS-D-070219	07/02/2019	320-52074-5	PFMOAA	0.066	UG/L	PQL		0.0050	J	Cl. Spec. Table 3 Compound SOP		PFAS_DI_Prep
SS-SGSS-D-070219	07/02/2019	320-52074-5	PFO3OA	0.021	UG/L	PQL		0.0020	J	Cl. Spec. Table 3 Compound SOP		PFAS_DI_Prep

Validation Reason

The preparation hold time for this sample was exceeded by a factor of 2. The reported result may be biased low.

Field Sample ID	Date Sampled	Lab Sample ID	Analyte	Result	Units	Type	MDL	PQL	Validation Qualifier	Analytical Method	Pre-prep	Prep
SS-SGSS-D-070219	07/02/2019	320-52074-5	PFO3OA	0.021	UG/L	PQL		0.0020	J	Cl. Spec. Table 3 Compound SOP		PFAS_DI_Prep
SS-SGSS-D-070219	07/02/2019	320-52074-5	PFO4DA	0.030	UG/L	PQL		0.0020	J	Cl. Spec. Table 3 Compound SOP		PFAS_DI_Prep
SS-SGSS-D-070219	07/02/2019	320-52074-5	PFO4DA	0.031	UG/L	PQL		0.0020	J	Cl. Spec. Table 3 Compound SOP		PFAS_DI_Prep
SS-SGSS-D-070219	07/02/2019	320-52074-5	PFO2HxA	0.17	UG/L	PQL		0.0020	J	Cl. Spec. Table 3 Compound SOP		PFAS_DI_Prep
SS-SGSS-D-070219	07/02/2019	320-52074-5	PFO2HxA	0.17	UG/L	PQL		0.0020	J	Cl. Spec. Table 3 Compound SOP		PFAS_DI_Prep
SS-SGSS-D-070219	07/02/2019	320-52074-5	PMPA	0.69	UG/L	PQL		0.010	J	Cl. Spec. Table 3 Compound SOP		PFAS_DI_Prep
SS-SGSS-D-070219	07/02/2019	320-52074-5	PMPA	0.70	UG/L	PQL		0.010	J	Cl. Spec. Table 3 Compound SOP		PFAS_DI_Prep
SS-SGSS-D-070219	07/02/2019	320-52074-5	Hfpo Dimer Acid (trial)	0.24	UG/L	PQL		0.0020	J	Cl. Spec. Table 3 Compound SOP		PFAS_DI_Prep
SS-SGSS-D-070219	07/02/2019	320-52074-5	PFESA-BP2	0.024	UG/L	PQL		0.0020	J	Cl. Spec. Table 3 Compound SOP		PFAS_DI_Prep
SS-SGSS-D-070219	07/02/2019	320-52074-5	PFESA-BP2	0.024	UG/L	PQL		0.0020	J	Cl. Spec. Table 3 Compound SOP		PFAS_DI_Prep
SS-SGSS-D-070219	07/02/2019	320-52074-5	EVE Acid	0.0026	UG/L	PQL		0.0020	J	Cl. Spec. Table 3 Compound SOP		PFAS_DI_Prep
SS-SGSS-D-070219	07/02/2019	320-52074-5	EVE Acid	0.0027	UG/L	PQL		0.0020	J	Cl. Spec. Table 3 Compound SOP		PFAS_DI_Prep
SS-SGSS-D-070219	07/02/2019	320-52074-5	Hydro-EVE Acid	0.0049	UG/L	PQL		0.0020	J	Cl. Spec. Table 3 Compound SOP		PFAS_DI_Prep
SS-SGSS-D-070219	07/02/2019	320-52074-5	Hydro-EVE Acid	0.0048	UG/L	PQL		0.0020	J	Cl. Spec. Table 3 Compound SOP		PFAS_DI_Prep
SS-SGSS-E-070219	07/02/2019	320-52074-6	Hydro-EVE Acid	0.0088	UG/L	PQL		0.0020	J	Cl. Spec. Table 3 Compound SOP		PFAS_DI_Prep
SS-SGSS-E-070219	07/02/2019	320-52074-6	Hydro-EVE Acid	0.0093	UG/L	PQL		0.0020	J	Cl. Spec. Table 3 Compound SOP		PFAS_DI_Prep
SS-SGSS-E-070219	07/02/2019	320-52074-6	Hfpo Dimer Acid (trial)	0.094	UG/L	PQL		0.0020	J	Cl. Spec. Table 3 Compound SOP		PFAS_DI_Prep

Validation Reason

The preparation hold time for this sample was exceeded by a factor of 2. The reported result may be biased low.

Field Sample ID	Date Sampled	Lab Sample ID	Analyte	Result	Units	Type	MDL	PQL	Validation Qualifier	Analytical Method	Pre-prep	Prep
SS-SGSS-E-070219	07/02/2019	320-52074-6	Byproduct 4	0.016	UG/L	PQL		0.0020	J	Cl. Spec. Table 3 Compound SOP		PFAS_DI_Prep
SS-SGSS-E-070219	07/02/2019	320-52074-6	Byproduct 4	0.017	UG/L	PQL		0.0020	J	Cl. Spec. Table 3 Compound SOP		PFAS_DI_Prep

Validation Reason

The analysis hold time for this sample was exceeded. The reported result may be biased low.

Field Sample ID	Date	Sampled Lab Sample ID	Analyte	Result	Units	Type	MDL	PQL	Validation Qualifier	Analytical Method	Pre-prep	Prep
FAY-SED-SETP-01	04/29/2019	320-49863-2	Percent Moisture	44.1	%	PQL		0.1	J	D2216-90		
FAY-SED-SETP-01	04/29/2019	320-49863-2	Percent Solids	55.9	%	PQL		0.1	J	D2216-90		
FAY-SED-River-01	04/30/2019	320-49863-3	Percent Moisture	47.9	%	PQL		0.1	J	D2216-90		
FAY-SED-River-01	04/30/2019	320-49863-3	Percent Solids	52.1	%	PQL		0.1	J	D2216-90		

Validation Reason

Associated LCS and/or LCSD analysis had relative percent recovery (RPR) values less than the lower control limit. The reported result may be biased low.

Field Sample ID	Date Sampled	Lab Sample ID	Analyte	Result	Units	Type	MDL	PQL	Validation Qualifier	Analytical Method	Pre-prep	Prep
EQB-01	04/30/2019	320-49863-1	MTP	0.21	UG/L	PQL		0.12	J	Cl. Spec. Table 3 Compound SOP		PFAS_DI_Prep
EQB-01	04/30/2019	320-49863-1	MTP	0.21	UG/L	PQL		0.12	J	Cl. Spec. Table 3 Compound SOP		PFAS_DI_Prep

Validation Reason Associated MS and/or MSD analysis had relative percent recovery (RPR) values less than the lower control limit but above the rejection limit. The reported result may be biased low.

Field Sample ID	Date Sampled	Lab Sample ID	Analyte	Result	Units	Type	MDL	PQL	Validation Qualifier	Analytical Method	Pre-prep	Prep
SD-DNSS-G-070319	07/03/2019	320-52076-5	Byproduct 5	1.1	UG/KG	PQL		1.0	J	Cl. Spec. Table 3 Compound SOP		Shake_Bath_14D
SD-DNSS-G-070319	07/03/2019	320-52076-5	PFO5DA	0.026	UG/L	PQL		0.0020	J	Cl. Spec. Table 3 Compound SOP		PFAS_DI_Prep
SS-SGSS-A-070219	07/02/2019	320-52074-1	Byproduct 4	2.2	UG/KG	PQL		1.6	J	Cl. Spec. Table 3 Compound SOP		Shake_Bath_14D
SS-SGSS-A-070219	07/02/2019	320-52074-1	Byproduct 4	2.0	UG/KG	PQL		1.7	J	Cl. Spec. Table 3 Compound SOP		Shake_Bath_14D
SS-SGSS-C-070219	07/02/2019	320-52074-3	PFO5DA	0.027	UG/L	PQL		0.0020	J	Cl. Spec. Table 3 Compound SOP		PFAS_DI_Prep
SS-SGSS-C-070219-D	07/02/2019	320-52074-4	PFO5DA	0.037	UG/L	PQL		0.0020	J	Cl. Spec. Table 3 Compound SOP		PFAS_DI_Prep
SS-SGSS-C-070219-D	07/02/2019	320-52074-4	PFO5DA	0.035	UG/L	PQL		0.0020	J	Cl. Spec. Table 3 Compound SOP		PFAS_DI_Prep
SS-SGSS-E-070219	07/02/2019	320-52074-6	PFO5DA	0.24	UG/L	PQL		0.0020	J	Cl. Spec. Table 3 Compound SOP		PFAS_DI_Prep
SS-SGSS-E-070219	07/02/2019	320-52074-6	PFO5DA	0.26	UG/L	PQL		0.0020	J	Cl. Spec. Table 3 Compound SOP		PFAS_DI_Prep
SS-SGSS-D-070219	07/02/2019	320-52074-5	PFO5DA	0.080	UG/L	PQL		0.0020	J	Cl. Spec. Table 3 Compound SOP		PFAS_DI_Prep
SS-SGSS-D-070219	07/02/2019	320-52074-5	PFO5DA	0.080	UG/L	PQL		0.0020	J	Cl. Spec. Table 3 Compound SOP		PFAS_DI_Prep

Validation Reason

The preparation hold time for this sample was exceeded. The reported result may be biased low.

Field Sample ID	Date Sampled	Lab Sample ID	Analyte	Result	Units	Type	MDL	PQL	Validation Qualifier	Analytical Method	Pre-prep	Prep
SD-DNSS-G-070319	07/03/2019	320-52076-5	PFESA-BP2	3.6	UG/KG	PQL		2.0	J	Cl. Spec. Table 3 Compound SOP		Shake_Bath_14D
SD-DNSS-G-070319	07/03/2019	320-52076-5	PFESA-BP2	3.3	UG/KG	PQL		2.0	J	Cl. Spec. Table 3 Compound SOP		Shake_Bath_14D
SD-DNSS-F-070319	07/03/2019	320-52076-7	PFESA-BP2	25	UG/KG	PQL		23	J	Cl. Spec. Table 3 Compound SOP		Shake_Bath_14D
SD-DNSS-F-070319	07/03/2019	320-52076-7	PFESA-BP2	25.0	UG/KG	PQL		23	J	Cl. Spec. Table 3 Compound SOP		Shake_Bath_14D
SD-DNSS-A-070219	07/02/2019	320-52076-3	PFESA-BP2	4.2	UG/KG	PQL		2.3	J	Cl. Spec. Table 3 Compound SOP		Shake_Bath_14D
SD-DNSS-A-070219	07/02/2019	320-52076-3	PFESA-BP2	3.1	UG/KG	PQL		2.3	J	Cl. Spec. Table 3 Compound SOP		Shake_Bath_14D
SD-DNSS-A-070219	07/02/2019	320-52076-3	PFESA-BP1	8.1	UG/KG	PQL		2.3	J	Cl. Spec. Table 3 Compound SOP		Shake_Bath_14D
SD-DNSS-A-070219	07/02/2019	320-52076-3	PFESA-BP1	7.5	UG/KG	PQL		2.3	J	Cl. Spec. Table 3 Compound SOP		Shake_Bath_14D
SS-SGSS-B-070219	07/02/2019	320-52074-2	PMPA	2.9	UG/KG	PQL		1.7	J	Cl. Spec. Table 3 Compound SOP		Shake_Bath_14D
SS-SGSS-B-070219	07/02/2019	320-52074-2	PMPA	2.4	UG/KG	PQL		1.7	J	Cl. Spec. Table 3 Compound SOP		Shake_Bath_14D
SS-SGSS-A-070219	07/02/2019	320-52074-1	Byproduct 5	45	UG/KG	PQL		1.6	J	Cl. Spec. Table 3 Compound SOP		Shake_Bath_14D
SS-SGSS-A-070219	07/02/2019	320-52074-1	Byproduct 5	43	UG/KG	PQL		1.7	J	Cl. Spec. Table 3 Compound SOP		Shake_Bath_14D
SS-SGSS-A-070219	07/02/2019	320-52074-1	Hfpo Dimer Acid (trial)	38	UG/KG	PQL		1.7	J	Cl. Spec. Table 3 Compound SOP		Shake_Bath_14D
SS-SGSS-A-070219	07/02/2019	320-52074-1	PMPA	110	UG/KG	PQL		4.1	J	Cl. Spec. Table 3 Compound SOP		Shake_Bath_14D
SS-SGSS-A-070219	07/02/2019	320-52074-1	PMPA	110	UG/KG	PQL		4.4	J	Cl. Spec. Table 3 Compound SOP		Shake_Bath_14D
SS-SGSS-A-070219	07/02/2019	320-52074-1	PFO2HxA	29	UG/KG	PQL		4.1	J	Cl. Spec. Table 3 Compound SOP		Shake_Bath_14D
SS-SGSS-A-070219	07/02/2019	320-52074-1	PFO2HxA	27	UG/KG	PQL		4.4	J	Cl. Spec. Table 3 Compound SOP		Shake_Bath_14D

Validation Reason

The preparation hold time for this sample was exceeded. The reported result may be biased low.

Field Sample ID	Date Sampled	Lab Sample ID	Analyte	Result	Units	Type	MDL	PQL	Validation Qualifier	Analytical Method	Pre-prep	Prep
SS-SGSS-A-070219	07/02/2019	320-52074-1	PFO3OA	23	UG/KG	PQL		4.1	J	Cl. Spec. Table 3 Compound SOP		Shake_Bath_14D
SS-SGSS-A-070219	07/02/2019	320-52074-1	PFO3OA	21	UG/KG	PQL		4.4	J	Cl. Spec. Table 3 Compound SOP		Shake_Bath_14D
SS-SGSS-A-070219	07/02/2019	320-52074-1	PFO4DA	54	UG/KG	PQL		4.1	J	Cl. Spec. Table 3 Compound SOP		Shake_Bath_14D
SS-SGSS-A-070219	07/02/2019	320-52074-1	PFO4DA	52	UG/KG	PQL		4.4	J	Cl. Spec. Table 3 Compound SOP		Shake_Bath_14D
SS-SGSS-A-070219	07/02/2019	320-52074-1	PFMOAA	8.0	UG/KG	PQL		4.1	J	Cl. Spec. Table 3 Compound SOP		Shake_Bath_14D
SS-SGSS-A-070219	07/02/2019	320-52074-1	PFMOAA	7.4	UG/KG	PQL		4.4	J	Cl. Spec. Table 3 Compound SOP		Shake_Bath_14D
SS-SGSS-A-070219	07/02/2019	320-52074-1	PEPA	74	UG/KG	PQL		4.1	J	Cl. Spec. Table 3 Compound SOP		Shake_Bath_14D
SS-SGSS-A-070219	07/02/2019	320-52074-1	PEPA	71	UG/KG	PQL		4.4	J	Cl. Spec. Table 3 Compound SOP		Shake_Bath_14D
SS-SGSS-A-070219	07/02/2019	320-52074-1	PFESA-BP1	5.7	UG/KG	PQL		4.1	J	Cl. Spec. Table 3 Compound SOP		Shake_Bath_14D
SS-SGSS-A-070219	07/02/2019	320-52074-1	PFESA-BP1	5.6	UG/KG	PQL		4.4	J	Cl. Spec. Table 3 Compound SOP		Shake_Bath_14D
SS-SGSS-B-070219	07/02/2019	320-52074-2	Hfpo Dimer Acid (trial)	2.5	UG/KG	PQL		1.0	J	Cl. Spec. Table 3 Compound SOP		Shake_Bath_14D
SS-SGSS-C-070219	07/02/2019	320-52074-3	PMPA	4.2	UG/KG	PQL		2.2	J	Cl. Spec. Table 3 Compound SOP		Shake_Bath_14D
SS-SGSS-C-070219	07/02/2019	320-52074-3	PMPA	4.1	UG/KG	PQL		3.0	J	Cl. Spec. Table 3 Compound SOP		Shake_Bath_14D
SS-SGSS-C-070219	07/02/2019	320-52074-3	Hfpo Dimer Acid (trial)	2.1	UG/KG	PQL		1.2	J	Cl. Spec. Table 3 Compound SOP		Shake_Bath_14D
SS-SGSS-D-070219	07/02/2019	320-52074-5	PEPA	5.0	UG/KG	PQL		1.6	J	Cl. Spec. Table 3 Compound SOP		Shake_Bath_14D
SS-SGSS-D-070219	07/02/2019	320-52074-5	PEPA	4.9	UG/KG	PQL		1.6	J	Cl. Spec. Table 3 Compound SOP		Shake_Bath_14D
SS-SGSS-D-070219	07/02/2019	320-52074-5	PFESA-BP1	1.6	UG/KG	PQL		1.6	J	Cl. Spec. Table 3 Compound SOP		Shake_Bath_14D

Validation Reason

The preparation hold time for this sample was exceeded. The reported result may be biased low.

Field Sample ID	Date Sampled	Lab Sample ID	Analyte	Result	Units	Type	MDL	PQL	Validation Qualifier	Analytical Method	Pre-prep	Prep
SS-SGSS-D-070219	07/02/2019	320-52074-5	PFESA-BP1	1.6	UG/KG	PQL		1.6	J	Cl. Spec. Table 3 Compound SOP		Shake_Bath_14D
SS-SGSS-D-070219	07/02/2019	320-52074-5	PFO2HxA	3.4	UG/KG	PQL		1.6	J	Cl. Spec. Table 3 Compound SOP		Shake_Bath_14D
SS-SGSS-D-070219	07/02/2019	320-52074-5	PFO2HxA	3.4	UG/KG	PQL		1.6	J	Cl. Spec. Table 3 Compound SOP		Shake_Bath_14D
SS-SGSS-D-070219	07/02/2019	320-52074-5	PMPA	14	UG/KG	PQL		1.6	J	Cl. Spec. Table 3 Compound SOP		Shake_Bath_14D
SS-SGSS-D-070219	07/02/2019	320-52074-5	PMPA	14	UG/KG	PQL		1.6	J	Cl. Spec. Table 3 Compound SOP		Shake_Bath_14D
SS-SGSS-D-070219	07/02/2019	320-52074-5	Hfpo Dimer Acid (trial)	5.5	UG/KG	PQL		1.0	J	Cl. Spec. Table 3 Compound SOP		Shake_Bath_14D
SS-SGSS-E-070219	07/02/2019	320-52074-6	Hfpo Dimer Acid (trial)	2.1	UG/KG	PQL		1.0	J	Cl. Spec. Table 3 Compound SOP		Shake_Bath_14D

**ADQM DATA REVIEW
NARRATIVE**

Site Chemours FAY – Fayetteville

Project 2019 Stormwater Sampling (updated for completeness)

Project Reviewer Michael Aucoin, AECOM as a Chemours contractor

Sampling Dates June 27 - 28, 2019
August 21 – 22, 2019
September 6, 2019

Analytical Protocol

<u>Laboratory</u>	<u>Analytical Method</u>	<u>Parameter(s)</u>
TestAmerica - Sacramento	537 Modified	PFAS ¹
TestAmerica - Sacramento	Cl. Spec. Table 3 Compound SOP	Table 3+ compounds
TestAmerica - Denver	200.7/200.8	Select metals
TestAmerica - Denver	300.0	Select anions
TestAmerica - Denver	351.2	Total Kjeldahl Nitrogen
TestAmerica - Denver	353.2	Nitrate/Nitrite Nitrogen
TestAmerica - Denver	365.1	Phosphorus
TestAmerica - Denver	410.4	Chemical Oxygen Demand (COD)
TestAmerica - Denver	2540 D-1997	Total Suspended Solids
TestAmerica - Denver	5210 B-2001	Biochemical Oxygen Demand (BOD) - 5 Day
TestAmerica - Denver	Calculation	Nitrogen, total

¹ Perfluoroalkylsubstances, a list of 33 or 37 compounds including HFPO-DA.

Sample Receipt

The following items are noted for this data set:

- All samples were received in satisfactory condition and within EPA temperature guidelines on:
 - July 2, 11, and 16, 2019
 - August 23, 2019
 - September 7, 2019
- Some samples were reactivated outside the laboratory established hold time to allow reanalysis by the low level Table 3+ method.

Data Review

The electronic data submitted for this project was reviewed via the Data Verification Module (DVM) process.

Overall the data is acceptable for use without qualification, except as noted below:

- A result for phosphorous in field sample ID STW-LOC003-09061909 was qualified B and the reported result may be biased high, or a false positive, due to a comparable concentration found in the associated method blank.
- Several analytical results have been qualified J as estimated, and non-detect results qualified UJ indicating an estimated reporting limit, due to poor or very poor recovery of a surrogate or laboratory blank spike; sample analysis which exceeded the laboratory hold time; and poor field duplicate or lab replicate precision. See the Data Verification Module (DVM) Narrative Report for which samples were qualified, the specific reasons for qualification, and potential bias in reported results.

Attachments

The DVM Narrative report is attached. The lab reports due to a large page count are stored on an AECOM network shared drive and are available to be posted on external shared drives, or on a flash drive.

Data Verification Module (DVM)

The DVM is an internal review process used by the ADQM group to assist with the determination of data usability. The electronic data deliverables received from the laboratory are loaded into the Locus EIM™ database and processed through a series of data quality checks, which are a combination of software (Locus EIM™ database Data Verification Module (DVM)) and manual reviewer evaluations. The data is evaluated against the following data usability checks:

- Field and laboratory blank contamination
- US EPA hold time criteria
- Missing Quality Control (QC) samples
- Matrix spike(MS)/matrix spike duplicate (MSD) recoveries and the relative percent differences (RPDs) between these spikes
- Laboratory control sample(LCS)/control sample duplicate (LCSD) recoveries and the RPD between these spikes
- Surrogate spike recoveries for organic analyses
- RPD between field duplicate sample pairs
- RPD between laboratory replicates for inorganic analyses
- Difference / percent difference between total and dissolved sample pairs.

There are two qualifier fields in EIM:

Lab Qualifier is the qualifier assigned by the lab and may not reflect the usability of the data. This qualifier may have many different meanings and can vary between labs and over time within the same lab. Please refer to the laboratory report for a description of the lab qualifiers. As they are lab descriptors they are not to be used when evaluating the data.

Validation Qualifier is the 3rd party formal validation qualifier if this was performed. Otherwise this field contains the qualifier resulting from the ADQM DVM review process. This qualifier assesses the usability of the data and may not equal the lab qualifier. The DVM applies the following data evaluation qualifiers to analysis results, as warranted:

Qualifier	Definition
B	Not detected substantially above the level reported in the laboratory or field blanks.
R	Unusable result. Analyte may or may not be present in the sample.
J	Analyte present. Reported value may not be accurate or precise.
UJ	Not detected. Reporting limit may not be accurate or precise.

The **Validation Status Code** field is set to “DVM” if the ADQM DVM process has been performed. If the DVM has not been run, the field will be blank.

If the DVM has been run (**Validation Status Code** equals “DVM”), use the **Validation Qualifier**.

DVM Narrative Report

Site: Fayetteville

Sampling Program: 2019 Stormwater Sampling

Validation Options: LABSTATS

Validation Reason Contamination detected in Method Blank(s). Sample result does not differ significantly from the analyte concentration detected in the associated method blank(s).

Field Sample ID	Date Sampled	Lab Sample ID	Analyte	Result	Units	Type	MDL	PQL	Validation Qualifier	Analytical Method	Pre-prep	Prep
STW-LOC003-090619	09/06/2019	280-128067-1	Phosphorus	0.17	MG/L	MDL	0.025	0.050	B	365.1		

Validation Reason

Only one surrogate has relative percent recovery (RPR) values outside control limits and the parameter is a PFC (Nondetects).

Field Sample ID	Date Sampled	Lab Sample ID	Analyte	Result	Units	Type	MDL	PQL	Validation Qualifier	Analytical Method	Pre-prep	Prep
STW-LOC18-082119-1	08/21/2019	320-53640-5	Perfluorooctadecanoic acid	0.0020	ug/L	PQL		0.0020	UJ	537 Modified		3535_PFC
STW-LOC18-082119-1	08/21/2019	320-53640-5	N-methyl perfluoro-1-octanesulfonamide	0.0020	ug/L	PQL		0.0020	UJ	537 Modified		3535_PFC
STW-LOC18-082119-1	08/21/2019	320-53640-5	Perfluorohexadecanoic acid (PFHxDA)	0.0020	ug/L	PQL		0.0020	UJ	537 Modified		3535_PFC
STW-LOC18-082119-2	08/21/2019	320-53640-6	Perfluorooctadecanoic acid	0.0020	ug/L	PQL		0.0020	UJ	537 Modified		3535_PFC
STW-LOC18-082119-3	08/21/2019	320-53640-7	Perfluorooctadecanoic acid	0.0020	ug/L	PQL		0.0020	UJ	537 Modified		3535_PFC
STW-LOC18-082119-3	08/21/2019	320-53640-7	N-methyl perfluoro-1-octanesulfonamide	0.0020	ug/L	PQL		0.0020	UJ	537 Modified		3535_PFC
STW-LOC18-082119-3	08/21/2019	320-53640-7	Perfluorohexadecanoic acid (PFHxDA)	0.0020	ug/L	PQL		0.0020	UJ	537 Modified		3535_PFC
STW-LOC-18-062719	06/27/2019	320-51907-4	Perfluorohexadecanoic acid (PFHxDA)	0.0020	ug/L	PQL		0.0020	UJ	537 Modified		3535_PFC
STW-LOC-19A-062719	06/27/2019	320-51907-5	ADONA	0.0021	UG/L	PQL		0.0021	UJ	537 Modified		3535_PFC
STW-LOC-19A-062719	06/27/2019	320-51907-5	NaDONA	0.0021	ug/L	PQL		0.0021	UJ	537 Modified		3535_PFC
STW-LOC-18-062719	06/27/2019	320-51907-4	Perfluorooctadecanoic acid	0.0020	ug/L	PQL		0.0020	UJ	537 Modified		3535_PFC
STW-LOC-19A-062719	06/27/2019	320-51907-5	6:2 Fluorotelomer sulfonate	0.020	ug/L	PQL		0.020	UJ	537 Modified		3535_PFC
STW-LOC-19A-062719	06/27/2019	320-51907-5	Perfluorotetradecanoic Acid	0.0020	UG/L	PQL		0.0020	UJ	537 Modified		3535_PFC
STW-LOC-22-062719	06/27/2019	320-51907-8	ADONA	0.0021	UG/L	PQL		0.0021	UJ	537 Modified		3535_PFC
STW-LOC-22-062719	06/27/2019	320-51907-8	NaDONA	0.0021	ug/L	PQL		0.0021	UJ	537 Modified		3535_PFC
STW-LOC-23B-062719	06/27/2019	320-51907-10	Perfluorooctadecanoic acid	0.0020	ug/L	PQL		0.0020	UJ	537 Modified		3535_PFC
STW-LOC-23B-062719	06/27/2019	320-51907-10	Perfluorotetradecanoic Acid	0.0020	UG/L	PQL		0.0020	UJ	537 Modified		3535_PFC
STW-LOC-23B-062719	06/27/2019	320-51907-10	Perfluorohexadecanoic acid (PFHxDA)	0.0020	ug/L	PQL		0.0020	UJ	537 Modified		3535_PFC
STW-LOC19A-082119	08/21/2019	320-53582-4	Perfluorooctadecanoic acid	0.0020	ug/L	PQL		0.0020	UJ	537 Modified		3535_PFC
STW-LOC19A-082119	08/21/2019	320-53582-4	Perfluorohexadecanoic acid (PFHxDA)	0.0020	ug/L	PQL		0.0020	UJ	537 Modified		3535_PFC
STW-LOC19B-082119	08/21/2019	320-53582-5	Perfluorooctadecanoic acid	0.0020	ug/L	PQL		0.0020	UJ	537 Modified		3535_PFC
STW-LOC19B-082119	08/21/2019	320-53582-5	Perfluorohexadecanoic acid (PFHxDA)	0.0020	ug/L	PQL		0.0020	UJ	537 Modified		3535_PFC

Validation Reason

Only one surrogate has relative percent recovery (RPR) values outside control limits and the parameter is a PFC (Nondetects).

Field Sample ID	Date Sampled	Lab Sample ID	Analyte	Result	Units	Type	MDL	PQL	Validation Qualifier	Analytical Method	Pre-prep	Prep
STW-LOC18-082119-4	08/21/2019	320-53640-8	N-methyl perfluoro-1-octanesulfonamide	0.0020	ug/L	PQL		0.0020	UJ	537 Modified		3535_PFC
STW-LOC18-082119-2	08/21/2019	320-53640-6	Perfluorohexadecanoic acid (PFHxDA)	0.0020	ug/L	PQL		0.0020	UJ	537 Modified		3535_PFC

Validation Reason

The analysis hold time for this sample was exceeded. The reporting limit may be biased low.

Field Sample ID	Date Sampled	Lab Sample ID	Analyte	Result	Units	Type	MDL	PQL	Validation Qualifier	Analytical Method	Pre-prep	Prep
STW-LOC17A-062719	06/27/2019	320-52169-1	NVHOS	54	UG/L	PQL		54	UJ	Cl. Spec. Table 3 Compound SOP		PFAS_DI_Prep
STW-LOC17A-062719	06/27/2019	320-52169-1	NVHOS	54	UG/L	PQL		54	UJ	Cl. Spec. Table 3 Compound SOP		PFAS_DI_Prep
STW-LOC17A-062719	06/27/2019	320-52169-1	PES	46	UG/L	PQL		46	UJ	Cl. Spec. Table 3 Compound SOP		PFAS_DI_Prep
STW-LOC17A-062719	06/27/2019	320-52169-1	PES	46	UG/L	PQL		46	UJ	Cl. Spec. Table 3 Compound SOP		PFAS_DI_Prep
STW-LOC17A-062719	06/27/2019	320-52169-1	PMPA	570	UG/L	PQL		570	UJ	Cl. Spec. Table 3 Compound SOP		PFAS_DI_Prep
STW-LOC17A-062719	06/27/2019	320-52169-1	PMPA	570	UG/L	PQL		570	UJ	Cl. Spec. Table 3 Compound SOP		PFAS_DI_Prep
STW-LOC17A-062719	06/27/2019	320-52169-1	PFECA B	60	UG/L	PQL		60	UJ	Cl. Spec. Table 3 Compound SOP		PFAS_DI_Prep
STW-LOC17A-062719	06/27/2019	320-52169-1	PFECA B	60	UG/L	PQL		60	UJ	Cl. Spec. Table 3 Compound SOP		PFAS_DI_Prep
STW-LOC17A-062719	06/27/2019	320-52169-1	2-(N-ethyl perfluoro-1-octanesulfonamido)-ethanol	60	ug/L	PQL		60	UJ	Cl. Spec. Table 3 Compound SOP		PFAS_DI_Prep
STW-LOC17A-062719	06/27/2019	320-52169-1	2-(N-ethyl perfluoro-1-octanesulfonamido)-ethanol	60	ug/L	PQL		60	UJ	Cl. Spec. Table 3 Compound SOP		PFAS_DI_Prep
STW-LOC17A-062719	06/27/2019	320-52169-1	2-(N-methyl perfluoro-1-octanesulfonamido)-ethanol	110	ug/L	PQL		110	UJ	Cl. Spec. Table 3 Compound SOP		PFAS_DI_Prep
STW-LOC17A-062719	06/27/2019	320-52169-1	2-(N-methyl perfluoro-1-octanesulfonamido)-ethanol	110	ug/L	PQL		110	UJ	Cl. Spec. Table 3 Compound SOP		PFAS_DI_Prep
STW-LOC17A-062719	06/27/2019	320-52169-1	PEPA	47	UG/L	PQL		47	UJ	Cl. Spec. Table 3 Compound SOP		PFAS_DI_Prep
STW-LOC17A-062719	06/27/2019	320-52169-1	PEPA	47	UG/L	PQL		47	UJ	Cl. Spec. Table 3 Compound SOP		PFAS_DI_Prep
STW-LOC17A-062719	06/27/2019	320-52169-1	PFESA-BP1	27	UG/L	PQL		27	UJ	Cl. Spec. Table 3 Compound SOP		PFAS_DI_Prep

Validation Reason The analysis hold time for this sample was exceeded. The reporting limit may be biased low.

Field Sample ID	Date Sampled	Lab Sample ID	Analyte	Result	Units	Type	MDL	PQL	Validation Qualifier	Analytical Method	Pre-prep	Prep
STW-LOC17A-062719	06/27/2019	320-52169-1	PFESA-BP1	27	UG/L	PQL		27	UJ	Cl. Spec. Table 3 Compound SOP		PFAS_DI_Prep
STW-LOC17A-062719	06/27/2019	320-52169-1	N-methyl perfluoro-1-octanesulfonamide	35	ug/L	PQL		35	UJ	Cl. Spec. Table 3 Compound SOP		PFAS_DI_Prep
STW-LOC17A-062719	06/27/2019	320-52169-1	N-methyl perfluoro-1-octanesulfonamide	35	ug/L	PQL		35	UJ	Cl. Spec. Table 3 Compound SOP		PFAS_DI_Prep
STW-LOC17A-062719	06/27/2019	320-52169-1	PFMOAA	210	ug/L	PQL		210	UJ	Cl. Spec. Table 3 Compound SOP		PFAS_DI_Prep
STW-LOC17A-062719	06/27/2019	320-52169-1	PFMOAA	210	ug/L	PQL		210	UJ	Cl. Spec. Table 3 Compound SOP		PFAS_DI_Prep
STW-LOC17A-062719	06/27/2019	320-52169-1	EVE Acid	24	UG/L	PQL		24	UJ	Cl. Spec. Table 3 Compound SOP		PFAS_DI_Prep
STW-LOC17A-062719	06/27/2019	320-52169-1	EVE Acid	24	UG/L	PQL		24	UJ	Cl. Spec. Table 3 Compound SOP		PFAS_DI_Prep
STW-LOC17A-062719	06/27/2019	320-52169-1	PFESA-BP2	30	ug/L	PQL		30	UJ	Cl. Spec. Table 3 Compound SOP		PFAS_DI_Prep
STW-LOC17A-062719	06/27/2019	320-52169-1	PFESA-BP2	30	ug/L	PQL		30	UJ	Cl. Spec. Table 3 Compound SOP		PFAS_DI_Prep
STW-LOC17A-062719	06/27/2019	320-52169-1	Hydro-EVE Acid	28	UG/L	PQL		28	UJ	Cl. Spec. Table 3 Compound SOP		PFAS_DI_Prep
STW-LOC17A-062719	06/27/2019	320-52169-1	Hydro-EVE Acid	28	UG/L	PQL		28	UJ	Cl. Spec. Table 3 Compound SOP		PFAS_DI_Prep
STW-LOC17A-062719	06/27/2019	320-52169-1	PFECA-G	41	UG/L	PQL		41	UJ	Cl. Spec. Table 3 Compound SOP		PFAS_DI_Prep
STW-LOC17A-062719	06/27/2019	320-52169-1	PFECA-G	41	UG/L	PQL		41	UJ	Cl. Spec. Table 3 Compound SOP		PFAS_DI_Prep
STW-LOC17A-062719	06/27/2019	320-52169-1	R-EVE	70	UG/L	PQL		70	UJ	Cl. Spec. Table 3 Compound SOP		PFAS_DI_Prep
STW-LOC17A-062719	06/27/2019	320-52169-1	R-EVE	70	UG/L	PQL		70	UJ	Cl. Spec. Table 3 Compound SOP		PFAS_DI_Prep
STW-LOC17A-062719	06/27/2019	320-52169-1	Byproduct 4	160	UG/L	PQL		160	UJ	Cl. Spec. Table 3 Compound SOP		PFAS_DI_Prep
STW-LOC17A-062719	06/27/2019	320-52169-1	Byproduct 4	160	UG/L	PQL		160	UJ	Cl. Spec. Table 3 Compound SOP		PFAS_DI_Prep

Validation Reason

The analysis hold time for this sample was exceeded. The reporting limit may be biased low.

Field Sample ID	Date Sampled	Lab Sample ID	Analyte	Result	Units	Type	MDL	PQL	Validation Qualifier	Analytical Method	Pre-prep	Prep
STW-LOC17A-062719	06/27/2019	320-52169-1	Byproduct 5	58	UG/L	PQL		58	UJ	Cl. Spec. Table 3 Compound SOP		PFAS_DI_Prep
STW-LOC17A-062719	06/27/2019	320-52169-1	Byproduct 5	58	UG/L	PQL		58	UJ	Cl. Spec. Table 3 Compound SOP		PFAS_DI_Prep
STW-LOC17A-062719	06/27/2019	320-52169-1	Byproduct 6	15	UG/L	PQL		15	UJ	Cl. Spec. Table 3 Compound SOP		PFAS_DI_Prep
STW-LOC17A-062719	06/27/2019	320-52169-1	Byproduct 6	15	UG/L	PQL		15	UJ	Cl. Spec. Table 3 Compound SOP		PFAS_DI_Prep
STW-LOC17B-062719	06/27/2019	320-52276-1	NVHOS	21	UG/L	PQL		21	UJ	Cl. Spec. Table 3 Compound SOP		PFAS_DI_Prep
STW-LOC17B-062719	06/27/2019	320-52276-1	NVHOS	21	UG/L	PQL		21	UJ	Cl. Spec. Table 3 Compound SOP		PFAS_DI_Prep
STW-LOC17B-062719	06/27/2019	320-52276-1	PES	18	UG/L	PQL		18	UJ	Cl. Spec. Table 3 Compound SOP		PFAS_DI_Prep
STW-LOC17B-062719	06/27/2019	320-52276-1	PES	18	UG/L	PQL		18	UJ	Cl. Spec. Table 3 Compound SOP		PFAS_DI_Prep
STW-LOC17B-062719	06/27/2019	320-52276-1	PMPA	230	UG/L	PQL		230	UJ	Cl. Spec. Table 3 Compound SOP		PFAS_DI_Prep
STW-LOC17B-062719	06/27/2019	320-52276-1	PMPA	230	UG/L	PQL		230	UJ	Cl. Spec. Table 3 Compound SOP		PFAS_DI_Prep
STW-LOC17B-062719	06/27/2019	320-52276-1	PFECA B	24	UG/L	PQL		24	UJ	Cl. Spec. Table 3 Compound SOP		PFAS_DI_Prep
STW-LOC17B-062719	06/27/2019	320-52276-1	PFECA B	24	UG/L	PQL		24	UJ	Cl. Spec. Table 3 Compound SOP		PFAS_DI_Prep
STW-LOC17B-062719	06/27/2019	320-52276-1	2-(N-ethyl perfluoro-1-octanesulfonamido)-ethanol	24	ug/L	PQL		24	UJ	Cl. Spec. Table 3 Compound SOP		PFAS_DI_Prep
STW-LOC17B-062719	06/27/2019	320-52276-1	2-(N-ethyl perfluoro-1-octanesulfonamido)-ethanol	24	ug/L	PQL		24	UJ	Cl. Spec. Table 3 Compound SOP		PFAS_DI_Prep
STW-LOC17B-062719	06/27/2019	320-52276-1	2-(N-methyl perfluoro-1-octanesulfonamido)-ethanol	44	ug/L	PQL		44	UJ	Cl. Spec. Table 3 Compound SOP		PFAS_DI_Prep
STW-LOC17B-062719	06/27/2019	320-52276-1	2-(N-methyl perfluoro-1-	44	ug/L	PQL		44	UJ	Cl. Spec. Table 3 Compound		PFAS_DI_Prep

Validation Reason

The analysis hold time for this sample was exceeded. The reporting limit may be biased low.

Field Sample ID	Date Sampled	Lab Sample ID	Analyte	Result	Units	Type	MDL	PQL	Validation Qualifier	Analytical Method	Pre-prep	Prep
STW-LOC17A-062719	06/27/2019	320-52169-1	octanesulfonamido)-ethanol PFO2HxA	81	ug/L	PQL		81	UJ	SOP Cl. Spec. Table 3 Compound SOP		PFAS_DI_Prep
STW-LOC17A-062719	06/27/2019	320-52169-1	PFO2HxA	81	ug/L	PQL		81	UJ	Cl. Spec. Table 3 Compound SOP		PFAS_DI_Prep
STW-LOC17A-062719	06/27/2019	320-52169-1	PFO3OA	58	ug/L	PQL		58	UJ	Cl. Spec. Table 3 Compound SOP		PFAS_DI_Prep
STW-LOC17A-062719	06/27/2019	320-52169-1	PFO3OA	58	ug/L	PQL		58	UJ	Cl. Spec. Table 3 Compound SOP		PFAS_DI_Prep
STW-LOC17A-062719	06/27/2019	320-52169-1	PFO4DA	79	ug/L	PQL		79	UJ	Cl. Spec. Table 3 Compound SOP		PFAS_DI_Prep
STW-LOC17A-062719	06/27/2019	320-52169-1	PFO4DA	79	ug/L	PQL		79	UJ	Cl. Spec. Table 3 Compound SOP		PFAS_DI_Prep
STW-LOC17A-062719	06/27/2019	320-52169-1	PFO5DA	34	ug/L	PQL		34	UJ	Cl. Spec. Table 3 Compound SOP		PFAS_DI_Prep
STW-LOC17A-062719	06/27/2019	320-52169-1	PFO5DA	34	ug/L	PQL		34	UJ	Cl. Spec. Table 3 Compound SOP		PFAS_DI_Prep
STW-LOC17B-062719	06/27/2019	320-52276-1	PFESA-BP1	11	UG/L	PQL		11	UJ	Cl. Spec. Table 3 Compound SOP		PFAS_DI_Prep
STW-LOC17B-062719	06/27/2019	320-52276-1	PFESA-BP1	11	UG/L	PQL		11	UJ	Cl. Spec. Table 3 Compound SOP		PFAS_DI_Prep
STW-LOC17B-062719	06/27/2019	320-52276-1	N-methyl perfluoro-1-octanesulfonamide	14	ug/L	PQL		14	UJ	Cl. Spec. Table 3 Compound SOP		PFAS_DI_Prep
STW-LOC17B-062719	06/27/2019	320-52276-1	N-methyl perfluoro-1-octanesulfonamide	14	ug/L	PQL		14	UJ	Cl. Spec. Table 3 Compound SOP		PFAS_DI_Prep
STW-LOC17B-062719	06/27/2019	320-52276-1	PFO2HxA	32	ug/L	PQL		32	UJ	Cl. Spec. Table 3 Compound SOP		PFAS_DI_Prep
STW-LOC17B-062719	06/27/2019	320-52276-1	PFO2HxA	32	ug/L	PQL		32	UJ	Cl. Spec. Table 3 Compound SOP		PFAS_DI_Prep
STW-LOC17B-062719	06/27/2019	320-52276-1	PFO3OA	23	ug/L	PQL		23	UJ	Cl. Spec. Table 3 Compound SOP		PFAS_DI_Prep
STW-LOC17B-062719	06/27/2019	320-52276-1	PFO3OA	23	ug/L	PQL		23	UJ	Cl. Spec. Table 3 Compound SOP		PFAS_DI_Prep

Validation Reason

The analysis hold time for this sample was exceeded. The reporting limit may be biased low.

Field Sample ID	Date Sampled	Lab Sample ID	Analyte	Result	Units	Type	MDL	PQL	Validation Qualifier	Analytical Method	Pre-prep	Prep
STW-LOC17B-062719	06/27/2019	320-52276-1	PFO4DA	31	ug/L	PQL		31	UJ	Cl. Spec. Table 3 Compound SOP		PFAS_DI_Prep
STW-LOC17B-062719	06/27/2019	320-52276-1	PFO4DA	31	ug/L	PQL		31	UJ	Cl. Spec. Table 3 Compound SOP		PFAS_DI_Prep
STW-LOC17B-062719	06/27/2019	320-52276-1	PFO5DA	13	ug/L	PQL		13	UJ	Cl. Spec. Table 3 Compound SOP		PFAS_DI_Prep
STW-LOC17B-062719	06/27/2019	320-52276-1	PFO5DA	13	ug/L	PQL		13	UJ	Cl. Spec. Table 3 Compound SOP		PFAS_DI_Prep
STW-LOC17B-062719	06/27/2019	320-52276-1	N-ethylperfluoro-1-octanesulfonamide	15	UG/L	PQL		15	UJ	Cl. Spec. Table 3 Compound SOP		PFAS_DI_Prep
STW-LOC17B-062719	06/27/2019	320-52276-1	N-ethylperfluoro-1-octanesulfonamide	15	UG/L	PQL		15	UJ	Cl. Spec. Table 3 Compound SOP		PFAS_DI_Prep
STW-LOC17B-062719	06/27/2019	320-52276-1	PFMOAA	85	ug/L	PQL		85	UJ	Cl. Spec. Table 3 Compound SOP		PFAS_DI_Prep
STW-LOC17B-062719	06/27/2019	320-52276-1	PFMOAA	85	ug/L	PQL		85	UJ	Cl. Spec. Table 3 Compound SOP		PFAS_DI_Prep
STW-LOC17B-062719	06/27/2019	320-52276-1	EVE Acid	9.7	UG/L	PQL		9.7	UJ	Cl. Spec. Table 3 Compound SOP		PFAS_DI_Prep
STW-LOC17B-062719	06/27/2019	320-52276-1	EVE Acid	9.7	UG/L	PQL		9.7	UJ	Cl. Spec. Table 3 Compound SOP		PFAS_DI_Prep
STW-LOC17B-062719	06/27/2019	320-52276-1	PFESA-BP2	12	ug/L	PQL		12	UJ	Cl. Spec. Table 3 Compound SOP		PFAS_DI_Prep
STW-LOC17B-062719	06/27/2019	320-52276-1	PFESA-BP2	12	ug/L	PQL		12	UJ	Cl. Spec. Table 3 Compound SOP		PFAS_DI_Prep
STW-LOC17B-062719	06/27/2019	320-52276-1	Hydro-EVE Acid	11	UG/L	PQL		11	UJ	Cl. Spec. Table 3 Compound SOP		PFAS_DI_Prep
STW-LOC17B-062719	06/27/2019	320-52276-1	Hydro-EVE Acid	11	UG/L	PQL		11	UJ	Cl. Spec. Table 3 Compound SOP		PFAS_DI_Prep
STW-LOC17B-062719	06/27/2019	320-52276-1	PFECA-G	16	UG/L	PQL		16	UJ	Cl. Spec. Table 3 Compound SOP		PFAS_DI_Prep
STW-LOC17B-062719	06/27/2019	320-52276-1	PFECA-G	16	UG/L	PQL		16	UJ	Cl. Spec. Table 3 Compound SOP		PFAS_DI_Prep
STW-LOC17B-062719	06/27/2019	320-52276-1	R-EVE	28	UG/L	PQL		28	UJ	Cl. Spec. Table 3 Compound SOP		PFAS_DI_Prep

Validation Reason

The analysis hold time for this sample was exceeded. The reporting limit may be biased low.

Field Sample ID	Date Sampled	Lab Sample ID	Analyte	Result	Units	Type	MDL	PQL	Validation Qualifier	Analytical Method	Pre-prep	Prep
STW-LOC17B-062719	06/27/2019	320-52276-1	R-EVE	28	UG/L	PQL		28	UJ	Cl. Spec. Table 3 Compound SOP		PFAS_DI_Prep
STW-LOC17B-062719	06/27/2019	320-52276-1	Byproduct 4	63	UG/L	PQL		63	UJ	Cl. Spec. Table 3 Compound SOP		PFAS_DI_Prep
STW-LOC17B-062719	06/27/2019	320-52276-1	Byproduct 4	63	UG/L	PQL		63	UJ	Cl. Spec. Table 3 Compound SOP		PFAS_DI_Prep
STW-LOC17B-062719	06/27/2019	320-52276-1	Byproduct 5	23	UG/L	PQL		23	UJ	Cl. Spec. Table 3 Compound SOP		PFAS_DI_Prep
STW-LOC17B-062719	06/27/2019	320-52276-1	Byproduct 5	23	UG/L	PQL		23	UJ	Cl. Spec. Table 3 Compound SOP		PFAS_DI_Prep
STW-LOC17B-062719	06/27/2019	320-52276-1	Byproduct 6	6.2	UG/L	PQL		6.2	UJ	Cl. Spec. Table 3 Compound SOP		PFAS_DI_Prep
STW-LOC17B-062719	06/27/2019	320-52276-1	Byproduct 6	6.2	UG/L	PQL		6.2	UJ	Cl. Spec. Table 3 Compound SOP		PFAS_DI_Prep

Validation Reason Associated LCS and/or LCSD analysis had relative percent recovery (RPR) values less than the lower control limit but above 10%. The actual detection limits may be higher than reported.

Field Sample ID	Date Sampled	Lab Sample ID	Analyte	Result	Units	Type	MDL	PQL	Validation Qualifier	Analytical Method	Pre-prep	Prep
STW-LOC-6A-062719	06/27/2019	320-51907-1	PFO5DA	0.034	ug/L	PQL		0.034	UJ	Cl. Spec. Table 3 Compound SOP		PFAS_DI_Prep
STW-LOC-6A-062719	06/27/2019	320-51907-1	PFO5DA	0.034	ug/L	PQL		0.034	UJ	Cl. Spec. Table 3 Compound SOP		PFAS_DI_Prep
STW-LOC-6B-062719	06/27/2019	320-51907-2	PFO5DA	0.034	ug/L	PQL		0.034	UJ	Cl. Spec. Table 3 Compound SOP		PFAS_DI_Prep
STW-LOC-6B-062719	06/27/2019	320-51907-2	PFO5DA	0.034	ug/L	PQL		0.034	UJ	Cl. Spec. Table 3 Compound SOP		PFAS_DI_Prep
STW-LOC-18-062719	06/27/2019	320-51907-4	PFO5DA	0.034	ug/L	PQL		0.034	UJ	Cl. Spec. Table 3 Compound SOP		PFAS_DI_Prep
STW-LOC-18-062719	06/27/2019	320-51907-4	PFO5DA	0.034	ug/L	PQL		0.034	UJ	Cl. Spec. Table 3 Compound SOP		PFAS_DI_Prep
STW-LOC-19A-062719	06/27/2019	320-51907-5	PFO5DA	0.034	ug/L	PQL		0.034	UJ	Cl. Spec. Table 3 Compound SOP		PFAS_DI_Prep
STW-LOC-19A-062719	06/27/2019	320-51907-5	PFO5DA	0.034	ug/L	PQL		0.034	UJ	Cl. Spec. Table 3 Compound SOP		PFAS_DI_Prep
STW-LOC-19B-062719	06/27/2019	320-51907-6	PFO5DA	0.034	ug/L	PQL		0.034	UJ	Cl. Spec. Table 3 Compound SOP		PFAS_DI_Prep
STW-LOC-19B-062719	06/27/2019	320-51907-6	PFO5DA	0.034	ug/L	PQL		0.034	UJ	Cl. Spec. Table 3 Compound SOP		PFAS_DI_Prep
STW-LOC-21A-062719	06/27/2019	320-51907-7	PFO5DA	0.034	ug/L	PQL		0.034	UJ	Cl. Spec. Table 3 Compound SOP		PFAS_DI_Prep
STW-LOC-21A-062719	06/27/2019	320-51907-7	PFO5DA	0.034	ug/L	PQL		0.034	UJ	Cl. Spec. Table 3 Compound SOP		PFAS_DI_Prep
STW-LOC-22-062719	06/27/2019	320-51907-8	PFO5DA	0.034	ug/L	PQL		0.034	UJ	Cl. Spec. Table 3 Compound SOP		PFAS_DI_Prep
STW-LOC-22-062719	06/27/2019	320-51907-8	PFO5DA	0.034	ug/L	PQL		0.034	UJ	Cl. Spec. Table 3 Compound SOP		PFAS_DI_Prep
STW-LOC-23A-062719	06/27/2019	320-51907-9	PFO5DA	0.034	ug/L	PQL		0.034	UJ	Cl. Spec. Table 3 Compound SOP		PFAS_DI_Prep
STW-LOC-23A-062719	06/27/2019	320-51907-9	PFO5DA	0.034	ug/L	PQL		0.034	UJ	Cl. Spec. Table 3 Compound SOP		PFAS_DI_Prep

Validation Reason Associated LCS and/or LCSD analysis had relative percent recovery (RPR) values less than the lower control limit but above 10%. The actual detection limits may be higher than reported.

Field Sample ID	Date Sampled	Lab Sample ID	Analyte	Result	Units	Type	MDL	PQL	Validation Qualifier	Analytical Method	Pre-prep	Prep
STW-LOC-24A-062719	06/27/2019	320-51907-11	PFO5DA	0.034	ug/L	PQL		0.034	UJ	Cl. Spec. Table 3 Compound SOP		PFAS_DI_Prep
STW-LOC-24A-062719	06/27/2019	320-51907-11	PFO5DA	0.034	ug/L	PQL		0.034	UJ	Cl. Spec. Table 3 Compound SOP		PFAS_DI_Prep
STW-LOC-24A-062719-D	06/27/2019	320-51907-12	PFO5DA	0.034	ug/L	PQL		0.034	UJ	Cl. Spec. Table 3 Compound SOP		PFAS_DI_Prep
STW-LOC-24A-062719-D	06/27/2019	320-51907-12	PFO5DA	0.034	ug/L	PQL		0.034	UJ	Cl. Spec. Table 3 Compound SOP		PFAS_DI_Prep

Validation Reason Associated MS and/or MSD analysis had relative percent recovery (RPR) values less than the lower control limit. The actual detection limits may be higher than reported.

Field Sample ID	Date Sampled	Lab Sample ID	Analyte	Result	Units	Type	MDL	PQL	Validation Qualifier	Analytical Method	Pre-prep	Prep
STW-LOC-6A-062719	06/27/2019	320-51907-1	PFMOAA	0.0050	ug/L	PQL		0.0050	UJ	Cl. Spec. Table 3 Compound SOP		PFAS_DI_Prep
STW-LOC-6B-062719	06/27/2019	320-51907-2	PFMOAA	0.0050	ug/L	PQL		0.0050	UJ	Cl. Spec. Table 3 Compound SOP		PFAS_DI_Prep
STW-LOC18-082119-1	08/21/2019	320-53640-5	NVHOS	0.0020	UG/L	PQL		0.0020	UJ	Cl. Spec. Table 3 Compound SOP		PFAS_DI_Prep
STW-LOC18-082119-1	08/21/2019	320-53640-5	NVHOS	0.0020	UG/L	PQL		0.0020	UJ	Cl. Spec. Table 3 Compound SOP		PFAS_DI_Prep
STW-LOC18-082119-1	08/21/2019	320-53640-5	PMPA	0.010	UG/L	PQL		0.010	UJ	Cl. Spec. Table 3 Compound SOP		PFAS_DI_Prep
STW-LOC18-082119-1	08/21/2019	320-53640-5	PMPA	0.010	UG/L	PQL		0.010	UJ	Cl. Spec. Table 3 Compound SOP		PFAS_DI_Prep
STW-LOC-18-062719	06/27/2019	320-51907-4	PFO5DA	0.0020	ug/L	PQL		0.0020	UJ	Cl. Spec. Table 3 Compound SOP		PFAS_DI_Prep
STW-LOC-18-062719	06/27/2019	320-51907-4	PFMOAA	0.0050	ug/L	PQL		0.0050	UJ	Cl. Spec. Table 3 Compound SOP		PFAS_DI_Prep
STW-LOC-19A-062719	06/27/2019	320-51907-5	PFO3OA	0.0020	ug/L	PQL		0.0020	UJ	Cl. Spec. Table 3 Compound SOP		PFAS_DI_Prep
STW-LOC-19A-062719	06/27/2019	320-51907-5	PFO4DA	0.0020	ug/L	PQL		0.0020	UJ	Cl. Spec. Table 3 Compound SOP		PFAS_DI_Prep
STW-LOC-19A-062719	06/27/2019	320-51907-5	PFO5DA	0.0020	ug/L	PQL		0.0020	UJ	Cl. Spec. Table 3 Compound SOP		PFAS_DI_Prep
STW-LOC-19A-062719	06/27/2019	320-51907-5	PFECA-G	0.0020	UG/L	PQL		0.0020	UJ	Cl. Spec. Table 3 Compound SOP		PFAS_DI_Prep
STW-LOC-19A-062719	06/27/2019	320-51907-5	R-EVE	0.0020	UG/L	PQL		0.0020	UJ	Cl. Spec. Table 3 Compound SOP		PFAS_DI_Prep
STW-LOC-19A-062719	06/27/2019	320-51907-5	Byproduct 4	0.0020	UG/L	PQL		0.0020	UJ	Cl. Spec. Table 3 Compound SOP		PFAS_DI_Prep
STW-LOC-19A-062719	06/27/2019	320-51907-5	Byproduct 5	0.0020	UG/L	PQL		0.0020	UJ	Cl. Spec. Table 3 Compound SOP		PFAS_DI_Prep
STW-LOC-18-062719	06/27/2019	320-51907-4	NVHOS	0.0020	UG/L	PQL		0.0020	UJ	Cl. Spec. Table 3 Compound SOP		PFAS_DI_Prep

Validation Reason

Associated MS and/or MSD analysis had relative percent recovery (RPR) values less than the lower control limit. The actual detection limits may be higher than reported.

Field Sample ID	Date Sampled	Lab Sample ID	Analyte	Result	Units	Type	MDL	PQL	Validation Qualifier	Analytical Method	Pre-prep	Prep
STW-LOC-18-062719	06/27/2019	320-51907-4	PMPA	0.010	UG/L	PQL		0.010	UJ	Cl. Spec. Table 3 Compound SOP		PFAS_DI_Prep
STW-LOC-19B-062719	06/27/2019	320-51907-6	PFECA-G	0.0020	UG/L	PQL		0.0020	UJ	Cl. Spec. Table 3 Compound SOP		PFAS_DI_Prep
STW-LOC-19B-062719	06/27/2019	320-51907-6	R-EVE	0.0020	UG/L	PQL		0.0020	UJ	Cl. Spec. Table 3 Compound SOP		PFAS_DI_Prep
STW-LOC-19B-062719	06/27/2019	320-51907-6	Byproduct 4	0.0020	UG/L	PQL		0.0020	UJ	Cl. Spec. Table 3 Compound SOP		PFAS_DI_Prep
STW-LOC-19B-062719	06/27/2019	320-51907-6	Byproduct 5	0.0020	UG/L	PQL		0.0020	UJ	Cl. Spec. Table 3 Compound SOP		PFAS_DI_Prep
STW-LOC-24A-062719	06/27/2019	320-51907-11	PFO5DA	0.0020	ug/L	PQL		0.0020	UJ	Cl. Spec. Table 3 Compound SOP		PFAS_DI_Prep
STW-LOC-24A-062719	06/27/2019	320-51907-11	PFMOAA	0.0050	ug/L	PQL		0.0050	UJ	Cl. Spec. Table 3 Compound SOP		PFAS_DI_Prep
STW-LOC-24A-062719-D	06/27/2019	320-51907-12	PFO5DA	0.0020	ug/L	PQL		0.0020	UJ	Cl. Spec. Table 3 Compound SOP		PFAS_DI_Prep
STW-LOC22-082119	08/21/2019	320-53582-7	PFECA-G	0.0020	UG/L	PQL		0.0020	UJ	Cl. Spec. Table 3 Compound SOP		PFAS_DI_Prep
STW-LOC22-082119	08/21/2019	320-53582-7	PFECA-G	0.0020	UG/L	PQL		0.0020	UJ	Cl. Spec. Table 3 Compound SOP		PFAS_DI_Prep
STW-LOC19A-082119	08/21/2019	320-53582-4	PFECA-G	0.0020	UG/L	PQL		0.0020	UJ	Cl. Spec. Table 3 Compound SOP		PFAS_DI_Prep
STW-LOC19A-082119	08/21/2019	320-53582-4	PFECA-G	0.0020	UG/L	PQL		0.0020	UJ	Cl. Spec. Table 3 Compound SOP		PFAS_DI_Prep
STW-LOC19A-082119	08/21/2019	320-53582-4	Byproduct 4	0.0020	UG/L	PQL		0.0020	UJ	Cl. Spec. Table 3 Compound SOP		PFAS_DI_Prep
STW-LOC19A-082119	08/21/2019	320-53582-4	Byproduct 4	0.0020	UG/L	PQL		0.0020	UJ	Cl. Spec. Table 3 Compound SOP		PFAS_DI_Prep
STW-LOC19B-082119	08/21/2019	320-53582-5	PFECA-G	0.0020	UG/L	PQL		0.0020	UJ	Cl. Spec. Table 3 Compound SOP		PFAS_DI_Prep
STW-LOC19B-082119	08/21/2019	320-53582-5	PFECA-G	0.0020	UG/L	PQL		0.0020	UJ	Cl. Spec. Table 3 Compound SOP		PFAS_DI_Prep

Validation Reason

The preparation hold time for this sample was exceeded. The reporting limit may be biased low.

Field Sample ID	Date Sampled	Lab Sample ID	Analyte	Result	Units	Type	MDL	PQL	Validation Qualifier	Analytical Method	Pre-prep	Prep
STW-LOC17A-062719	06/27/2019	320-52169-1	10:2 Fluorotelomer sulfonate	2400	ug/L	PQL		2400	UJ	537 Modified		3535_PFC
STW-LOC17A-062719	06/27/2019	320-52169-1	Perfluorooctadecanoic acid	5800	ug/L	PQL		5800	UJ	537 Modified		3535_PFC
STW-LOC17A-062719	06/27/2019	320-52169-1	PFOS	6800	UG/L	PQL		6800	UJ	537 Modified		3535_PFC
STW-LOC17A-062719	06/27/2019	320-52169-1	Perfluoroundecanoic Acid	14000	UG/L	PQL		14000	UJ	537 Modified		3535_PFC
STW-LOC17A-062719	06/27/2019	320-52169-1	N-methyl perfluorooctane sulfonamidoacetic acid	39000	UG/L	PQL		39000	UJ	537 Modified		3535_PFC
STW-LOC17A-062719	06/27/2019	320-52169-1	Perfluoropentanoic Acid	6100	UG/L	PQL		6100	UJ	537 Modified		3535_PFC
STW-LOC17A-062719	06/27/2019	320-52169-1	Perfluoropentane sulfonic acid (PFPeS)	3800	ug/L	PQL		3800	UJ	537 Modified		3535_PFC
STW-LOC17A-062719	06/27/2019	320-52169-1	6:2 Fluorotelomer sulfonate	25000	ug/L	PQL		25000	UJ	537 Modified		3535_PFC
STW-LOC17A-062719	06/27/2019	320-52169-1	N-ethyl perfluorooctane sulfonamidoacetic acid	24000	UG/L	PQL		24000	UJ	537 Modified		3535_PFC
STW-LOC17A-062719	06/27/2019	320-52169-1	Perfluorohexanoic Acid	7300	UG/L	PQL		7300	UJ	537 Modified		3535_PFC
STW-LOC17A-062719	06/27/2019	320-52169-1	Perfluorododecanoic Acid	6900	UG/L	PQL		6900	UJ	537 Modified		3535_PFC
STW-LOC17A-062719	06/27/2019	320-52169-1	PFOA	11000	UG/L	PQL		11000	UJ	537 Modified		3535_PFC
STW-LOC17A-062719	06/27/2019	320-52169-1	Perfluorodecanoic Acid	3900	UG/L	PQL		3900	UJ	537 Modified		3535_PFC
STW-LOC17A-062719	06/27/2019	320-52169-1	Perfluorodecane Sulfonic Acid	4000	UG/L	PQL		4000	UJ	537 Modified		3535_PFC
STW-LOC17A-062719	06/27/2019	320-52169-1	Perfluorohexadecanoic acid (PFHxDA)	11000	ug/L	PQL		11000	UJ	537 Modified		3535_PFC
STW-LOC17A-062719	06/27/2019	320-52169-1	Perfluorononanesulfonic acid	2000	ug/L	PQL		2000	UJ	537 Modified		3535_PFC
STW-LOC17A-062719	06/27/2019	320-52169-1	Perfluorotridecanoic Acid	16000	UG/L	PQL		16000	UJ	537 Modified		3535_PFC
STW-LOC17A-062719	06/27/2019	320-52169-1	Perfluorooctane Sulfonamide	4400	UG/L	PQL		4400	UJ	537 Modified		3535_PFC
STW-LOC17A-062719	06/27/2019	320-52169-1	9CI-PF3ONS	3000	ug/L	PQL		3000	UJ	537 Modified		3535_PFC
STW-LOC17A-062719	06/27/2019	320-52169-1	1H,1H,2H,2H-perfluorohexanesulfonate (4:2 FTS)	65000	ug/L	PQL		65000	UJ	537 Modified		3535_PFC
STW-LOC17A-062719	06/27/2019	320-52169-1	11CI-PF3OUdS	4000	ug/L	PQL		4000	UJ	537 Modified		3535_PFC

Validation Reason

The preparation hold time for this sample was exceeded. The reporting limit may be biased low.

Field Sample ID	Date Sampled	Lab Sample ID	Analyte	Result	Units	Type	MDL	PQL	Validation Qualifier	Analytical Method	Pre-prep	Prep
STW-LOC17A-062719	06/27/2019	320-52169-1	Perfluorododecane sulfonic acid (PFDoS)	5600	ug/L	PQL		5600	UJ	537 Modified		3535_PFC
STW-LOC17A-062719	06/27/2019	320-52169-1	ADONA	2400	UG/L	PQL		2400	UJ	537 Modified		3535_PFC
STW-LOC17A-062719	06/27/2019	320-52169-1	NaDONA	2400	ug/L	PQL		2400	UJ	537 Modified		3535_PFC
STW-LOC17B-062719	06/27/2019	320-52276-1	10:2 Fluorotelomer sulfonate	1.9	ug/L	PQL		1.9	UJ	537 Modified		3535_PFC
STW-LOC17B-062719	06/27/2019	320-52276-1	Perfluorooctadecanoic acid	4.6	ug/L	PQL		4.6	UJ	537 Modified		3535_PFC
STW-LOC17B-062719	06/27/2019	320-52276-1	PFOS	5.4	UG/L	PQL		5.4	UJ	537 Modified		3535_PFC
STW-LOC17B-062719	06/27/2019	320-52276-1	Perfluoroundecanoic Acid	11	UG/L	PQL		11	UJ	537 Modified		3535_PFC
STW-LOC17B-062719	06/27/2019	320-52276-1	N-methyl perfluorooctane sulfonamidoacetic acid	31	UG/L	PQL		31	UJ	537 Modified		3535_PFC
STW-LOC17A-062719	06/27/2019	320-52169-1	Perfluorobutanoic Acid	4400	UG/L	PQL		4400	UJ	537 Modified		3535_PFC
STW-LOC17A-062719	06/27/2019	320-52169-1	Perfluorobutane Sulfonic Acid	2500	UG/L	PQL		2500	UJ	537 Modified		3535_PFC
STW-LOC17A-062719	06/27/2019	320-52169-1	Perfluoroheptanoic Acid	3100	UG/L	PQL		3100	UJ	537 Modified		3535_PFC
STW-LOC17A-062719	06/27/2019	320-52169-1	Perfluoroheptane sulfonic acid (PFHpS)	2400	ug/L	PQL		2400	UJ	537 Modified		3535_PFC
STW-LOC17A-062719	06/27/2019	320-52169-1	Perfluorononanoic Acid	3400	UG/L	PQL		3400	UJ	537 Modified		3535_PFC
STW-LOC17A-062719	06/27/2019	320-52169-1	Perfluorotetradecanoic Acid	3600	UG/L	PQL		3600	UJ	537 Modified		3535_PFC
STW-LOC17A-062719	06/27/2019	320-52169-1	1H,1H,2H,2H- perfluorodecanesulfon ate (8:2 FTS)	25000	ug/L	PQL		25000	UJ	537 Modified		3535_PFC
STW-LOC17B-062719	06/27/2019	320-52276-1	Perfluoropentane sulfonic acid (PFPeS)	3.0	ug/L	PQL		3.0	UJ	537 Modified		3535_PFC
STW-LOC17B-062719	06/27/2019	320-52276-1	6:2 Fluorotelomer sulfonate	20	ug/L	PQL		20	UJ	537 Modified		3535_PFC
STW-LOC17B-062719	06/27/2019	320-52276-1	N-ethyl perfluorooctane sulfonamidoacetic acid	19	UG/L	PQL		19	UJ	537 Modified		3535_PFC
STW-LOC17B-062719	06/27/2019	320-52276-1	Perfluorododecanoic Acid	5.5	UG/L	PQL		5.5	UJ	537 Modified		3535_PFC
STW-LOC17B-062719	06/27/2019	320-52276-1	Perfluorodecane Sulfonic Acid	3.2	UG/L	PQL		3.2	UJ	537 Modified		3535_PFC
STW-LOC17B-062719	06/27/2019	320-52276-1	Perfluorohexane Sulfonic Acid	1.7	UG/L	PQL		1.7	UJ	537 Modified		3535_PFC

Validation Reason

The preparation hold time for this sample was exceeded. The reporting limit may be biased low.

Field Sample ID	Date	Sampled Lab Sample ID	Analyte	Result	Units	Type	MDL	PQL	Validation Qualifier	Analytical Method	Pre-prep	Prep
STW-LOC17B-062719	06/27/2019	320-52276-1	Perfluorobutanoic Acid	3.5	UG/L	PQL		3.5	UJ	537 Modified		3535_PFC
STW-LOC17B-062719	06/27/2019	320-52276-1	Perfluorobutane Sulfonic Acid	2.0	UG/L	PQL		2.0	UJ	537 Modified		3535_PFC
STW-LOC17B-062719	06/27/2019	320-52276-1	Perfluorotetradecanoic Acid	2.9	UG/L	PQL		2.9	UJ	537 Modified		3535_PFC
STW-LOC17B-062719	06/27/2019	320-52276-1	1H,1H,2H,2H-perfluorodecanesulfonate (8:2 FTS)	20	ug/L	PQL		20	UJ	537 Modified		3535_PFC
STW-LOC17B-062719	06/27/2019	320-52276-1	Perfluorohexadecanoic acid (PFHxDA)	8.9	ug/L	PQL		8.9	UJ	537 Modified		3535_PFC
STW-LOC17B-062719	06/27/2019	320-52276-1	Perfluorononanesulfonic acid	1.6	ug/L	PQL		1.6	UJ	537 Modified		3535_PFC
STW-LOC17B-062719	06/27/2019	320-52276-1	Perfluorotridecanoic Acid	13	UG/L	PQL		13	UJ	537 Modified		3535_PFC
STW-LOC17B-062719	06/27/2019	320-52276-1	Perfluorooctane Sulfonamide	3.5	UG/L	PQL		3.5	UJ	537 Modified		3535_PFC
STW-LOC17B-062719	06/27/2019	320-52276-1	9CI-PF3ONS	2.4	ug/L	PQL		2.4	UJ	537 Modified		3535_PFC
STW-LOC17B-062719	06/27/2019	320-52276-1	1H,1H,2H,2H-perfluorohexanesulfonate (4:2 FTS)	52	ug/L	PQL		52	UJ	537 Modified		3535_PFC
STW-LOC17B-062719	06/27/2019	320-52276-1	11CI-PF3OUdS	3.2	ug/L	PQL		3.2	UJ	537 Modified		3535_PFC
STW-LOC17B-062719	06/27/2019	320-52276-1	Perfluorododecane sulfonic acid (PFDoS)	4.5	ug/L	PQL		4.5	UJ	537 Modified		3535_PFC
STW-LOC17B-062719	06/27/2019	320-52276-1	ADONA	1.9	UG/L	PQL		1.9	UJ	537 Modified		3535_PFC
STW-LOC17B-062719	06/27/2019	320-52276-1	NaDONA	1.9	ug/L	PQL		1.9	UJ	537 Modified		3535_PFC
STW-LOC17B-062719	06/27/2019	320-52276-1	Perfluoroheptane sulfonic acid (PFHpS)	1.9	ug/L	PQL		1.9	UJ	537 Modified		3535_PFC

Validation Reason

One or more surrogates had relative percent recovery (RPR) values less than the data rejection level. The reporting limit may be biased low.

Field Sample ID	Date Sampled	Lab Sample ID	Analyte	Result	Units	Type	MDL	PQL	Validation Qualifier	Analytical Method	Pre-prep	Prep
STW-LOC18-082119-1	08/21/2019	320-53640-5	2-(N-methyl perfluoro-1-octanesulfonamido)-ethanol	0.0040	ug/L	PQL		0.0040	UJ	537 Modified		3535_PFC
STW-LOC18-082119-2	08/21/2019	320-53640-6	N-methyl perfluoro-1-octanesulfonamide	0.0020	ug/L	PQL		0.0020	UJ	537 Modified		3535_PFC
STW-LOC-19A-062719	06/27/2019	320-51907-5	Perfluorohexadecanoic acid (PFHxDA)	0.0020	ug/L	PQL		0.0020	UJ	537 Modified		3535_PFC
STW-LOC-19B-062719	06/27/2019	320-51907-6	Perfluorooctadecanoic acid	0.0020	ug/L	PQL		0.0020	UJ	537 Modified		3535_PFC
STW-LOC-19A-062719	06/27/2019	320-51907-5	Perfluorooctadecanoic acid	0.0020	ug/L	PQL		0.0020	UJ	537 Modified		3535_PFC
STW-LOC-19B-062719	06/27/2019	320-51907-6	Perfluorohexadecanoic acid (PFHxDA)	0.0020	ug/L	PQL		0.0020	UJ	537 Modified		3535_PFC
STW-LOC18-082119-4	08/21/2019	320-53640-8	2-(N-methyl perfluoro-1-octanesulfonamido)-ethanol	0.0040	ug/L	PQL		0.0040	UJ	537 Modified		3535_PFC

Validation Reason

The analysis hold time for this sample was exceeded by a factor of 2. The reporting limit may be biased low.

Field Sample ID	Date Sampled	Lab Sample ID	Analyte	Result	Units	Type	MDL	PQL	Validation Qualifier	Analytical Method	Pre-prep	Prep
STW-LOC-6B-062719	06/27/2019	320-51907-2	PFECA B	0.0020	UG/L	PQL		0.0020	UJ	Cl. Spec. Table 3 Compound SOP		PFAS_DI_Prep
STW-LOC-6B-062719	06/27/2019	320-51907-2	PFECA B	0.0020	UG/L	PQL		0.0020	UJ	Cl. Spec. Table 3 Compound SOP		PFAS_DI_Prep
STW-LOC-6B-062719	06/27/2019	320-51907-2	PEPA	0.020	UG/L	PQL		0.020	UJ	Cl. Spec. Table 3 Compound SOP		PFAS_DI_Prep
STW-LOC-6B-062719	06/27/2019	320-51907-2	PEPA	0.020	UG/L	PQL		0.020	UJ	Cl. Spec. Table 3 Compound SOP		PFAS_DI_Prep
STW-LOC-6B-062719	06/27/2019	320-51907-2	PFESA-BP1	0.0020	UG/L	PQL		0.0020	UJ	Cl. Spec. Table 3 Compound SOP		PFAS_DI_Prep
STW-LOC-6B-062719	06/27/2019	320-51907-2	PFESA-BP1	0.0020	UG/L	PQL		0.0020	UJ	Cl. Spec. Table 3 Compound SOP		PFAS_DI_Prep
STW-LOC-24A-062719-D	06/27/2019	320-51907-12	PEPA	0.020	UG/L	PQL		0.020	UJ	Cl. Spec. Table 3 Compound SOP		PFAS_DI_Prep
STW-LOC-24A-062719-D	06/27/2019	320-51907-12	PEPA	0.020	UG/L	PQL		0.020	UJ	Cl. Spec. Table 3 Compound SOP		PFAS_DI_Prep
STW-LOC-24A-062719-D	06/27/2019	320-51907-12	Byproduct 5	0.0020	UG/L	PQL		0.0020	UJ	Cl. Spec. Table 3 Compound SOP		PFAS_DI_Prep
STW-LOC-24A-062719-D	06/27/2019	320-51907-12	Byproduct 5	0.0020	UG/L	PQL		0.0020	UJ	Cl. Spec. Table 3 Compound SOP		PFAS_DI_Prep
STW-LOC-24A-062719-D	06/27/2019	320-51907-12	Byproduct 6	0.0020	UG/L	PQL		0.0020	UJ	Cl. Spec. Table 3 Compound SOP		PFAS_DI_Prep
STW-LOC-24A-062719-D	06/27/2019	320-51907-12	Byproduct 6	0.0020	UG/L	PQL		0.0020	UJ	Cl. Spec. Table 3 Compound SOP		PFAS_DI_Prep
STW-LOC-6A-062719	06/27/2019	320-51907-1	NVHOS	0.0020	UG/L	PQL		0.0020	UJ	Cl. Spec. Table 3 Compound SOP		PFAS_DI_Prep
STW-LOC-6A-062719	06/27/2019	320-51907-1	NVHOS	0.0020	UG/L	PQL		0.0020	UJ	Cl. Spec. Table 3 Compound SOP		PFAS_DI_Prep
STW-LOC-6A-062719	06/27/2019	320-51907-1	PES	0.0020	UG/L	PQL		0.0020	UJ	Cl. Spec. Table 3 Compound SOP		PFAS_DI_Prep
STW-LOC-6A-062719	06/27/2019	320-51907-1	PES	0.0020	UG/L	PQL		0.0020	UJ	Cl. Spec. Table 3 Compound SOP		PFAS_DI_Prep
STW-LOC-6A-062719	06/27/2019	320-51907-1	PFO3OA	0.0020	ug/L	PQL		0.0020	UJ	Cl. Spec. Table 3 Compound SOP		PFAS_DI_Prep

Validation Reason

The analysis hold time for this sample was exceeded by a factor of 2. The reporting limit may be biased low.

Field Sample ID	Date Sampled	Lab Sample ID	Analyte	Result	Units	Type	MDL	PQL	Validation Qualifier	Analytical Method	Pre-prep	Prep
STW-LOC-6A-062719	06/27/2019	320-51907-1	PFO3OA	0.0020	ug/L	PQL		0.0020	UJ	Cl. Spec. Table 3 Compound SOP		PFAS_DI_Prep
STW-LOC-6A-062719	06/27/2019	320-51907-1	PFO4DA	0.0020	ug/L	PQL		0.0020	UJ	Cl. Spec. Table 3 Compound SOP		PFAS_DI_Prep
STW-LOC-6A-062719	06/27/2019	320-51907-1	PFO4DA	0.0020	ug/L	PQL		0.0020	UJ	Cl. Spec. Table 3 Compound SOP		PFAS_DI_Prep
STW-LOC-6A-062719	06/27/2019	320-51907-1	PFO5DA	0.0020	ug/L	PQL		0.0020	UJ	Cl. Spec. Table 3 Compound SOP		PFAS_DI_Prep
STW-LOC-6A-062719	06/27/2019	320-51907-1	PFO5DA	0.0020	ug/L	PQL		0.0020	UJ	Cl. Spec. Table 3 Compound SOP		PFAS_DI_Prep
STW-LOC-6A-062719	06/27/2019	320-51907-1	PFMOAA	0.0050	ug/L	PQL		0.0050	UJ	Cl. Spec. Table 3 Compound SOP		PFAS_DI_Prep
STW-LOC-6A-062719	06/27/2019	320-51907-1	EVE Acid	0.0020	UG/L	PQL		0.0020	UJ	Cl. Spec. Table 3 Compound SOP		PFAS_DI_Prep
STW-LOC-6A-062719	06/27/2019	320-51907-1	EVE Acid	0.0020	UG/L	PQL		0.0020	UJ	Cl. Spec. Table 3 Compound SOP		PFAS_DI_Prep
STW-LOC-6A-062719	06/27/2019	320-51907-1	PFESA-BP2	0.0020	ug/L	PQL		0.0020	UJ	Cl. Spec. Table 3 Compound SOP		PFAS_DI_Prep
STW-LOC-6A-062719	06/27/2019	320-51907-1	PFESA-BP2	0.0020	ug/L	PQL		0.0020	UJ	Cl. Spec. Table 3 Compound SOP		PFAS_DI_Prep
STW-LOC-6A-062719	06/27/2019	320-51907-1	Hydro-EVE Acid	0.0020	UG/L	PQL		0.0020	UJ	Cl. Spec. Table 3 Compound SOP		PFAS_DI_Prep
STW-LOC-6A-062719	06/27/2019	320-51907-1	Hydro-EVE Acid	0.0020	UG/L	PQL		0.0020	UJ	Cl. Spec. Table 3 Compound SOP		PFAS_DI_Prep
STW-LOC-6A-062719	06/27/2019	320-51907-1	PFECA-G	0.0020	UG/L	PQL		0.0020	UJ	Cl. Spec. Table 3 Compound SOP		PFAS_DI_Prep
STW-LOC-6A-062719	06/27/2019	320-51907-1	PFECA-G	0.0020	UG/L	PQL		0.0020	UJ	Cl. Spec. Table 3 Compound SOP		PFAS_DI_Prep
STW-LOC-6A-062719	06/27/2019	320-51907-1	PFECA B	0.0020	UG/L	PQL		0.0020	UJ	Cl. Spec. Table 3 Compound SOP		PFAS_DI_Prep
STW-LOC-6A-062719	06/27/2019	320-51907-1	PFECA B	0.0020	UG/L	PQL		0.0020	UJ	Cl. Spec. Table 3 Compound SOP		PFAS_DI_Prep
STW-LOC-6A-062719	06/27/2019	320-51907-1	PEPA	0.020	UG/L	PQL		0.020	UJ	Cl. Spec. Table 3 Compound SOP		PFAS_DI_Prep

Validation Reason

The analysis hold time for this sample was exceeded by a factor of 2. The reporting limit may be biased low.

Field Sample ID	Date Sampled	Lab Sample ID	Analyte	Result	Units	Type	MDL	PQL	Validation Qualifier	Analytical Method	Pre-prep	Prep
STW-LOC-6A-062719	06/27/2019	320-51907-1	PEPA	0.020	UG/L	PQL		0.020	UJ	Cl. Spec. Table 3 Compound SOP		PFAS_DI_Prep
STW-LOC-6A-062719	06/27/2019	320-51907-1	PFESA-BP1	0.0020	UG/L	PQL		0.0020	UJ	Cl. Spec. Table 3 Compound SOP		PFAS_DI_Prep
STW-LOC-6A-062719	06/27/2019	320-51907-1	PFESA-BP1	0.0020	UG/L	PQL		0.0020	UJ	Cl. Spec. Table 3 Compound SOP		PFAS_DI_Prep
STW-LOC-6A-062719	06/27/2019	320-51907-1	Byproduct 5	0.0020	UG/L	PQL		0.0020	UJ	Cl. Spec. Table 3 Compound SOP		PFAS_DI_Prep
STW-LOC-6A-062719	06/27/2019	320-51907-1	Byproduct 5	0.0020	UG/L	PQL		0.0020	UJ	Cl. Spec. Table 3 Compound SOP		PFAS_DI_Prep
STW-LOC-6A-062719	06/27/2019	320-51907-1	Byproduct 6	0.0020	UG/L	PQL		0.0020	UJ	Cl. Spec. Table 3 Compound SOP		PFAS_DI_Prep
STW-LOC-6A-062719	06/27/2019	320-51907-1	Byproduct 6	0.0020	UG/L	PQL		0.0020	UJ	Cl. Spec. Table 3 Compound SOP		PFAS_DI_Prep
STW-LOC-6B-062719	06/27/2019	320-51907-2	NVHOS	0.0020	UG/L	PQL		0.0020	UJ	Cl. Spec. Table 3 Compound SOP		PFAS_DI_Prep
STW-LOC-6B-062719	06/27/2019	320-51907-2	NVHOS	0.0020	UG/L	PQL		0.0020	UJ	Cl. Spec. Table 3 Compound SOP		PFAS_DI_Prep
STW-LOC-6B-062719	06/27/2019	320-51907-2	PES	0.0020	UG/L	PQL		0.0020	UJ	Cl. Spec. Table 3 Compound SOP		PFAS_DI_Prep
STW-LOC-6B-062719	06/27/2019	320-51907-2	PES	0.0020	UG/L	PQL		0.0020	UJ	Cl. Spec. Table 3 Compound SOP		PFAS_DI_Prep
STW-LOC-6B-062719	06/27/2019	320-51907-2	PFO3OA	0.0020	ug/L	PQL		0.0020	UJ	Cl. Spec. Table 3 Compound SOP		PFAS_DI_Prep
STW-LOC-6B-062719	06/27/2019	320-51907-2	PFO3OA	0.0020	ug/L	PQL		0.0020	UJ	Cl. Spec. Table 3 Compound SOP		PFAS_DI_Prep
STW-LOC-6B-062719	06/27/2019	320-51907-2	PFO4DA	0.0020	ug/L	PQL		0.0020	UJ	Cl. Spec. Table 3 Compound SOP		PFAS_DI_Prep
STW-LOC-6B-062719	06/27/2019	320-51907-2	PFO4DA	0.0020	ug/L	PQL		0.0020	UJ	Cl. Spec. Table 3 Compound SOP		PFAS_DI_Prep
STW-LOC-6B-062719	06/27/2019	320-51907-2	PFO5DA	0.0020	ug/L	PQL		0.0020	UJ	Cl. Spec. Table 3 Compound SOP		PFAS_DI_Prep
STW-LOC-6B-062719	06/27/2019	320-51907-2	PFO5DA	0.0020	ug/L	PQL		0.0020	UJ	Cl. Spec. Table 3 Compound SOP		PFAS_DI_Prep

Validation Reason

The analysis hold time for this sample was exceeded by a factor of 2. The reporting limit may be biased low.

Field Sample ID	Date Sampled	Lab Sample ID	Analyte	Result	Units	Type	MDL	PQL	Validation Qualifier	Analytical Method	Pre-prep	Prep
STW-LOC-6B-062719	06/27/2019	320-51907-2	PFMOAA	0.0050	ug/L	PQL		0.0050	UJ	Cl. Spec. Table 3 Compound SOP		PFAS_DI_Prep
STW-LOC-6B-062719	06/27/2019	320-51907-2	EVE Acid	0.0020	UG/L	PQL		0.0020	UJ	Cl. Spec. Table 3 Compound SOP		PFAS_DI_Prep
STW-LOC-6B-062719	06/27/2019	320-51907-2	EVE Acid	0.0020	UG/L	PQL		0.0020	UJ	Cl. Spec. Table 3 Compound SOP		PFAS_DI_Prep
STW-LOC-6B-062719	06/27/2019	320-51907-2	PFESA-BP2	0.0020	ug/L	PQL		0.0020	UJ	Cl. Spec. Table 3 Compound SOP		PFAS_DI_Prep
STW-LOC-6B-062719	06/27/2019	320-51907-2	PFESA-BP2	0.0020	ug/L	PQL		0.0020	UJ	Cl. Spec. Table 3 Compound SOP		PFAS_DI_Prep
STW-LOC-6B-062719	06/27/2019	320-51907-2	Hydro-EVE Acid	0.0020	UG/L	PQL		0.0020	UJ	Cl. Spec. Table 3 Compound SOP		PFAS_DI_Prep
STW-LOC-6B-062719	06/27/2019	320-51907-2	Hydro-EVE Acid	0.0020	UG/L	PQL		0.0020	UJ	Cl. Spec. Table 3 Compound SOP		PFAS_DI_Prep
STW-LOC-6B-062719	06/27/2019	320-51907-2	PFECA-G	0.0020	UG/L	PQL		0.0020	UJ	Cl. Spec. Table 3 Compound SOP		PFAS_DI_Prep
STW-LOC-6B-062719	06/27/2019	320-51907-2	PFECA-G	0.0020	UG/L	PQL		0.0020	UJ	Cl. Spec. Table 3 Compound SOP		PFAS_DI_Prep
STW-LOC-6B-062719	06/27/2019	320-51907-2	Byproduct 5	0.0020	UG/L	PQL		0.0020	UJ	Cl. Spec. Table 3 Compound SOP		PFAS_DI_Prep
STW-LOC-6B-062719	06/27/2019	320-51907-2	Byproduct 5	0.0020	UG/L	PQL		0.0020	UJ	Cl. Spec. Table 3 Compound SOP		PFAS_DI_Prep
STW-LOC-6B-062719	06/27/2019	320-51907-2	Byproduct 6	0.0020	UG/L	PQL		0.0020	UJ	Cl. Spec. Table 3 Compound SOP		PFAS_DI_Prep
STW-LOC-6B-062719	06/27/2019	320-51907-2	Byproduct 6	0.0020	UG/L	PQL		0.0020	UJ	Cl. Spec. Table 3 Compound SOP		PFAS_DI_Prep
STW-LOC-18-062719	06/27/2019	320-51907-4	PFO3OA	0.0020	ug/L	PQL		0.0020	UJ	Cl. Spec. Table 3 Compound SOP		PFAS_DI_Prep
STW-LOC-18-062719	06/27/2019	320-51907-4	PFO3OA	0.0020	ug/L	PQL		0.0020	UJ	Cl. Spec. Table 3 Compound SOP		PFAS_DI_Prep
STW-LOC-18-062719	06/27/2019	320-51907-4	PFO4DA	0.0020	ug/L	PQL		0.0020	UJ	Cl. Spec. Table 3 Compound SOP		PFAS_DI_Prep
STW-LOC-18-062719	06/27/2019	320-51907-4	PFO4DA	0.0020	ug/L	PQL		0.0020	UJ	Cl. Spec. Table 3 Compound SOP		PFAS_DI_Prep

Validation Reason

The analysis hold time for this sample was exceeded by a factor of 2. The reporting limit may be biased low.

Field Sample ID	Date Sampled	Lab Sample ID	Analyte	Result	Units	Type	MDL	PQL	Validation Qualifier	Analytical Method	Pre-prep	Prep
STW-LOC-18-062719	06/27/2019	320-51907-4	PFO5DA	0.0020	ug/L	PQL		0.0020	UJ	Cl. Spec. Table 3 Compound SOP		PFAS_DI_Prep
STW-LOC-18-062719	06/27/2019	320-51907-4	PFMOAA	0.0050	ug/L	PQL		0.0050	UJ	Cl. Spec. Table 3 Compound SOP		PFAS_DI_Prep
STW-LOC-18-062719	06/27/2019	320-51907-4	EVE Acid	0.0020	UG/L	PQL		0.0020	UJ	Cl. Spec. Table 3 Compound SOP		PFAS_DI_Prep
STW-LOC-18-062719	06/27/2019	320-51907-4	EVE Acid	0.0020	UG/L	PQL		0.0020	UJ	Cl. Spec. Table 3 Compound SOP		PFAS_DI_Prep
STW-LOC-18-062719	06/27/2019	320-51907-4	PFESA-BP2	0.0020	ug/L	PQL		0.0020	UJ	Cl. Spec. Table 3 Compound SOP		PFAS_DI_Prep
STW-LOC-18-062719	06/27/2019	320-51907-4	PFESA-BP2	0.0020	ug/L	PQL		0.0020	UJ	Cl. Spec. Table 3 Compound SOP		PFAS_DI_Prep
STW-LOC-18-062719	06/27/2019	320-51907-4	Hydro-EVE Acid	0.0020	UG/L	PQL		0.0020	UJ	Cl. Spec. Table 3 Compound SOP		PFAS_DI_Prep
STW-LOC-18-062719	06/27/2019	320-51907-4	Hydro-EVE Acid	0.0020	UG/L	PQL		0.0020	UJ	Cl. Spec. Table 3 Compound SOP		PFAS_DI_Prep
STW-LOC-18-062719	06/27/2019	320-51907-4	PFECA-G	0.0020	UG/L	PQL		0.0020	UJ	Cl. Spec. Table 3 Compound SOP		PFAS_DI_Prep
STW-LOC-18-062719	06/27/2019	320-51907-4	PFECA-G	0.0020	UG/L	PQL		0.0020	UJ	Cl. Spec. Table 3 Compound SOP		PFAS_DI_Prep
STW-LOC-18-062719	06/27/2019	320-51907-4	R-EVE	0.0020	UG/L	PQL		0.0020	UJ	Cl. Spec. Table 3 Compound SOP		PFAS_DI_Prep
STW-LOC-18-062719	06/27/2019	320-51907-4	R-EVE	0.0020	UG/L	PQL		0.0020	UJ	Cl. Spec. Table 3 Compound SOP		PFAS_DI_Prep
STW-LOC-18-062719	06/27/2019	320-51907-4	Byproduct 4	0.0020	UG/L	PQL		0.0020	UJ	Cl. Spec. Table 3 Compound SOP		PFAS_DI_Prep
STW-LOC-18-062719	06/27/2019	320-51907-4	Byproduct 4	0.0020	UG/L	PQL		0.0020	UJ	Cl. Spec. Table 3 Compound SOP		PFAS_DI_Prep
STW-LOC-18-062719	06/27/2019	320-51907-4	Byproduct 5	0.0020	UG/L	PQL		0.0020	UJ	Cl. Spec. Table 3 Compound SOP		PFAS_DI_Prep
STW-LOC-18-062719	06/27/2019	320-51907-4	Byproduct 5	0.0020	UG/L	PQL		0.0020	UJ	Cl. Spec. Table 3 Compound SOP		PFAS_DI_Prep
STW-LOC-18-062719	06/27/2019	320-51907-4	Byproduct 6	0.0020	UG/L	PQL		0.0020	UJ	Cl. Spec. Table 3 Compound SOP		PFAS_DI_Prep

Validation Reason

The analysis hold time for this sample was exceeded by a factor of 2. The reporting limit may be biased low.

Field Sample ID	Date Sampled	Lab Sample ID	Analyte	Result	Units	Type	MDL	PQL	Validation Qualifier	Analytical Method	Pre-prep	Prep
STW-LOC-18-062719	06/27/2019	320-51907-4	Byproduct 6	0.0020	UG/L	PQL		0.0020	UJ	Cl. Spec. Table 3 Compound SOP		PFAS_DI_Prep
STW-LOC-19A-062719	06/27/2019	320-51907-5	NVHOS	0.0020	UG/L	PQL		0.0020	UJ	Cl. Spec. Table 3 Compound SOP		PFAS_DI_Prep
STW-LOC-19A-062719	06/27/2019	320-51907-5	NVHOS	0.0020	UG/L	PQL		0.0020	UJ	Cl. Spec. Table 3 Compound SOP		PFAS_DI_Prep
STW-LOC-19A-062719	06/27/2019	320-51907-5	PES	0.0020	UG/L	PQL		0.0020	UJ	Cl. Spec. Table 3 Compound SOP		PFAS_DI_Prep
STW-LOC-19A-062719	06/27/2019	320-51907-5	PES	0.0020	UG/L	PQL		0.0020	UJ	Cl. Spec. Table 3 Compound SOP		PFAS_DI_Prep
STW-LOC-19A-062719	06/27/2019	320-51907-5	PMPA	0.010	UG/L	PQL		0.010	UJ	Cl. Spec. Table 3 Compound SOP		PFAS_DI_Prep
STW-LOC-19A-062719	06/27/2019	320-51907-5	PMPA	0.010	UG/L	PQL		0.010	UJ	Cl. Spec. Table 3 Compound SOP		PFAS_DI_Prep
STW-LOC-19A-062719	06/27/2019	320-51907-5	PFO3OA	0.0020	ug/L	PQL		0.0020	UJ	Cl. Spec. Table 3 Compound SOP		PFAS_DI_Prep
STW-LOC-19A-062719	06/27/2019	320-51907-5	PFO4DA	0.0020	ug/L	PQL		0.0020	UJ	Cl. Spec. Table 3 Compound SOP		PFAS_DI_Prep
STW-LOC-19A-062719	06/27/2019	320-51907-5	PFO5DA	0.0020	ug/L	PQL		0.0020	UJ	Cl. Spec. Table 3 Compound SOP		PFAS_DI_Prep
STW-LOC-19A-062719	06/27/2019	320-51907-5	PFMOAA	0.0050	ug/L	PQL		0.0050	UJ	Cl. Spec. Table 3 Compound SOP		PFAS_DI_Prep
STW-LOC-19A-062719	06/27/2019	320-51907-5	PFMOAA	0.0050	ug/L	PQL		0.0050	UJ	Cl. Spec. Table 3 Compound SOP		PFAS_DI_Prep
STW-LOC-19A-062719	06/27/2019	320-51907-5	EVE Acid	0.0020	UG/L	PQL		0.0020	UJ	Cl. Spec. Table 3 Compound SOP		PFAS_DI_Prep
STW-LOC-19A-062719	06/27/2019	320-51907-5	EVE Acid	0.0020	UG/L	PQL		0.0020	UJ	Cl. Spec. Table 3 Compound SOP		PFAS_DI_Prep
STW-LOC-19A-062719	06/27/2019	320-51907-5	PFESA-BP2	0.0020	ug/L	PQL		0.0020	UJ	Cl. Spec. Table 3 Compound SOP		PFAS_DI_Prep
STW-LOC-19A-062719	06/27/2019	320-51907-5	PFESA-BP2	0.0020	ug/L	PQL		0.0020	UJ	Cl. Spec. Table 3 Compound SOP		PFAS_DI_Prep
STW-LOC-19A-062719	06/27/2019	320-51907-5	Hydro-EVE Acid	0.0020	UG/L	PQL		0.0020	UJ	Cl. Spec. Table 3 Compound SOP		PFAS_DI_Prep

Validation Reason

The analysis hold time for this sample was exceeded by a factor of 2. The reporting limit may be biased low.

Field Sample ID	Date Sampled	Lab Sample ID	Analyte	Result	Units	Type	MDL	PQL	Validation Qualifier	Analytical Method	Pre-prep	Prep
STW-LOC-19A-062719	06/27/2019	320-51907-5	Hydro-EVE Acid	0.0020	UG/L	PQL		0.0020	UJ	Cl. Spec. Table 3 Compound SOP		PFAS_DI_Prep
STW-LOC-19A-062719	06/27/2019	320-51907-5	PFECA-G	0.0020	UG/L	PQL		0.0020	UJ	Cl. Spec. Table 3 Compound SOP		PFAS_DI_Prep
STW-LOC-19A-062719	06/27/2019	320-51907-5	R-EVE	0.0020	UG/L	PQL		0.0020	UJ	Cl. Spec. Table 3 Compound SOP		PFAS_DI_Prep
STW-LOC-19A-062719	06/27/2019	320-51907-5	Byproduct 4	0.0020	UG/L	PQL		0.0020	UJ	Cl. Spec. Table 3 Compound SOP		PFAS_DI_Prep
STW-LOC-19A-062719	06/27/2019	320-51907-5	Byproduct 5	0.0020	UG/L	PQL		0.0020	UJ	Cl. Spec. Table 3 Compound SOP		PFAS_DI_Prep
STW-LOC-19A-062719	06/27/2019	320-51907-5	Byproduct 6	0.0020	UG/L	PQL		0.0020	UJ	Cl. Spec. Table 3 Compound SOP		PFAS_DI_Prep
STW-LOC-19A-062719	06/27/2019	320-51907-5	Byproduct 6	0.0020	UG/L	PQL		0.0020	UJ	Cl. Spec. Table 3 Compound SOP		PFAS_DI_Prep
STW-LOC-19B-062719	06/27/2019	320-51907-6	NVHOS	0.0020	UG/L	PQL		0.0020	UJ	Cl. Spec. Table 3 Compound SOP		PFAS_DI_Prep
STW-LOC-19B-062719	06/27/2019	320-51907-6	NVHOS	0.0020	UG/L	PQL		0.0020	UJ	Cl. Spec. Table 3 Compound SOP		PFAS_DI_Prep
STW-LOC-19B-062719	06/27/2019	320-51907-6	PES	0.0020	UG/L	PQL		0.0020	UJ	Cl. Spec. Table 3 Compound SOP		PFAS_DI_Prep
STW-LOC-19B-062719	06/27/2019	320-51907-6	PES	0.0020	UG/L	PQL		0.0020	UJ	Cl. Spec. Table 3 Compound SOP		PFAS_DI_Prep
STW-LOC-19B-062719	06/27/2019	320-51907-6	PMPA	0.010	UG/L	PQL		0.010	UJ	Cl. Spec. Table 3 Compound SOP		PFAS_DI_Prep
STW-LOC-19B-062719	06/27/2019	320-51907-6	PMPA	0.010	UG/L	PQL		0.010	UJ	Cl. Spec. Table 3 Compound SOP		PFAS_DI_Prep
STW-LOC-19B-062719	06/27/2019	320-51907-6	PFECA B	0.0020	UG/L	PQL		0.0020	UJ	Cl. Spec. Table 3 Compound SOP		PFAS_DI_Prep
STW-LOC-19B-062719	06/27/2019	320-51907-6	PFECA B	0.0020	UG/L	PQL		0.0020	UJ	Cl. Spec. Table 3 Compound SOP		PFAS_DI_Prep
STW-LOC-19B-062719	06/27/2019	320-51907-6	PEPA	0.020	UG/L	PQL		0.020	UJ	Cl. Spec. Table 3 Compound SOP		PFAS_DI_Prep
STW-LOC-19B-062719	06/27/2019	320-51907-6	PEPA	0.020	UG/L	PQL		0.020	UJ	Cl. Spec. Table 3 Compound SOP		PFAS_DI_Prep

Validation Reason

The analysis hold time for this sample was exceeded by a factor of 2. The reporting limit may be biased low.

Field Sample ID	Date Sampled	Lab Sample ID	Analyte	Result	Units	Type	MDL	PQL	Validation Qualifier	Analytical Method	Pre-prep	Prep
STW-LOC-19B-062719	06/27/2019	320-51907-6	PFESA-BP1	0.0020	UG/L	PQL		0.0020	UJ	Cl. Spec. Table 3 Compound SOP		PFAS_DI_Prep
STW-LOC-19B-062719	06/27/2019	320-51907-6	PFESA-BP1	0.0020	UG/L	PQL		0.0020	UJ	Cl. Spec. Table 3 Compound SOP		PFAS_DI_Prep
STW-LOC-18-062719	06/27/2019	320-51907-4	NVHOS	0.0020	UG/L	PQL		0.0020	UJ	Cl. Spec. Table 3 Compound SOP		PFAS_DI_Prep
STW-LOC-18-062719	06/27/2019	320-51907-4	PES	0.0020	UG/L	PQL		0.0020	UJ	Cl. Spec. Table 3 Compound SOP		PFAS_DI_Prep
STW-LOC-18-062719	06/27/2019	320-51907-4	PES	0.0020	UG/L	PQL		0.0020	UJ	Cl. Spec. Table 3 Compound SOP		PFAS_DI_Prep
STW-LOC-18-062719	06/27/2019	320-51907-4	PMPA	0.010	UG/L	PQL		0.010	UJ	Cl. Spec. Table 3 Compound SOP		PFAS_DI_Prep
STW-LOC-18-062719	06/27/2019	320-51907-4	PFECA B	0.0020	UG/L	PQL		0.0020	UJ	Cl. Spec. Table 3 Compound SOP		PFAS_DI_Prep
STW-LOC-18-062719	06/27/2019	320-51907-4	PFECA B	0.0020	UG/L	PQL		0.0020	UJ	Cl. Spec. Table 3 Compound SOP		PFAS_DI_Prep
STW-LOC-18-062719	06/27/2019	320-51907-4	PEPA	0.020	UG/L	PQL		0.020	UJ	Cl. Spec. Table 3 Compound SOP		PFAS_DI_Prep
STW-LOC-18-062719	06/27/2019	320-51907-4	PEPA	0.020	UG/L	PQL		0.020	UJ	Cl. Spec. Table 3 Compound SOP		PFAS_DI_Prep
STW-LOC-18-062719	06/27/2019	320-51907-4	PFESA-BP1	0.0020	UG/L	PQL		0.0020	UJ	Cl. Spec. Table 3 Compound SOP		PFAS_DI_Prep
STW-LOC-18-062719	06/27/2019	320-51907-4	PFESA-BP1	0.0020	UG/L	PQL		0.0020	UJ	Cl. Spec. Table 3 Compound SOP		PFAS_DI_Prep
STW-LOC-19A-062719	06/27/2019	320-51907-5	PFECA B	0.0020	UG/L	PQL		0.0020	UJ	Cl. Spec. Table 3 Compound SOP		PFAS_DI_Prep
STW-LOC-19A-062719	06/27/2019	320-51907-5	PFECA B	0.0020	UG/L	PQL		0.0020	UJ	Cl. Spec. Table 3 Compound SOP		PFAS_DI_Prep
STW-LOC-19A-062719	06/27/2019	320-51907-5	PEPA	0.020	UG/L	PQL		0.020	UJ	Cl. Spec. Table 3 Compound SOP		PFAS_DI_Prep
STW-LOC-19A-062719	06/27/2019	320-51907-5	PEPA	0.020	UG/L	PQL		0.020	UJ	Cl. Spec. Table 3 Compound SOP		PFAS_DI_Prep
STW-LOC-19A-062719	06/27/2019	320-51907-5	PFESA-BP1	0.0020	UG/L	PQL		0.0020	UJ	Cl. Spec. Table 3 Compound SOP		PFAS_DI_Prep

Validation Reason

The analysis hold time for this sample was exceeded by a factor of 2. The reporting limit may be biased low.

Field Sample ID	Date Sampled	Lab Sample ID	Analyte	Result	Units	Type	MDL	PQL	Validation Qualifier	Analytical Method	Pre-prep	Prep
STW-LOC-19A-062719	06/27/2019	320-51907-5	PFESA-BP1	0.0020	UG/L	PQL		0.0020	UJ	Cl. Spec. Table 3 Compound SOP		PFAS_DI_Prep
STW-LOC-19B-062719	06/27/2019	320-51907-6	PFO3OA	0.0020	ug/L	PQL		0.0020	UJ	Cl. Spec. Table 3 Compound SOP		PFAS_DI_Prep
STW-LOC-19B-062719	06/27/2019	320-51907-6	PFO3OA	0.0020	ug/L	PQL		0.0020	UJ	Cl. Spec. Table 3 Compound SOP		PFAS_DI_Prep
STW-LOC-19B-062719	06/27/2019	320-51907-6	PFO4DA	0.0020	ug/L	PQL		0.0020	UJ	Cl. Spec. Table 3 Compound SOP		PFAS_DI_Prep
STW-LOC-19B-062719	06/27/2019	320-51907-6	PFO4DA	0.0020	ug/L	PQL		0.0020	UJ	Cl. Spec. Table 3 Compound SOP		PFAS_DI_Prep
STW-LOC-19B-062719	06/27/2019	320-51907-6	PFO5DA	0.0020	ug/L	PQL		0.0020	UJ	Cl. Spec. Table 3 Compound SOP		PFAS_DI_Prep
STW-LOC-19B-062719	06/27/2019	320-51907-6	PFO5DA	0.0020	ug/L	PQL		0.0020	UJ	Cl. Spec. Table 3 Compound SOP		PFAS_DI_Prep
STW-LOC-19B-062719	06/27/2019	320-51907-6	PFMOAA	0.0050	ug/L	PQL		0.0050	UJ	Cl. Spec. Table 3 Compound SOP		PFAS_DI_Prep
STW-LOC-19B-062719	06/27/2019	320-51907-6	PFMOAA	0.0050	ug/L	PQL		0.0050	UJ	Cl. Spec. Table 3 Compound SOP		PFAS_DI_Prep
STW-LOC-19B-062719	06/27/2019	320-51907-6	EVE Acid	0.0020	UG/L	PQL		0.0020	UJ	Cl. Spec. Table 3 Compound SOP		PFAS_DI_Prep
STW-LOC-19B-062719	06/27/2019	320-51907-6	EVE Acid	0.0020	UG/L	PQL		0.0020	UJ	Cl. Spec. Table 3 Compound SOP		PFAS_DI_Prep
STW-LOC-19B-062719	06/27/2019	320-51907-6	Hydro-EVE Acid	0.0020	UG/L	PQL		0.0020	UJ	Cl. Spec. Table 3 Compound SOP		PFAS_DI_Prep
STW-LOC-19B-062719	06/27/2019	320-51907-6	Hydro-EVE Acid	0.0020	UG/L	PQL		0.0020	UJ	Cl. Spec. Table 3 Compound SOP		PFAS_DI_Prep
STW-LOC-19B-062719	06/27/2019	320-51907-6	PFECA-G	0.0020	UG/L	PQL		0.0020	UJ	Cl. Spec. Table 3 Compound SOP		PFAS_DI_Prep
STW-LOC-19B-062719	06/27/2019	320-51907-6	R-EVE	0.0020	UG/L	PQL		0.0020	UJ	Cl. Spec. Table 3 Compound SOP		PFAS_DI_Prep
STW-LOC-19B-062719	06/27/2019	320-51907-6	Byproduct 4	0.0020	UG/L	PQL		0.0020	UJ	Cl. Spec. Table 3 Compound SOP		PFAS_DI_Prep
STW-LOC-19B-062719	06/27/2019	320-51907-6	Byproduct 5	0.0020	UG/L	PQL		0.0020	UJ	Cl. Spec. Table 3 Compound SOP		PFAS_DI_Prep

Validation Reason

The analysis hold time for this sample was exceeded by a factor of 2. The reporting limit may be biased low.

Field Sample ID	Date Sampled	Lab Sample ID	Analyte	Result	Units	Type	MDL	PQL	Validation Qualifier	Analytical Method	Pre-prep	Prep
STW-LOC-19B-062719	06/27/2019	320-51907-6	Byproduct 6	0.0020	UG/L	PQL		0.0020	UJ	Cl. Spec. Table 3 Compound SOP		PFAS_DI_Prep
STW-LOC-19B-062719	06/27/2019	320-51907-6	Byproduct 6	0.0020	UG/L	PQL		0.0020	UJ	Cl. Spec. Table 3 Compound SOP		PFAS_DI_Prep
STW-LOC-21A-062719	06/27/2019	320-51907-7	PES	0.0020	UG/L	PQL		0.0020	UJ	Cl. Spec. Table 3 Compound SOP		PFAS_DI_Prep
STW-LOC-21A-062719	06/27/2019	320-51907-7	PES	0.0020	UG/L	PQL		0.0020	UJ	Cl. Spec. Table 3 Compound SOP		PFAS_DI_Prep
STW-LOC-21A-062719	06/27/2019	320-51907-7	PFECA B	0.0020	UG/L	PQL		0.0020	UJ	Cl. Spec. Table 3 Compound SOP		PFAS_DI_Prep
STW-LOC-21A-062719	06/27/2019	320-51907-7	PFECA B	0.0020	UG/L	PQL		0.0020	UJ	Cl. Spec. Table 3 Compound SOP		PFAS_DI_Prep
STW-LOC-21A-062719	06/27/2019	320-51907-7	PEPA	0.020	UG/L	PQL		0.020	UJ	Cl. Spec. Table 3 Compound SOP		PFAS_DI_Prep
STW-LOC-21A-062719	06/27/2019	320-51907-7	PEPA	0.020	UG/L	PQL		0.020	UJ	Cl. Spec. Table 3 Compound SOP		PFAS_DI_Prep
STW-LOC-21A-062719	06/27/2019	320-51907-7	PFO4DA	0.0020	ug/L	PQL		0.0020	UJ	Cl. Spec. Table 3 Compound SOP		PFAS_DI_Prep
STW-LOC-21A-062719	06/27/2019	320-51907-7	PFO4DA	0.0020	ug/L	PQL		0.0020	UJ	Cl. Spec. Table 3 Compound SOP		PFAS_DI_Prep
STW-LOC-21A-062719	06/27/2019	320-51907-7	PFO5DA	0.0020	ug/L	PQL		0.0020	UJ	Cl. Spec. Table 3 Compound SOP		PFAS_DI_Prep
STW-LOC-21A-062719	06/27/2019	320-51907-7	PFO5DA	0.0020	ug/L	PQL		0.0020	UJ	Cl. Spec. Table 3 Compound SOP		PFAS_DI_Prep
STW-LOC-21A-062719	06/27/2019	320-51907-7	Hydro-EVE Acid	0.0020	UG/L	PQL		0.0020	UJ	Cl. Spec. Table 3 Compound SOP		PFAS_DI_Prep
STW-LOC-21A-062719	06/27/2019	320-51907-7	Hydro-EVE Acid	0.0020	UG/L	PQL		0.0020	UJ	Cl. Spec. Table 3 Compound SOP		PFAS_DI_Prep
STW-LOC-21A-062719	06/27/2019	320-51907-7	PFECA-G	0.0020	UG/L	PQL		0.0020	UJ	Cl. Spec. Table 3 Compound SOP		PFAS_DI_Prep
STW-LOC-21A-062719	06/27/2019	320-51907-7	PFECA-G	0.0020	UG/L	PQL		0.0020	UJ	Cl. Spec. Table 3 Compound SOP		PFAS_DI_Prep
STW-LOC-21A-062719	06/27/2019	320-51907-7	EVE Acid	0.0020	UG/L	PQL		0.0020	UJ	Cl. Spec. Table 3 Compound SOP		PFAS_DI_Prep

Validation Reason

The analysis hold time for this sample was exceeded by a factor of 2. The reporting limit may be biased low.

Field Sample ID	Date Sampled	Lab Sample ID	Analyte	Result	Units	Type	MDL	PQL	Validation Qualifier	Analytical Method	Pre-prep	Prep
STW-LOC-21A-062719	06/27/2019	320-51907-7	EVE Acid	0.0020	UG/L	PQL		0.0020	UJ	Cl. Spec. Table 3 Compound SOP		PFAS_DI_Prep
STW-LOC-21A-062719	06/27/2019	320-51907-7	Byproduct 6	0.0020	UG/L	PQL		0.0020	UJ	Cl. Spec. Table 3 Compound SOP		PFAS_DI_Prep
STW-LOC-21A-062719	06/27/2019	320-51907-7	Byproduct 6	0.0020	UG/L	PQL		0.0020	UJ	Cl. Spec. Table 3 Compound SOP		PFAS_DI_Prep
STW-LOC-22-062719	06/27/2019	320-51907-8	PFECA B	0.012	UG/L	PQL		0.012	UJ	Cl. Spec. Table 3 Compound SOP		PFAS_DI_Prep
STW-LOC-22-062719	06/27/2019	320-51907-8	PFECA B	0.012	UG/L	PQL		0.012	UJ	Cl. Spec. Table 3 Compound SOP		PFAS_DI_Prep
STW-LOC-22-062719	06/27/2019	320-51907-8	PES	0.0092	UG/L	PQL		0.0092	UJ	Cl. Spec. Table 3 Compound SOP		PFAS_DI_Prep
STW-LOC-22-062719	06/27/2019	320-51907-8	PES	0.0092	UG/L	PQL		0.0092	UJ	Cl. Spec. Table 3 Compound SOP		PFAS_DI_Prep
STW-LOC-22-062719	06/27/2019	320-51907-8	PFO5DA	0.0067	ug/L	PQL		0.0067	UJ	Cl. Spec. Table 3 Compound SOP		PFAS_DI_Prep
STW-LOC-22-062719	06/27/2019	320-51907-8	PFO5DA	0.0067	ug/L	PQL		0.0067	UJ	Cl. Spec. Table 3 Compound SOP		PFAS_DI_Prep
STW-LOC-22-062719	06/27/2019	320-51907-8	Hydro-EVE Acid	0.0056	UG/L	PQL		0.0056	UJ	Cl. Spec. Table 3 Compound SOP		PFAS_DI_Prep
STW-LOC-22-062719	06/27/2019	320-51907-8	Hydro-EVE Acid	0.0056	UG/L	PQL		0.0056	UJ	Cl. Spec. Table 3 Compound SOP		PFAS_DI_Prep
STW-LOC-22-062719	06/27/2019	320-51907-8	PFECA-G	0.0082	UG/L	PQL		0.0082	UJ	Cl. Spec. Table 3 Compound SOP		PFAS_DI_Prep
STW-LOC-22-062719	06/27/2019	320-51907-8	PFECA-G	0.0082	UG/L	PQL		0.0082	UJ	Cl. Spec. Table 3 Compound SOP		PFAS_DI_Prep
STW-LOC-22-062719	06/27/2019	320-51907-8	EVE Acid	0.0049	UG/L	PQL		0.0049	UJ	Cl. Spec. Table 3 Compound SOP		PFAS_DI_Prep
STW-LOC-22-062719	06/27/2019	320-51907-8	EVE Acid	0.0049	UG/L	PQL		0.0049	UJ	Cl. Spec. Table 3 Compound SOP		PFAS_DI_Prep
STW-LOC-23B-062719	06/27/2019	320-51907-10	PFECA B	0.012	UG/L	PQL		0.012	UJ	Cl. Spec. Table 3 Compound SOP		PFAS_DI_Prep
STW-LOC-23B-062719	06/27/2019	320-51907-10	PFECA B	0.012	UG/L	PQL		0.012	UJ	Cl. Spec. Table 3 Compound SOP		PFAS_DI_Prep

Validation Reason

The analysis hold time for this sample was exceeded by a factor of 2. The reporting limit may be biased low.

Field Sample ID	Date Sampled	Lab Sample ID	Analyte	Result	Units	Type	MDL	PQL	Validation Qualifier	Analytical Method	Pre-prep	Prep
STW-LOC-23B-062719	06/27/2019	320-51907-10	PES	0.0092	UG/L	PQL		0.0092	UJ	Cl. Spec. Table 3 Compound SOP		PFAS_DI_Prep
STW-LOC-23B-062719	06/27/2019	320-51907-10	PES	0.0092	UG/L	PQL		0.0092	UJ	Cl. Spec. Table 3 Compound SOP		PFAS_DI_Prep
STW-LOC-23B-062719	06/27/2019	320-51907-10	PFECA-G	0.0082	UG/L	PQL		0.0082	UJ	Cl. Spec. Table 3 Compound SOP		PFAS_DI_Prep
STW-LOC-23B-062719	06/27/2019	320-51907-10	PFECA-G	0.0082	UG/L	PQL		0.0082	UJ	Cl. Spec. Table 3 Compound SOP		PFAS_DI_Prep
STW-LOC-24A-062719	06/27/2019	320-51907-11	PEPA	0.020	UG/L	PQL		0.020	UJ	Cl. Spec. Table 3 Compound SOP		PFAS_DI_Prep
STW-LOC-24A-062719	06/27/2019	320-51907-11	PEPA	0.020	UG/L	PQL		0.020	UJ	Cl. Spec. Table 3 Compound SOP		PFAS_DI_Prep
STW-LOC-24A-062719	06/27/2019	320-51907-11	PFESA-BP1	0.0020	UG/L	PQL		0.0020	UJ	Cl. Spec. Table 3 Compound SOP		PFAS_DI_Prep
STW-LOC-24A-062719	06/27/2019	320-51907-11	PFESA-BP1	0.0020	UG/L	PQL		0.0020	UJ	Cl. Spec. Table 3 Compound SOP		PFAS_DI_Prep
STW-LOC-24A-062719	06/27/2019	320-51907-11	PFO4DA	0.0020	ug/L	PQL		0.0020	UJ	Cl. Spec. Table 3 Compound SOP		PFAS_DI_Prep
STW-LOC-24A-062719	06/27/2019	320-51907-11	PFO4DA	0.0020	ug/L	PQL		0.0020	UJ	Cl. Spec. Table 3 Compound SOP		PFAS_DI_Prep
STW-LOC-24A-062719	06/27/2019	320-51907-11	PFO5DA	0.0020	ug/L	PQL		0.0020	UJ	Cl. Spec. Table 3 Compound SOP		PFAS_DI_Prep
STW-LOC-24A-062719	06/27/2019	320-51907-11	PFMOAA	0.0050	ug/L	PQL		0.0050	UJ	Cl. Spec. Table 3 Compound SOP		PFAS_DI_Prep
STW-LOC-24A-062719	06/27/2019	320-51907-11	EVE Acid	0.0020	UG/L	PQL		0.0020	UJ	Cl. Spec. Table 3 Compound SOP		PFAS_DI_Prep
STW-LOC-24A-062719	06/27/2019	320-51907-11	EVE Acid	0.0020	UG/L	PQL		0.0020	UJ	Cl. Spec. Table 3 Compound SOP		PFAS_DI_Prep
STW-LOC-24A-062719	06/27/2019	320-51907-11	PFESA-BP2	0.0020	ug/L	PQL		0.0020	UJ	Cl. Spec. Table 3 Compound SOP		PFAS_DI_Prep
STW-LOC-24A-062719	06/27/2019	320-51907-11	PFESA-BP2	0.0020	ug/L	PQL		0.0020	UJ	Cl. Spec. Table 3 Compound SOP		PFAS_DI_Prep
STW-LOC-24A-062719	06/27/2019	320-51907-11	Hydro-EVE Acid	0.0020	UG/L	PQL		0.0020	UJ	Cl. Spec. Table 3 Compound SOP		PFAS_DI_Prep

Validation Reason

The analysis hold time for this sample was exceeded by a factor of 2. The reporting limit may be biased low.

Field Sample ID	Date Sampled	Lab Sample ID	Analyte	Result	Units	Type	MDL	PQL	Validation Qualifier	Analytical Method	Pre-prep	Prep
STW-LOC-24A-062719	06/27/2019	320-51907-11	Hydro-EVE Acid	0.0020	UG/L	PQL		0.0020	UJ	Cl. Spec. Table 3 Compound SOP		PFAS_DI_Prep
STW-LOC-24A-062719	06/27/2019	320-51907-11	PFECA-G	0.0020	UG/L	PQL		0.0020	UJ	Cl. Spec. Table 3 Compound SOP		PFAS_DI_Prep
STW-LOC-24A-062719	06/27/2019	320-51907-11	PFECA-G	0.0020	UG/L	PQL		0.0020	UJ	Cl. Spec. Table 3 Compound SOP		PFAS_DI_Prep
STW-LOC-24A-062719	06/27/2019	320-51907-11	NVHOS	0.0020	UG/L	PQL		0.0020	UJ	Cl. Spec. Table 3 Compound SOP		PFAS_DI_Prep
STW-LOC-24A-062719	06/27/2019	320-51907-11	NVHOS	0.0020	UG/L	PQL		0.0020	UJ	Cl. Spec. Table 3 Compound SOP		PFAS_DI_Prep
STW-LOC-24A-062719	06/27/2019	320-51907-11	PES	0.0020	UG/L	PQL		0.0020	UJ	Cl. Spec. Table 3 Compound SOP		PFAS_DI_Prep
STW-LOC-24A-062719	06/27/2019	320-51907-11	PES	0.0020	UG/L	PQL		0.0020	UJ	Cl. Spec. Table 3 Compound SOP		PFAS_DI_Prep
STW-LOC-24A-062719	06/27/2019	320-51907-11	Byproduct 5	0.0020	UG/L	PQL		0.0020	UJ	Cl. Spec. Table 3 Compound SOP		PFAS_DI_Prep
STW-LOC-24A-062719	06/27/2019	320-51907-11	Byproduct 5	0.0020	UG/L	PQL		0.0020	UJ	Cl. Spec. Table 3 Compound SOP		PFAS_DI_Prep
STW-LOC-24A-062719	06/27/2019	320-51907-11	Byproduct 6	0.0020	UG/L	PQL		0.0020	UJ	Cl. Spec. Table 3 Compound SOP		PFAS_DI_Prep
STW-LOC-24A-062719	06/27/2019	320-51907-11	Byproduct 6	0.0020	UG/L	PQL		0.0020	UJ	Cl. Spec. Table 3 Compound SOP		PFAS_DI_Prep
STW-LOC-24A-062719-D	06/27/2019	320-51907-12	PES	0.0020	UG/L	PQL		0.0020	UJ	Cl. Spec. Table 3 Compound SOP		PFAS_DI_Prep
STW-LOC-24A-062719-D	06/27/2019	320-51907-12	PES	0.0020	UG/L	PQL		0.0020	UJ	Cl. Spec. Table 3 Compound SOP		PFAS_DI_Prep
STW-LOC-24A-062719	06/27/2019	320-51907-11	PFECA B	0.0020	UG/L	PQL		0.0020	UJ	Cl. Spec. Table 3 Compound SOP		PFAS_DI_Prep
STW-LOC-24A-062719	06/27/2019	320-51907-11	PFECA B	0.0020	UG/L	PQL		0.0020	UJ	Cl. Spec. Table 3 Compound SOP		PFAS_DI_Prep
STW-LOC-24A-062719-D	06/27/2019	320-51907-12	PFECA B	0.0020	UG/L	PQL		0.0020	UJ	Cl. Spec. Table 3 Compound SOP		PFAS_DI_Prep
STW-LOC-24A-062719-D	06/27/2019	320-51907-12	PFECA B	0.0020	UG/L	PQL		0.0020	UJ	Cl. Spec. Table 3 Compound SOP		PFAS_DI_Prep

Validation Reason

The analysis hold time for this sample was exceeded by a factor of 2. The reporting limit may be biased low.

Field Sample ID	Date Sampled	Lab Sample ID	Analyte	Result	Units	Type	MDL	PQL	Validation Qualifier	Analytical Method	Pre-prep	Prep
STW-LOC-24A-062719-D	06/27/2019	320-51907-12	PFO4DA	0.0020	ug/L	PQL		0.0020	UJ	Cl. Spec. Table 3 Compound SOP		PFAS_DI_Prep
STW-LOC-24A-062719-D	06/27/2019	320-51907-12	PFO4DA	0.0020	ug/L	PQL		0.0020	UJ	Cl. Spec. Table 3 Compound SOP		PFAS_DI_Prep
STW-LOC-24A-062719-D	06/27/2019	320-51907-12	PFO5DA	0.0020	ug/L	PQL		0.0020	UJ	Cl. Spec. Table 3 Compound SOP		PFAS_DI_Prep
STW-LOC-24A-062719-D	06/27/2019	320-51907-12	PFMOAA	0.0050	ug/L	PQL		0.0050	UJ	Cl. Spec. Table 3 Compound SOP		PFAS_DI_Prep
STW-LOC-24A-062719-D	06/27/2019	320-51907-12	PFMOAA	0.0050	ug/L	PQL		0.0050	UJ	Cl. Spec. Table 3 Compound SOP		PFAS_DI_Prep
STW-LOC-24A-062719-D	06/27/2019	320-51907-12	EVE Acid	0.0020	UG/L	PQL		0.0020	UJ	Cl. Spec. Table 3 Compound SOP		PFAS_DI_Prep
STW-LOC-24A-062719-D	06/27/2019	320-51907-12	EVE Acid	0.0020	UG/L	PQL		0.0020	UJ	Cl. Spec. Table 3 Compound SOP		PFAS_DI_Prep
STW-LOC-24A-062719-D	06/27/2019	320-51907-12	PFESA-BP2	0.0020	ug/L	PQL		0.0020	UJ	Cl. Spec. Table 3 Compound SOP		PFAS_DI_Prep
STW-LOC-24A-062719-D	06/27/2019	320-51907-12	PFESA-BP2	0.0020	ug/L	PQL		0.0020	UJ	Cl. Spec. Table 3 Compound SOP		PFAS_DI_Prep
STW-LOC-24A-062719-D	06/27/2019	320-51907-12	Hydro-EVE Acid	0.0020	UG/L	PQL		0.0020	UJ	Cl. Spec. Table 3 Compound SOP		PFAS_DI_Prep
STW-LOC-24A-062719-D	06/27/2019	320-51907-12	Hydro-EVE Acid	0.0020	UG/L	PQL		0.0020	UJ	Cl. Spec. Table 3 Compound SOP		PFAS_DI_Prep
STW-LOC-24A-062719-D	06/27/2019	320-51907-12	PFECA-G	0.0020	UG/L	PQL		0.0020	UJ	Cl. Spec. Table 3 Compound SOP		PFAS_DI_Prep
STW-LOC-24A-062719-D	06/27/2019	320-51907-12	PFECA-G	0.0020	UG/L	PQL		0.0020	UJ	Cl. Spec. Table 3 Compound SOP		PFAS_DI_Prep

Validation Reason Associated MS and/or MSD analysis had relative percent recovery (RPR) values higher than the upper control limit. The reported result may be biased high.

Field Sample ID	Date Sampled	Lab Sample ID	Analyte	Result	Units	Type	MDL	PQL	Validation Qualifier	Analytical Method	Pre-prep	Prep
STW-LOC18-082119-2	08/21/2019	320-53640-6	R-EVE	0.0021	UG/L	PQL		0.0020	J	Cl. Spec. Table 3 Compound SOP		PFAS_DI_Prep
STW-LOC18-082119-2	08/21/2019	320-53640-6	R-EVE	0.0022	UG/L	PQL		0.0020	J	Cl. Spec. Table 3 Compound SOP		PFAS_DI_Prep
STW-LOC18-082119-2	08/21/2019	320-53640-6	Byproduct 4	0.0041	UG/L	PQL		0.0020	J	Cl. Spec. Table 3 Compound SOP		PFAS_DI_Prep
STW-LOC18-082119-2	08/21/2019	320-53640-6	Byproduct 4	0.0039	UG/L	PQL		0.0020	J	Cl. Spec. Table 3 Compound SOP		PFAS_DI_Prep
STW-LOC18-082119-4	08/21/2019	320-53640-8	R-EVE	0.026	UG/L	PQL		0.0020	J	Cl. Spec. Table 3 Compound SOP		PFAS_DI_Prep
STW-LOC18-082119-4	08/21/2019	320-53640-8	R-EVE	0.026	UG/L	PQL		0.0020	J	Cl. Spec. Table 3 Compound SOP		PFAS_DI_Prep
STW-LOC18-082119-4	08/21/2019	320-53640-8	Byproduct 4	0.053	UG/L	PQL		0.0020	J	Cl. Spec. Table 3 Compound SOP		PFAS_DI_Prep
STW-LOC18-082119-4	08/21/2019	320-53640-8	Byproduct 4	0.052	UG/L	PQL		0.0020	J	Cl. Spec. Table 3 Compound SOP		PFAS_DI_Prep
STW-LOC18-082119-4	08/21/2019	320-53640-8	Byproduct 5	0.022	UG/L	PQL		0.0020	J	Cl. Spec. Table 3 Compound SOP		PFAS_DI_Prep
STW-LOC18-082119-4	08/21/2019	320-53640-8	Byproduct 5	0.022	UG/L	PQL		0.0020	J	Cl. Spec. Table 3 Compound SOP		PFAS_DI_Prep
STW-LOC20-062819	06/28/2019	320-51902-13	R-EVE	0.012	UG/L	PQL		0.0020	J	Cl. Spec. Table 3 Compound SOP		PFAS_DI_Prep
STW-LOC20-062819	06/28/2019	320-51902-13	R-EVE	0.012	UG/L	PQL		0.0020	J	Cl. Spec. Table 3 Compound SOP		PFAS_DI_Prep
STW-LOC20-062819	06/28/2019	320-51902-13	Byproduct 4	0.069	UG/L	PQL		0.0020	J	Cl. Spec. Table 3 Compound SOP		PFAS_DI_Prep
STW-LOC20-062819	06/28/2019	320-51902-13	Byproduct 4	0.072	UG/L	PQL		0.0020	J	Cl. Spec. Table 3 Compound SOP		PFAS_DI_Prep
STW-LOC20-062819	06/28/2019	320-51902-13	Byproduct 5	0.39	UG/L	PQL		0.0020	J	Cl. Spec. Table 3 Compound SOP		PFAS_DI_Prep
STW-LOC20-062819	06/28/2019	320-51902-13	Byproduct 5	0.41	UG/L	PQL		0.0020	J	Cl. Spec. Table 3 Compound SOP		PFAS_DI_Prep

Validation Reason Associated MS and/or MSD analysis had relative percent recovery (RPR) values higher than the upper control limit. The reported result may be biased high.

Field Sample ID	Date Sampled	Lab Sample ID	Analyte	Result	Units	Type	MDL	PQL	Validation Qualifier	Analytical Method	Pre-prep	Prep
STW-LOC20-082219	08/22/2019	320-53582-20	R-EVE	0.011	UG/L	PQL		0.0020	J	Cl. Spec. Table 3 Compound SOP		PFAS_DI_Prep
STW-LOC20-082219	08/22/2019	320-53582-20	R-EVE	0.012	UG/L	PQL		0.0020	J	Cl. Spec. Table 3 Compound SOP		PFAS_DI_Prep
STW-LOC20-082219	08/22/2019	320-53582-20	Byproduct 4	0.063	UG/L	PQL		0.0020	J	Cl. Spec. Table 3 Compound SOP		PFAS_DI_Prep
STW-LOC20-082219	08/22/2019	320-53582-20	Byproduct 4	0.069	UG/L	PQL		0.0020	J	Cl. Spec. Table 3 Compound SOP		PFAS_DI_Prep
STW-LOC20-082219	08/22/2019	320-53582-20	Byproduct 5	0.54	UG/L	PQL		0.0020	J	Cl. Spec. Table 3 Compound SOP		PFAS_DI_Prep
STW-LOC20-082219	08/22/2019	320-53582-20	Byproduct 5	0.59	UG/L	PQL		0.0020	J	Cl. Spec. Table 3 Compound SOP		PFAS_DI_Prep
STW-LOC20-082219-D	08/22/2019	320-53641-1	R-EVE	0.012	UG/L	PQL		0.0020	J	Cl. Spec. Table 3 Compound SOP		PFAS_DI_Prep
STW-LOC20-082219-D	08/22/2019	320-53641-1	R-EVE	0.013	UG/L	PQL		0.0020	J	Cl. Spec. Table 3 Compound SOP		PFAS_DI_Prep
STW-LOC20-082219-D	08/22/2019	320-53641-1	Byproduct 4	0.074	UG/L	PQL		0.0020	J	Cl. Spec. Table 3 Compound SOP		PFAS_DI_Prep
STW-LOC20-082219-D	08/22/2019	320-53641-1	Byproduct 4	0.079	UG/L	PQL		0.0020	J	Cl. Spec. Table 3 Compound SOP		PFAS_DI_Prep
STW-LOC20-082219-D	08/22/2019	320-53641-1	Byproduct 5	0.64	UG/L	PQL		0.0020	J	Cl. Spec. Table 3 Compound SOP		PFAS_DI_Prep
STW-LOC20-082219-D	08/22/2019	320-53641-1	Byproduct 5	0.7	UG/L	PQL		0.0020	J	Cl. Spec. Table 3 Compound SOP		PFAS_DI_Prep
STW-LOC21A-082119	08/21/2019	320-53582-6	R-EVE	0.034	UG/L	PQL		0.0020	J	Cl. Spec. Table 3 Compound SOP		PFAS_DI_Prep
STW-LOC21A-082119	08/21/2019	320-53582-6	Byproduct 4	0.031	UG/L	PQL		0.0020	J	Cl. Spec. Table 3 Compound SOP		PFAS_DI_Prep
STW-LOC21A-082119	08/21/2019	320-53582-6	Byproduct 4	0.028	UG/L	PQL		0.0020	J	Cl. Spec. Table 3 Compound SOP		PFAS_DI_Prep
STW-LOC21A-082119	08/21/2019	320-53582-6	Byproduct 5	0.025	UG/L	PQL		0.0020	J	Cl. Spec. Table 3 Compound SOP		PFAS_DI_Prep
STW-LOC22-082119	08/21/2019	320-53582-7	R-EVE	0.0075	UG/L	PQL		0.0020	J	Cl. Spec. Table 3 Compound		PFAS_DI_Prep

Validation Reason Associated MS and/or MSD analysis had relative percent recovery (RPR) values higher than the upper control limit. The reported result may be biased high.

Field Sample ID	Date Sampled	Lab Sample ID	Analyte	Result	Units	Type	MDL	PQL	Validation Qualifier	Analytical Method SOP	Pre-prep	Prep
STW-LOC22-082119	08/21/2019	320-53582-7	R-EVE	0.0065	UG/L	PQL		0.0020	J	Cl. Spec. Table 3 Compound SOP		PFAS_DI_Prep
STW-LOC22-082119	08/21/2019	320-53582-7	Byproduct 4	0.059	UG/L	PQL		0.0020	J	Cl. Spec. Table 3 Compound SOP		PFAS_DI_Prep
STW-LOC22-082119	08/21/2019	320-53582-7	Byproduct 4	0.059	UG/L	PQL		0.0020	J	Cl. Spec. Table 3 Compound SOP		PFAS_DI_Prep
STW-LOC22-082119	08/21/2019	320-53582-7	Byproduct 5	0.77	UG/L	PQL		0.0020	J	Cl. Spec. Table 3 Compound SOP		PFAS_DI_Prep
STW-LOC22-082119	08/21/2019	320-53582-7	Byproduct 5	0.76	UG/L	PQL		0.0020	J	Cl. Spec. Table 3 Compound SOP		PFAS_DI_Prep
STW-LOC24A-082119	08/21/2019	320-53582-8	R-EVE	0.0045	UG/L	PQL		0.0020	J	Cl. Spec. Table 3 Compound SOP		PFAS_DI_Prep
STW-LOC24A-082119	08/21/2019	320-53582-8	Byproduct 4	0.0097	UG/L	PQL		0.0020	J	Cl. Spec. Table 3 Compound SOP		PFAS_DI_Prep
STW-LOC24A-082119	08/21/2019	320-53582-8	Byproduct 5	0.0040	UG/L	PQL		0.0020	J	Cl. Spec. Table 3 Compound SOP		PFAS_DI_Prep
STW-LOC24A-082119	08/21/2019	320-53582-8	Byproduct 5	0.0046	UG/L	PQL		0.0020	J	Cl. Spec. Table 3 Compound SOP		PFAS_DI_Prep
STW-LOC24A-082119-D	08/21/2019	320-53582-9	R-EVE	0.0039	UG/L	PQL		0.0020	J	Cl. Spec. Table 3 Compound SOP		PFAS_DI_Prep
STW-LOC24A-082119-D	08/21/2019	320-53582-9	Byproduct 4	0.011	UG/L	PQL		0.0020	J	Cl. Spec. Table 3 Compound SOP		PFAS_DI_Prep
STW-LOC24A-082119-D	08/21/2019	320-53582-9	Byproduct 4	0.012	UG/L	PQL		0.0020	J	Cl. Spec. Table 3 Compound SOP		PFAS_DI_Prep
STW-LOC24A-082119-D	08/21/2019	320-53582-9	Byproduct 5	0.0042	UG/L	PQL		0.0020	J	Cl. Spec. Table 3 Compound SOP		PFAS_DI_Prep
STW-LOC24A-082119-D	08/21/2019	320-53582-9	Byproduct 5	0.0045	UG/L	PQL		0.0020	J	Cl. Spec. Table 3 Compound SOP		PFAS_DI_Prep
STW-LOC24B-062719	06/27/2019	320-51902-1	Byproduct 5	0.011	UG/L	PQL		0.0020	J	Cl. Spec. Table 3 Compound SOP		PFAS_DI_Prep
STW-LOC24B-082119	08/21/2019	320-53582-10	R-EVE	0.0022	UG/L	PQL		0.0020	J	Cl. Spec. Table 3 Compound SOP		PFAS_DI_Prep

Validation Reason Associated MS and/or MSD analysis had relative percent recovery (RPR) values higher than the upper control limit. The reported result may be biased high.

Field Sample ID	Date Sampled	Lab Sample ID	Analyte	Result	Units	Type	MDL	PQL	Validation Qualifier	Analytical Method	Pre-prep	Prep
STW-LOC24B-082119	08/21/2019	320-53582-10	R-EVE	0.0022	UG/L	PQL		0.0020	J	Cl. Spec. Table 3 Compound SOP		PFAS_DI_Prep
STW-LOC24B-082119	08/21/2019	320-53582-10	Byproduct 4	0.0053	UG/L	PQL		0.0020	J	Cl. Spec. Table 3 Compound SOP		PFAS_DI_Prep
STW-LOC24B-082119	08/21/2019	320-53582-10	Byproduct 5	0.0024	UG/L	PQL		0.0020	J	Cl. Spec. Table 3 Compound SOP		PFAS_DI_Prep
STW-LOC24B-082119	08/21/2019	320-53582-10	Byproduct 5	0.0024	UG/L	PQL		0.0020	J	Cl. Spec. Table 3 Compound SOP		PFAS_DI_Prep
STW-LOC24C-062719	06/27/2019	320-51902-2	R-EVE	0.0039	UG/L	PQL		0.0020	J	Cl. Spec. Table 3 Compound SOP		PFAS_DI_Prep
STW-LOC24C-062719	06/27/2019	320-51902-2	Byproduct 4	0.013	UG/L	PQL		0.0020	J	Cl. Spec. Table 3 Compound SOP		PFAS_DI_Prep
STW-LOC24C-062719	06/27/2019	320-51902-2	Byproduct 5	0.0053	UG/L	PQL		0.0020	J	Cl. Spec. Table 3 Compound SOP		PFAS_DI_Prep
STW-LOC24C-082119	08/21/2019	320-53582-3	R-EVE	0.0054	UG/L	PQL		0.0020	J	Cl. Spec. Table 3 Compound SOP		PFAS_DI_Prep
STW-LOC24C-082119	08/21/2019	320-53582-3	Byproduct 4	0.018	UG/L	PQL		0.0020	J	Cl. Spec. Table 3 Compound SOP		PFAS_DI_Prep
STW-LOC24C-082119	08/21/2019	320-53582-3	Byproduct 4	0.016	UG/L	PQL		0.0020	J	Cl. Spec. Table 3 Compound SOP		PFAS_DI_Prep
STW-LOC24C-082119	08/21/2019	320-53582-3	Byproduct 5	0.053	UG/L	PQL		0.0020	J	Cl. Spec. Table 3 Compound SOP		PFAS_DI_Prep
STW-LOC24C-082119	08/21/2019	320-53582-3	Byproduct 5	0.05	UG/L	PQL		0.0020	J	Cl. Spec. Table 3 Compound SOP		PFAS_DI_Prep
STW-LOC6A-082119	08/21/2019	320-53582-1	Byproduct 5	0.0051	UG/L	PQL		0.0020	J	Cl. Spec. Table 3 Compound SOP		PFAS_DI_Prep
STW-LOC6A-082119	08/21/2019	320-53582-1	Byproduct 5	0.0061	UG/L	PQL		0.0020	J	Cl. Spec. Table 3 Compound SOP		PFAS_DI_Prep
STW-LOC6B-082119	08/21/2019	320-53582-2	R-EVE	0.0032	UG/L	PQL		0.0020	J	Cl. Spec. Table 3 Compound SOP		PFAS_DI_Prep
STW-LOC6B-082119	08/21/2019	320-53582-2	R-EVE	0.0032	UG/L	PQL		0.0020	J	Cl. Spec. Table 3 Compound SOP		PFAS_DI_Prep
STW-LOC6B-082119	08/21/2019	320-53582-2	Byproduct 4	0.012	UG/L	PQL		0.0020	J	Cl. Spec. Table 3 Compound		PFAS_DI_Prep

Validation Reason Associated MS and/or MSD analysis had relative percent recovery (RPR) values higher than the upper control limit. The reported result may be biased high.

Field Sample ID	Date Sampled	Lab Sample ID	Analyte	Result	Units	Type	MDL	PQL	Validation Qualifier	Analytical Method SOP	Pre-prep	Prep
STW-LOC6B-082119	08/21/2019	320-53582-2	Byproduct 5	0.0025	UG/L	PQL		0.0020	J	Cl. Spec. Table 3 Compound SOP		PFAS_DI_Prep
STW-LOC6B-082119	08/21/2019	320-53582-2	Byproduct 5	0.0028	UG/L	PQL		0.0020	J	Cl. Spec. Table 3 Compound SOP		PFAS_DI_Prep
STW-LOC7A-062819	06/28/2019	320-51902-4	Byproduct 4	0.0034	UG/L	PQL		0.0020	J	Cl. Spec. Table 3 Compound SOP		PFAS_DI_Prep
STW-LOC7A-062819	06/28/2019	320-51902-4	Byproduct 4	0.0034	UG/L	PQL		0.0020	J	Cl. Spec. Table 3 Compound SOP		PFAS_DI_Prep
STW-LOC7A-082219	08/22/2019	320-53582-12	Byproduct 4	0.011	UG/L	PQL		0.0020	J	Cl. Spec. Table 3 Compound SOP		PFAS_DI_Prep
STW-LOC7A-082219	08/22/2019	320-53582-12	Byproduct 5	0.0031	UG/L	PQL		0.0020	J	Cl. Spec. Table 3 Compound SOP		PFAS_DI_Prep
STW-LOC7A-082219	08/22/2019	320-53582-12	Byproduct 5	0.0033	UG/L	PQL		0.0020	J	Cl. Spec. Table 3 Compound SOP		PFAS_DI_Prep
STW-LOC7B-062719	06/27/2019	320-51902-5	R-EVE	0.0037	UG/L	PQL		0.0020	J	Cl. Spec. Table 3 Compound SOP		PFAS_DI_Prep
STW-LOC7B-062719	06/27/2019	320-51902-5	Byproduct 4	0.073	UG/L	PQL		0.0020	J	Cl. Spec. Table 3 Compound SOP		PFAS_DI_Prep
STW-LOC7B-062719	06/27/2019	320-51902-5	Byproduct 4	0.067	UG/L	PQL		0.0020	J	Cl. Spec. Table 3 Compound SOP		PFAS_DI_Prep
STW-LOC7B-062719	06/27/2019	320-51902-5	Byproduct 5	0.49	UG/L	PQL		0.0020	J	Cl. Spec. Table 3 Compound SOP		PFAS_DI_Prep
STW-LOC7B-062719	06/27/2019	320-51902-5	Byproduct 5	0.44	UG/L	PQL		0.0020	J	Cl. Spec. Table 3 Compound SOP		PFAS_DI_Prep
STW-LOC7B-062719-D	06/27/2019	320-51902-6	Byproduct 4	0.071	UG/L	PQL		0.0020	J	Cl. Spec. Table 3 Compound SOP		PFAS_DI_Prep
STW-LOC7B-062719-D	06/27/2019	320-51902-6	Byproduct 4	0.067	UG/L	PQL		0.0020	J	Cl. Spec. Table 3 Compound SOP		PFAS_DI_Prep
STW-LOC7B-062719-D	06/27/2019	320-51902-6	Byproduct 5	0.47	UG/L	PQL		0.0020	J	Cl. Spec. Table 3 Compound SOP		PFAS_DI_Prep
STW-LOC7B-062719-D	06/27/2019	320-51902-6	Byproduct 5	0.45	UG/L	PQL		0.0020	J	Cl. Spec. Table 3 Compound SOP		PFAS_DI_Prep

Validation Reason Associated MS and/or MSD analysis had relative percent recovery (RPR) values higher than the upper control limit. The reported result may be biased high.

Field Sample ID	Date Sampled	Lab Sample ID	Analyte	Result	Units	Type	MDL	PQL	Validation Qualifier	Analytical Method	Pre-prep	Prep
STW-LOC7B-082219	08/22/2019	320-53582-13	R-EVE	0.011	UG/L	PQL		0.0020	J	Cl. Spec. Table 3 Compound SOP		PFAS_DI_Prep
STW-LOC7B-082219	08/22/2019	320-53582-13	Byproduct 4	0.11	UG/L	PQL		0.0020	J	Cl. Spec. Table 3 Compound SOP		PFAS_DI_Prep
STW-LOC7B-082219	08/22/2019	320-53582-13	Byproduct 4	0.12	UG/L	PQL		0.0020	J	Cl. Spec. Table 3 Compound SOP		PFAS_DI_Prep
STW-LOC9-082219	08/22/2019	320-53582-15	R-EVE	0.017	UG/L	PQL		0.0020	J	Cl. Spec. Table 3 Compound SOP		PFAS_DI_Prep
STW-LOC9-082219	08/22/2019	320-53582-15	R-EVE	0.017	UG/L	PQL		0.0020	J	Cl. Spec. Table 3 Compound SOP		PFAS_DI_Prep
STW-LOC9-082219	08/22/2019	320-53582-15	Byproduct 4	0.081	UG/L	PQL		0.0020	J	Cl. Spec. Table 3 Compound SOP		PFAS_DI_Prep
STW-LOC9-082219	08/22/2019	320-53582-15	Byproduct 4	0.08	UG/L	PQL		0.0020	J	Cl. Spec. Table 3 Compound SOP		PFAS_DI_Prep
STW-LOC9-082219	08/22/2019	320-53582-15	Byproduct 5	0.16	UG/L	PQL		0.0020	J	Cl. Spec. Table 3 Compound SOP		PFAS_DI_Prep
STW-LOC9-082219	08/22/2019	320-53582-15	Byproduct 5	0.15	UG/L	PQL		0.0020	J	Cl. Spec. Table 3 Compound SOP		PFAS_DI_Prep
STW-LOC-24A-062719-D	06/27/2019	320-51907-12	R-EVE	0.0023	UG/L	PQL		0.0020	J	Cl. Spec. Table 3 Compound SOP		PFAS_DI_Prep
STW-LOC-24A-062719-D	06/27/2019	320-51907-12	R-EVE	0.0025	UG/L	PQL		0.0020	J	Cl. Spec. Table 3 Compound SOP		PFAS_DI_Prep
STW-LOC-24A-062719	06/27/2019	320-51907-11	R-EVE	0.0038	UG/L	PQL		0.0020	J	Cl. Spec. Table 3 Compound SOP		PFAS_DI_Prep
STW-LOC-24A-062719	06/27/2019	320-51907-11	R-EVE	0.0039	UG/L	PQL		0.0020	J	Cl. Spec. Table 3 Compound SOP		PFAS_DI_Prep
STW-LOC-24A-062719	06/27/2019	320-51907-11	Byproduct 4	0.0096	UG/L	PQL		0.0020	J	Cl. Spec. Table 3 Compound SOP		PFAS_DI_Prep
STW-LOC-21A-062719	06/27/2019	320-51907-7	R-EVE	0.0041	UG/L	PQL		0.0020	J	Cl. Spec. Table 3 Compound SOP		PFAS_DI_Prep
STW-LOC-21A-062719	06/27/2019	320-51907-7	R-EVE	0.0046	UG/L	PQL		0.0020	J	Cl. Spec. Table 3 Compound SOP		PFAS_DI_Prep
STW-LOC-21A-062719	06/27/2019	320-51907-7	Byproduct 4	0.019	UG/L	PQL		0.0020	J	Cl. Spec. Table 3 Compound		PFAS_DI_Prep

Validation Reason Associated MS and/or MSD analysis had relative percent recovery (RPR) values higher than the upper control limit. The reported result may be biased high.

Field Sample ID	Date Sampled	Lab Sample ID	Analyte	Result	Units	Type	MDL	PQL	Validation Qualifier	Analytical Method SOP	Pre-prep	Prep
STW-LOC-21A-062719	06/27/2019	320-51907-7	Byproduct 4	0.018	UG/L	PQL		0.0020	J	Cl. Spec. Table 3 Compound SOP		PFAS_DI_Prep
STW-LOC-21A-062719	06/27/2019	320-51907-7	Byproduct 5	0.011	UG/L	PQL		0.0020	J	Cl. Spec. Table 3 Compound SOP		PFAS_DI_Prep
STW-LOC-21A-062719	06/27/2019	320-51907-7	Byproduct 5	0.010	UG/L	PQL		0.0020	J	Cl. Spec. Table 3 Compound SOP		PFAS_DI_Prep
STW-LOC18-082119-3	08/21/2019	320-53640-7	R-EVE	0.0032	UG/L	PQL		0.0020	J	Cl. Spec. Table 3 Compound SOP		PFAS_DI_Prep
STW-LOC18-082119-3	08/21/2019	320-53640-7	R-EVE	0.0031	UG/L	PQL		0.0020	J	Cl. Spec. Table 3 Compound SOP		PFAS_DI_Prep
STW-LOC18-082119-3	08/21/2019	320-53640-7	Byproduct 4	0.0023	UG/L	PQL		0.0020	J	Cl. Spec. Table 3 Compound SOP		PFAS_DI_Prep
STW-LOC18-082119-3	08/21/2019	320-53640-7	Byproduct 4	0.0023	UG/L	PQL		0.0020	J	Cl. Spec. Table 3 Compound SOP		PFAS_DI_Prep
STW-LOC18-082119-1	08/21/2019	320-53640-5	Byproduct 4	0.0035	UG/L	PQL		0.0020	J	Cl. Spec. Table 3 Compound SOP		PFAS_DI_Prep
STW-LOC18-082119-1	08/21/2019	320-53640-5	Byproduct 4	0.0031	UG/L	PQL		0.0020	J	Cl. Spec. Table 3 Compound SOP		PFAS_DI_Prep
STW-LOC-6B-062719	06/27/2019	320-51907-2	R-EVE	0.0058	UG/L	PQL		0.0020	J	Cl. Spec. Table 3 Compound SOP		PFAS_DI_Prep
STW-LOC-6B-062719	06/27/2019	320-51907-2	R-EVE	0.0050	UG/L	PQL		0.0020	J	Cl. Spec. Table 3 Compound SOP		PFAS_DI_Prep
STW-LOC-6B-062719	06/27/2019	320-51907-2	Byproduct 4	0.013	UG/L	PQL		0.0020	J	Cl. Spec. Table 3 Compound SOP		PFAS_DI_Prep
STW-LOC-6B-062719	06/27/2019	320-51907-2	Byproduct 4	0.012	UG/L	PQL		0.0020	J	Cl. Spec. Table 3 Compound SOP		PFAS_DI_Prep
STW-LOC-6A-062719	06/27/2019	320-51907-1	R-EVE	0.0040	UG/L	PQL		0.0020	J	Cl. Spec. Table 3 Compound SOP		PFAS_DI_Prep
STW-LOC-6A-062719	06/27/2019	320-51907-1	R-EVE	0.0036	UG/L	PQL		0.0020	J	Cl. Spec. Table 3 Compound SOP		PFAS_DI_Prep
STW-LOC-6A-062719	06/27/2019	320-51907-1	Byproduct 4	0.0079	UG/L	PQL		0.0020	J	Cl. Spec. Table 3 Compound SOP		PFAS_DI_Prep

Validation Reason Associated MS and/or MSD analysis had relative percent recovery (RPR) values higher than the upper control limit. The reported result may be biased high.

Field Sample ID	Date Sampled	Lab Sample ID	Analyte	Result	Units	Type	MDL	PQL	Validation Qualifier	Analytical Method	Pre-prep	Prep
STW-LOC1-062819	06/28/2019	320-51902-3	Byproduct 4	0.0028	UG/L	PQL		0.0020	J	Cl. Spec. Table 3 Compound SOP		PFAS_DI_Prep
STW-LOC1-082219	08/22/2019	320-53582-11	R-EVE	0.0040	UG/L	PQL		0.0020	J	Cl. Spec. Table 3 Compound SOP		PFAS_DI_Prep
STW-LOC1-082219	08/22/2019	320-53582-11	R-EVE	0.0048	UG/L	PQL		0.0020	J	Cl. Spec. Table 3 Compound SOP		PFAS_DI_Prep
STW-LOC1-082219	08/22/2019	320-53582-11	Byproduct 4	0.015	UG/L	PQL		0.0020	J	Cl. Spec. Table 3 Compound SOP		PFAS_DI_Prep
STW-LOC1-082219	08/22/2019	320-53582-11	Byproduct 5	0.011	UG/L	PQL		0.0020	J	Cl. Spec. Table 3 Compound SOP		PFAS_DI_Prep
STW-LOC1-082219	08/22/2019	320-53582-11	Byproduct 5	0.011	UG/L	PQL		0.0020	J	Cl. Spec. Table 3 Compound SOP		PFAS_DI_Prep
STW-LOC10-082219	08/22/2019	320-53582-16	PFMOAA	0.49	ug/L	PQL		0.0050	J	Cl. Spec. Table 3 Compound SOP		PFAS_DI_Prep
STW-LOC10-082219	08/22/2019	320-53582-16	PFMOAA	0.49	ug/L	PQL		0.0050	J	Cl. Spec. Table 3 Compound SOP		PFAS_DI_Prep
STW-LOC10-082219	08/22/2019	320-53582-16	R-EVE	0.28	UG/L	PQL		0.0020	J	Cl. Spec. Table 3 Compound SOP		PFAS_DI_Prep
STW-LOC10-082219	08/22/2019	320-53582-16	R-EVE	0.29	UG/L	PQL		0.0020	J	Cl. Spec. Table 3 Compound SOP		PFAS_DI_Prep
STW-LOC10-082219	08/22/2019	320-53582-16	Byproduct 5	0.73	UG/L	PQL		0.0020	J	Cl. Spec. Table 3 Compound SOP		PFAS_DI_Prep
STW-LOC10-082219	08/22/2019	320-53582-16	Byproduct 5	0.73	UG/L	PQL		0.0020	J	Cl. Spec. Table 3 Compound SOP		PFAS_DI_Prep
STW-LOC12-082219	08/22/2019	320-53582-17	R-EVE	0.0035	UG/L	PQL		0.0020	J	Cl. Spec. Table 3 Compound SOP		PFAS_DI_Prep
STW-LOC12-082219	08/22/2019	320-53582-17	R-EVE	0.0026	UG/L	PQL		0.0020	J	Cl. Spec. Table 3 Compound SOP		PFAS_DI_Prep
STW-LOC12-082219	08/22/2019	320-53582-17	Byproduct 4	0.0092	UG/L	PQL		0.0020	J	Cl. Spec. Table 3 Compound SOP		PFAS_DI_Prep
STW-LOC12-082219	08/22/2019	320-53582-17	Byproduct 4	0.01	UG/L	PQL		0.0020	J	Cl. Spec. Table 3 Compound SOP		PFAS_DI_Prep
STW-LOC12-082219	08/22/2019	320-53582-17	Byproduct 5	0.0030	UG/L	PQL		0.0020	J	Cl. Spec. Table 3 Compound		PFAS_DI_Prep

Validation Reason Associated MS and/or MSD analysis had relative percent recovery (RPR) values higher than the upper control limit. The reported result may be biased high.

Field Sample ID	Date Sampled	Lab Sample ID	Analyte	Result	Units	Type	MDL	PQL	Validation Qualifier	Analytical Method SOP	Pre-prep	Prep
STW-LOC12-082219	08/22/2019	320-53582-17	Byproduct 5	0.0035	UG/L	PQL	5	0.0020	J	Cl. Spec. Table 3 Compound SOP		PFAS_DI_Prep
STW-LOC14-062819	06/28/2019	320-51902-10	Byproduct 5	0.0021	UG/L	PQL	5	0.0020	J	Cl. Spec. Table 3 Compound SOP		PFAS_DI_Prep
STW-LOC14-082219	08/22/2019	320-53582-18	Byproduct 4	0.0050	UG/L	PQL	4	0.0020	J	Cl. Spec. Table 3 Compound SOP		PFAS_DI_Prep
STW-LOC14-082219	08/22/2019	320-53582-18	Byproduct 4	0.0047	UG/L	PQL	4	0.0020	J	Cl. Spec. Table 3 Compound SOP		PFAS_DI_Prep
STW-LOC15-062819	06/28/2019	320-51902-11	R-EVE	0.033	UG/L	PQL		0.0020	J	Cl. Spec. Table 3 Compound SOP		PFAS_DI_Prep
STW-LOC15-062819	06/28/2019	320-51902-11	Byproduct 4	0.080	UG/L	PQL	4	0.0020	J	Cl. Spec. Table 3 Compound SOP		PFAS_DI_Prep
STW-LOC15-062819	06/28/2019	320-51902-11	Byproduct 4	0.072	UG/L	PQL	4	0.0020	J	Cl. Spec. Table 3 Compound SOP		PFAS_DI_Prep
STW-LOC15-062819	06/28/2019	320-51902-11	Byproduct 5	0.25	UG/L	PQL	5	0.0020	J	Cl. Spec. Table 3 Compound SOP		PFAS_DI_Prep
STW-LOC15-062819	06/28/2019	320-51902-11	Byproduct 5	0.23	UG/L	PQL	5	0.0020	J	Cl. Spec. Table 3 Compound SOP		PFAS_DI_Prep
STW-LOC15-082119	08/21/2019	320-53641-2	R-EVE	0.026	UG/L	PQL		0.0020	J	Cl. Spec. Table 3 Compound SOP		PFAS_DI_Prep
STW-LOC15-082119	08/21/2019	320-53641-2	R-EVE	0.025	UG/L	PQL		0.0020	J	Cl. Spec. Table 3 Compound SOP		PFAS_DI_Prep
STW-LOC15-082119	08/21/2019	320-53641-2	Byproduct 4	0.14	UG/L	PQL	4	0.0020	J	Cl. Spec. Table 3 Compound SOP		PFAS_DI_Prep
STW-LOC15-082119	08/21/2019	320-53641-2	Byproduct 4	0.13	UG/L	PQL	4	0.0020	J	Cl. Spec. Table 3 Compound SOP		PFAS_DI_Prep
STW-LOC15-082119	08/21/2019	320-53641-2	Byproduct 5	0.35	UG/L	PQL	5	0.0020	J	Cl. Spec. Table 3 Compound SOP		PFAS_DI_Prep
STW-LOC15-082119	08/21/2019	320-53641-2	Byproduct 5	0.34	UG/L	PQL	5	0.0020	J	Cl. Spec. Table 3 Compound SOP		PFAS_DI_Prep
STW-LOC15-082219	08/22/2019	320-53582-19	R-EVE	0.015	UG/L	PQL		0.0020	J	Cl. Spec. Table 3 Compound SOP		PFAS_DI_Prep

Validation Reason

Associated MS and/or MSD analysis had relative percent recovery (RPR) values higher than the upper control limit. The reported result may be biased high.

Field Sample ID	Date Sampled	Lab Sample ID	Analyte	Result	Units	Type	MDL	PQL	Validation Qualifier	Analytical Method	Pre-prep	Prep
STW-LOC15-082219	08/22/2019	320-53582-19	R-EVE	0.016	UG/L	PQL		0.0020	J	Cl. Spec. Table 3 Compound SOP		PFAS_DI_Prep
STW-LOC15-082219	08/22/2019	320-53582-19	Byproduct 4	0.063	UG/L	PQL		0.0020	J	Cl. Spec. Table 3 Compound SOP		PFAS_DI_Prep
STW-LOC15-082219	08/22/2019	320-53582-19	Byproduct 4	0.058	UG/L	PQL		0.0020	J	Cl. Spec. Table 3 Compound SOP		PFAS_DI_Prep
STW-LOC15-082219	08/22/2019	320-53582-19	Byproduct 5	0.14	UG/L	PQL		0.0020	J	Cl. Spec. Table 3 Compound SOP		PFAS_DI_Prep
STW-LOC15-082219	08/22/2019	320-53582-19	Byproduct 5	0.14	UG/L	PQL		0.0020	J	Cl. Spec. Table 3 Compound SOP		PFAS_DI_Prep

Validation Reason High relative percent difference (RPD) observed between field duplicate and parent sample. The reported result may be imprecise.

Field Sample ID	Date Sampled	Lab Sample ID	Analyte	Result	Units	Type	MDL	PQL	Validation Qualifier	Analytical Method	Pre-prep	Prep
STW-LOC20-082219	08/22/2019	320-53582-20	Hfpo Dimer Acid	0.049	UG/L	PQL		0.0040	J	537 Modified		3535_PFC
STW-LOC20-082219-D	08/22/2019	320-53641-1	Hfpo Dimer Acid	0.071	UG/L	PQL		0.0040	J	537 Modified		3535_PFC
STW-LOC24A-082119	08/21/2019	320-53582-8	PFOS	0.027	UG/L	PQL		0.0020	J	537 Modified		3535_PFC
STW-LOC24A-082119	08/21/2019	320-53582-8	R-EVE	0.0058	UG/L	PQL		0.0020	J	Cl. Spec. Table 3 Compound SOP		PFAS_DI_Prep
STW-LOC24A-082119-D	08/21/2019	320-53582-9	PFOS	0.022	UG/L	PQL		0.0020	J	537 Modified		3535_PFC
STW-LOC24A-082119-D	08/21/2019	320-53582-9	R-EVE	0.0029	UG/L	PQL		0.0020	J	Cl. Spec. Table 3 Compound SOP		PFAS_DI_Prep
STW-LOC-24A-062719-D	06/27/2019	320-51907-12	Byproduct 4	0.0044	UG/L	PQL		0.0020	J	Cl. Spec. Table 3 Compound SOP		PFAS_DI_Prep
STW-LOC-24A-062719-D	06/27/2019	320-51907-12	Byproduct 4	0.0050	UG/L	PQL		0.0020	J	Cl. Spec. Table 3 Compound SOP		PFAS_DI_Prep
STW-LOC-24A-062719-D	06/27/2019	320-51907-12	PFOS	0.03	UG/L	PQL		0.0020	J	537 Modified		3535_PFC
STW-LOC-24A-062719	06/27/2019	320-51907-11	PFOS	0.017	UG/L	PQL		0.0020	J	537 Modified		3535_PFC
STW-LOC-24A-062719	06/27/2019	320-51907-11	Byproduct 4	0.0093	UG/L	PQL		0.0020	J	Cl. Spec. Table 3 Compound SOP		PFAS_DI_Prep
STW-LOC-24A-062719	06/27/2019	320-51907-11	PFOA	0.0088	UG/L	PQL		0.0020	J	537 Modified		3535_PFC
STW-LOC-24A-062719-D	06/27/2019	320-51907-12	PFOA	0.011	UG/L	PQL		0.0020	J	537 Modified		3535_PFC

Validation Reason

Only one surrogate has relative percent recovery (RPR) values outside control limits and the parameter is a PFC (Detects).

Field Sample ID	Date Sampled	Lab Sample ID	Analyte	Result	Units	Type	MDL	PQL	Validation Qualifier	Analytical Method	Pre-prep	Prep
STW-LOC-23B-062719	06/27/2019	320-51907-10	6:2 Fluorotelomer sulfonate	0.02	ug/L	PQL		0.020	J	537 Modified		3535_PFC
STW-LOC-22-062719	06/27/2019	320-51907-8	Hfpo Dimer Acid	0.13	UG/L	PQL		0.0040	J	537 Modified		3535_PFC
STW-LOC-22-062719	06/27/2019	320-51907-8	Perfluorohexanoic Acid	0.021	UG/L	PQL		0.0020	J	537 Modified		3535_PFC
STW-LOC-19A-062719	06/27/2019	320-51907-5	Perfluorohexanoic Acid	0.0061	UG/L	PQL		0.0020	J	537 Modified		3535_PFC
STW-LOC-19A-062719	06/27/2019	320-51907-5	PFOA	0.0031	UG/L	PQL		0.0020	J	537 Modified		3535_PFC
STW-LOC-19A-062719	06/27/2019	320-51907-5	Perfluorobutanoic Acid	0.0024	UG/L	PQL		0.0020	J	537 Modified		3535_PFC
STW-LOC-19A-062719	06/27/2019	320-51907-5	Perfluoroheptanoic Acid	0.0033	UG/L	PQL		0.0020	J	537 Modified		3535_PFC
STW-LOC-19A-062719	06/27/2019	320-51907-5	Hfpo Dimer Acid	0.0045	UG/L	PQL		0.0040	J	537 Modified		3535_PFC
STW-LOC18-082119-2	08/21/2019	320-53640-6	Perfluorobutanoic Acid	0.0071	UG/L	PQL		0.0020	J	537 Modified		3535_PFC
STW-LOC18-082119-1	08/21/2019	320-53640-5	Perfluoropentanoic Acid	0.0037	UG/L	PQL		0.0020	J	537 Modified		3535_PFC

Validation Reason Quality review criteria exceeded between the REP (laboratory replicate) and parent sample. The reported result may be imprecise.

Field Sample ID	Date Sampled	Lab Sample ID	Analyte	Result	Units	Type	MDL	PQL	Validation Qualifier	Analytical Method	Pre-prep	Prep
STW-LOC21A-082119	08/21/2019	320-53582-6	PFMOAA	0.0095	ug/L	PQL		0.0050	J	Cl. Spec. Table 3 Compound SOP		PFAS_DI_Prep
STW-LOC21A-082119	08/21/2019	320-53582-6	PFMOAA	0.0067	ug/L	PQL		0.0050	J	Cl. Spec. Table 3 Compound SOP		PFAS_DI_Prep
STW-LOC21A-082119	08/21/2019	320-53582-6	R-EVE	0.026	UG/L	PQL		0.0020	J	Cl. Spec. Table 3 Compound SOP		PFAS_DI_Prep
STW-LOC21A-082119	08/21/2019	320-53582-6	Byproduct 5	0.02	UG/L	PQL		0.0020	J	Cl. Spec. Table 3 Compound SOP		PFAS_DI_Prep
STW-LOC22-082119	08/21/2019	320-53582-7	NVHOS	0.014	UG/L	PQL		0.0020	J	Cl. Spec. Table 3 Compound SOP		PFAS_DI_Prep
STW-LOC23A-082119-4	08/21/2019	320-53640-4	PFO5DA	0.021	ug/L	PQL		0.0067	J	Cl. Spec. Table 3 Compound SOP		PFAS_DI_Prep
STW-LOC23A-082119-4	08/21/2019	320-53640-4	PFO5DA	0.017	ug/L	PQL		0.0067	J	Cl. Spec. Table 3 Compound SOP		PFAS_DI_Prep
STW-LOC24A-082119	08/21/2019	320-53582-8	Byproduct 4	0.012	UG/L	PQL		0.0020	J	Cl. Spec. Table 3 Compound SOP		PFAS_DI_Prep
STW-LOC24B-062719	06/27/2019	320-51902-1	Byproduct 5	0.01	UG/L	PQL		0.0020	J	Cl. Spec. Table 3 Compound SOP		PFAS_DI_Prep
STW-LOC24B-082119	08/21/2019	320-53582-10	Byproduct 4	0.0079	UG/L	PQL		0.0020	J	Cl. Spec. Table 3 Compound SOP		PFAS_DI_Prep
STW-LOC24C-062719	06/27/2019	320-51902-2	R-EVE	0.0052	UG/L	PQL		0.0020	J	Cl. Spec. Table 3 Compound SOP		PFAS_DI_Prep
STW-LOC24C-062719	06/27/2019	320-51902-2	Byproduct 4	0.013	UG/L	PQL		0.0020	J	Cl. Spec. Table 3 Compound SOP		PFAS_DI_Prep
STW-LOC24C-062719	06/27/2019	320-51902-2	Byproduct 5	0.0053	UG/L	PQL		0.0020	J	Cl. Spec. Table 3 Compound SOP		PFAS_DI_Prep
STW-LOC24C-082119	08/21/2019	320-53582-3	R-EVE	0.0044	UG/L	PQL		0.0020	J	Cl. Spec. Table 3 Compound SOP		PFAS_DI_Prep
STW-LOC6B-082119	08/21/2019	320-53582-2	Byproduct 4	0.012	UG/L	PQL		0.0020	J	Cl. Spec. Table 3 Compound SOP		PFAS_DI_Prep
STW-LOC7A-082219	08/22/2019	320-53582-12	Byproduct 4	0.01	UG/L	PQL		0.0020	J	Cl. Spec. Table 3 Compound SOP		PFAS_DI_Prep
STW-LOC7B-082219	08/22/2019	320-53582-13	R-EVE	0.0091	UG/L	PQL		0.0020	J	Cl. Spec. Table 3 Compound SOP		PFAS_DI_Prep

Validation Reason Quality review criteria exceeded between the REP (laboratory replicate) and parent sample. The reported result may be imprecise.

Field Sample ID	Date Sampled	Lab Sample ID	Analyte	Result	Units	Type	MDL	PQL	Validation Qualifier	Analytical Method	Pre-prep	Prep
STW-LOC8-062819	06/28/2019	320-51902-7	R-EVE	0.029	UG/L	PQL		0.0070	J	Cl. Spec. Table 3 Compound SOP		PFAS_DI_Prep
STW-LOC8-062819	06/28/2019	320-51902-7	R-EVE	0.033	UG/L	PQL		0.0070	J	Cl. Spec. Table 3 Compound SOP		PFAS_DI_Prep
STW-LOC8-082219	08/22/2019	320-53582-14	R-EVE	0.039	UG/L	PQL		0.014	J	Cl. Spec. Table 3 Compound SOP		PFAS_DI_Prep
STW-LOC8-082219	08/22/2019	320-53582-14	R-EVE	0.047	UG/L	PQL		0.014	J	Cl. Spec. Table 3 Compound SOP		PFAS_DI_Prep
STW-LOC9-082219	08/22/2019	320-53582-15	PFMOAA	0.025	ug/L	PQL		0.0050	J	Cl. Spec. Table 3 Compound SOP		PFAS_DI_Prep
STW-LOC9-082219	08/22/2019	320-53582-15	PFMOAA	0.022	ug/L	PQL		0.0050	J	Cl. Spec. Table 3 Compound SOP		PFAS_DI_Prep
STW-LOC-22-062719	06/27/2019	320-51907-8	PFESA-BP2	0.13	ug/L	PQL		0.030	J	Cl. Spec. Table 3 Compound SOP		PFAS_DI_Prep
STW-LOC-22-062719	06/27/2019	320-51907-8	PFESA-BP2	0.15	ug/L	PQL		0.030	J	Cl. Spec. Table 3 Compound SOP		PFAS_DI_Prep
STW-LOC-22-062719	06/27/2019	320-51907-8	NVHOS	0.065	UG/L	PQL		0.011	J	Cl. Spec. Table 3 Compound SOP		PFAS_DI_Prep
STW-LOC-22-062719	06/27/2019	320-51907-8	NVHOS	0.077	UG/L	PQL		0.011	J	Cl. Spec. Table 3 Compound SOP		PFAS_DI_Prep
STW-LOC-16-062819	06/28/2019	320-51907-3	PFO5DA	14.0	ug/L	PQL		0.34	J	Cl. Spec. Table 3 Compound SOP		PFAS_DI_Prep
STW-LOC-6A-062719	06/27/2019	320-51907-1	Byproduct 4	0.0091	UG/L	PQL		0.0020	J	Cl. Spec. Table 3 Compound SOP		PFAS_DI_Prep
STW-LOC1-082219	08/22/2019	320-53582-11	Byproduct 4	0.013	UG/L	PQL		0.0020	J	Cl. Spec. Table 3 Compound SOP		PFAS_DI_Prep
STW-LOC15-062819	06/28/2019	320-51902-11	R-EVE	0.028	UG/L	PQL		0.0020	J	Cl. Spec. Table 3 Compound SOP		PFAS_DI_Prep

Validation Reason

The analysis hold time for this sample was exceeded by a factor of 2. The reported result may be biased low.

Field Sample ID	Date Sampled	Lab Sample ID	Analyte	Result	Units	Type	MDL	PQL	Validation Qualifier	Analytical Method	Pre-prep	Prep
STW-LOC-24A-062719-D	06/27/2019	320-51907-12	PMPA	0.030	UG/L	PQL		0.010	J	Cl. Spec. Table 3 Compound SOP		PFAS_DI_Prep
STW-LOC-24A-062719-D	06/27/2019	320-51907-12	PMPA	0.028	UG/L	PQL		0.010	J	Cl. Spec. Table 3 Compound SOP		PFAS_DI_Prep
STW-LOC-24A-062719-D	06/27/2019	320-51907-12	NVHOS	0.0020	UG/L	PQL		0.0020	J	Cl. Spec. Table 3 Compound SOP		PFAS_DI_Prep
STW-LOC-24A-062719-D	06/27/2019	320-51907-12	NVHOS	0.0020	UG/L	PQL		0.0020	J	Cl. Spec. Table 3 Compound SOP		PFAS_DI_Prep
STW-LOC-24A-062719	06/27/2019	320-51907-11	PMPA	0.026	UG/L	PQL		0.010	J	Cl. Spec. Table 3 Compound SOP		PFAS_DI_Prep
STW-LOC-24A-062719	06/27/2019	320-51907-11	PMPA	0.029	UG/L	PQL		0.010	J	Cl. Spec. Table 3 Compound SOP		PFAS_DI_Prep
STW-LOC-24A-062719	06/27/2019	320-51907-11	PFO2HxA	0.014	ug/L	PQL		0.0020	J	Cl. Spec. Table 3 Compound SOP		PFAS_DI_Prep
STW-LOC-24A-062719	06/27/2019	320-51907-11	PFO2HxA	0.014	ug/L	PQL		0.0020	J	Cl. Spec. Table 3 Compound SOP		PFAS_DI_Prep
STW-LOC-24A-062719	06/27/2019	320-51907-11	PFO3OA	0.0021	ug/L	PQL		0.0020	J	Cl. Spec. Table 3 Compound SOP		PFAS_DI_Prep
STW-LOC-24A-062719	06/27/2019	320-51907-11	PFO3OA	0.0022	ug/L	PQL		0.0020	J	Cl. Spec. Table 3 Compound SOP		PFAS_DI_Prep
STW-LOC-23B-062719	06/27/2019	320-51907-10	R-EVE	0.21	UG/L	PQL		0.014	J	Cl. Spec. Table 3 Compound SOP		PFAS_DI_Prep
STW-LOC-23B-062719	06/27/2019	320-51907-10	R-EVE	0.19	UG/L	PQL		0.014	J	Cl. Spec. Table 3 Compound SOP		PFAS_DI_Prep
STW-LOC-23B-062719	06/27/2019	320-51907-10	Byproduct 4	0.58	UG/L	PQL		0.032	J	Cl. Spec. Table 3 Compound SOP		PFAS_DI_Prep
STW-LOC-23B-062719	06/27/2019	320-51907-10	Byproduct 4	0.56	UG/L	PQL		0.032	J	Cl. Spec. Table 3 Compound SOP		PFAS_DI_Prep
STW-LOC-23B-062719	06/27/2019	320-51907-10	Byproduct 5	0.45	UG/L	PQL		0.012	J	Cl. Spec. Table 3 Compound SOP		PFAS_DI_Prep
STW-LOC-23B-062719	06/27/2019	320-51907-10	Byproduct 5	0.44	UG/L	PQL		0.012	J	Cl. Spec. Table 3 Compound SOP		PFAS_DI_Prep
STW-LOC-23B-062719	06/27/2019	320-51907-10	Byproduct 6	0.0045	UG/L	PQL		0.0031	J	Cl. Spec. Table 3 Compound SOP		PFAS_DI_Prep

Validation Reason

The analysis hold time for this sample was exceeded by a factor of 2. The reported result may be biased low.

Field Sample ID	Date Sampled	Lab Sample ID	Analyte	Result	Units	Type	MDL	PQL	Validation Qualifier	Analytical Method	Pre-prep	Prep
STW-LOC-23B-062719	06/27/2019	320-51907-10	Byproduct 6	0.0043	UG/L	PQL		0.0031	J	Cl. Spec. Table 3 Compound SOP		PFAS_DI_Prep
STW-LOC-23B-062719	06/27/2019	320-51907-10	EVE Acid	0.0051	UG/L	PQL		0.0049	J	Cl. Spec. Table 3 Compound SOP		PFAS_DI_Prep
STW-LOC-23B-062719	06/27/2019	320-51907-10	EVE Acid	0.0052	UG/L	PQL		0.0049	J	Cl. Spec. Table 3 Compound SOP		PFAS_DI_Prep
STW-LOC-23B-062719	06/27/2019	320-51907-10	PFESA-BP2	0.11	ug/L	PQL		0.0061	J	Cl. Spec. Table 3 Compound SOP		PFAS_DI_Prep
STW-LOC-23B-062719	06/27/2019	320-51907-10	PFESA-BP2	0.11	ug/L	PQL		0.0061	J	Cl. Spec. Table 3 Compound SOP		PFAS_DI_Prep
STW-LOC-23B-062719	06/27/2019	320-51907-10	Hydro-EVE Acid	0.021	UG/L	PQL		0.0056	J	Cl. Spec. Table 3 Compound SOP		PFAS_DI_Prep
STW-LOC-23B-062719	06/27/2019	320-51907-10	Hydro-EVE Acid	0.020	UG/L	PQL		0.0056	J	Cl. Spec. Table 3 Compound SOP		PFAS_DI_Prep
STW-LOC-23B-062719	06/27/2019	320-51907-10	PMPA	19	UG/L	PQL		0.11	J	Cl. Spec. Table 3 Compound SOP		PFAS_DI_Prep
STW-LOC-23B-062719	06/27/2019	320-51907-10	PMPA	18	UG/L	PQL		0.11	J	Cl. Spec. Table 3 Compound SOP		PFAS_DI_Prep
STW-LOC-23B-062719	06/27/2019	320-51907-10	PFO2HxA	0.15	ug/L	PQL		0.016	J	Cl. Spec. Table 3 Compound SOP		PFAS_DI_Prep
STW-LOC-23B-062719	06/27/2019	320-51907-10	PFO2HxA	0.15	ug/L	PQL		0.016	J	Cl. Spec. Table 3 Compound SOP		PFAS_DI_Prep
STW-LOC-23B-062719	06/27/2019	320-51907-10	PFO3OA	0.067	ug/L	PQL		0.012	J	Cl. Spec. Table 3 Compound SOP		PFAS_DI_Prep
STW-LOC-23B-062719	06/27/2019	320-51907-10	PFO3OA	0.064	ug/L	PQL		0.012	J	Cl. Spec. Table 3 Compound SOP		PFAS_DI_Prep
STW-LOC-23B-062719	06/27/2019	320-51907-10	PFO4DA	0.061	ug/L	PQL		0.016	J	Cl. Spec. Table 3 Compound SOP		PFAS_DI_Prep
STW-LOC-23B-062719	06/27/2019	320-51907-10	PFO4DA	0.061	ug/L	PQL		0.016	J	Cl. Spec. Table 3 Compound SOP		PFAS_DI_Prep
STW-LOC-23B-062719	06/27/2019	320-51907-10	PFO5DA	0.077	ug/L	PQL		0.0067	J	Cl. Spec. Table 3 Compound SOP		PFAS_DI_Prep
STW-LOC-23B-062719	06/27/2019	320-51907-10	PFO5DA	0.071	ug/L	PQL		0.0067	J	Cl. Spec. Table 3 Compound SOP		PFAS_DI_Prep

Validation Reason

The analysis hold time for this sample was exceeded by a factor of 2. The reported result may be biased low.

Field Sample ID	Date Sampled	Lab Sample ID	Analyte	Result	Units	Type	MDL	PQL	Validation Qualifier	Analytical Method	Pre-prep	Prep
STW-LOC-23B-062719	06/27/2019	320-51907-10	PFMOAA	0.16	ug/L	PQL		0.042	J	Cl. Spec. Table 3 Compound SOP		PFAS_DI_Prep
STW-LOC-23B-062719	06/27/2019	320-51907-10	PFMOAA	0.15	ug/L	PQL		0.042	J	Cl. Spec. Table 3 Compound SOP		PFAS_DI_Prep
STW-LOC-23B-062719	06/27/2019	320-51907-10	PEPA	8.5	UG/L	PQL		0.020	J	Cl. Spec. Table 3 Compound SOP		PFAS_DI_Prep
STW-LOC-23B-062719	06/27/2019	320-51907-10	PEPA	8.2	UG/L	PQL		0.020	J	Cl. Spec. Table 3 Compound SOP		PFAS_DI_Prep
STW-LOC-23B-062719	06/27/2019	320-51907-10	PFESA-BP1	0.049	UG/L	PQL		0.0053	J	Cl. Spec. Table 3 Compound SOP		PFAS_DI_Prep
STW-LOC-23B-062719	06/27/2019	320-51907-10	PFESA-BP1	0.047	UG/L	PQL		0.0053	J	Cl. Spec. Table 3 Compound SOP		PFAS_DI_Prep
STW-LOC-23B-062719	06/27/2019	320-51907-10	NVHOS	0.033	UG/L	PQL		0.011	J	Cl. Spec. Table 3 Compound SOP		PFAS_DI_Prep
STW-LOC-23B-062719	06/27/2019	320-51907-10	NVHOS	0.033	UG/L	PQL		0.011	J	Cl. Spec. Table 3 Compound SOP		PFAS_DI_Prep
STW-LOC-22-062719	06/27/2019	320-51907-8	PFESA-BP2	0.15	ug/L	PQL		0.0061	J	Cl. Spec. Table 3 Compound SOP		PFAS_DI_Prep
STW-LOC-22-062719	06/27/2019	320-51907-8	PFESA-BP2	0.16	ug/L	PQL		0.0061	J	Cl. Spec. Table 3 Compound SOP		PFAS_DI_Prep
STW-LOC-22-062719	06/27/2019	320-51907-8	R-EVE	0.054	UG/L	PQL		0.014	J	Cl. Spec. Table 3 Compound SOP		PFAS_DI_Prep
STW-LOC-22-062719	06/27/2019	320-51907-8	R-EVE	0.053	UG/L	PQL		0.014	J	Cl. Spec. Table 3 Compound SOP		PFAS_DI_Prep
STW-LOC-22-062719	06/27/2019	320-51907-8	Byproduct 4	0.50	UG/L	PQL		0.032	J	Cl. Spec. Table 3 Compound SOP		PFAS_DI_Prep
STW-LOC-22-062719	06/27/2019	320-51907-8	Byproduct 4	0.48	UG/L	PQL		0.032	J	Cl. Spec. Table 3 Compound SOP		PFAS_DI_Prep
STW-LOC-22-062719	06/27/2019	320-51907-8	Byproduct 5	13	UG/L	PQL		0.012	J	Cl. Spec. Table 3 Compound SOP		PFAS_DI_Prep
STW-LOC-22-062719	06/27/2019	320-51907-8	Byproduct 5	14	UG/L	PQL		0.012	J	Cl. Spec. Table 3 Compound SOP		PFAS_DI_Prep
STW-LOC-22-062719	06/27/2019	320-51907-8	Byproduct 6	0.023	UG/L	PQL		0.0031	J	Cl. Spec. Table 3 Compound SOP		PFAS_DI_Prep

Validation Reason

The analysis hold time for this sample was exceeded by a factor of 2. The reported result may be biased low.

Field Sample ID	Date Sampled	Lab Sample ID	Analyte	Result	Units	Type	MDL	PQL	Validation Qualifier	Analytical Method	Pre-prep	Prep
STW-LOC-22-062719	06/27/2019	320-51907-8	Byproduct 6	0.023	UG/L	PQL		0.0031	J	Cl. Spec. Table 3 Compound SOP		PFAS_DI_Prep
STW-LOC-22-062719	06/27/2019	320-51907-8	PFMOAA	0.22	ug/L	PQL		0.042	J	Cl. Spec. Table 3 Compound SOP		PFAS_DI_Prep
STW-LOC-22-062719	06/27/2019	320-51907-8	PFMOAA	0.22	ug/L	PQL		0.042	J	Cl. Spec. Table 3 Compound SOP		PFAS_DI_Prep
STW-LOC-22-062719	06/27/2019	320-51907-8	PMPA	1.5	UG/L	PQL		0.11	J	Cl. Spec. Table 3 Compound SOP		PFAS_DI_Prep
STW-LOC-22-062719	06/27/2019	320-51907-8	PMPA	1.6	UG/L	PQL		0.11	J	Cl. Spec. Table 3 Compound SOP		PFAS_DI_Prep
STW-LOC-22-062719	06/27/2019	320-51907-8	PEPA	0.21	UG/L	PQL		0.020	J	Cl. Spec. Table 3 Compound SOP		PFAS_DI_Prep
STW-LOC-22-062719	06/27/2019	320-51907-8	PEPA	0.22	UG/L	PQL		0.020	J	Cl. Spec. Table 3 Compound SOP		PFAS_DI_Prep
STW-LOC-22-062719	06/27/2019	320-51907-8	PFESA-BP1	0.18	UG/L	PQL		0.0053	J	Cl. Spec. Table 3 Compound SOP		PFAS_DI_Prep
STW-LOC-22-062719	06/27/2019	320-51907-8	PFESA-BP1	0.17	UG/L	PQL		0.0053	J	Cl. Spec. Table 3 Compound SOP		PFAS_DI_Prep
STW-LOC-22-062719	06/27/2019	320-51907-8	PFO2HxA	0.54	ug/L	PQL		0.016	J	Cl. Spec. Table 3 Compound SOP		PFAS_DI_Prep
STW-LOC-22-062719	06/27/2019	320-51907-8	PFO2HxA	0.58	ug/L	PQL		0.016	J	Cl. Spec. Table 3 Compound SOP		PFAS_DI_Prep
STW-LOC-22-062719	06/27/2019	320-51907-8	PFO3OA	0.027	ug/L	PQL		0.012	J	Cl. Spec. Table 3 Compound SOP		PFAS_DI_Prep
STW-LOC-22-062719	06/27/2019	320-51907-8	PFO3OA	0.027	ug/L	PQL		0.012	J	Cl. Spec. Table 3 Compound SOP		PFAS_DI_Prep
STW-LOC-22-062719	06/27/2019	320-51907-8	PFO4DA	0.032	ug/L	PQL		0.016	J	Cl. Spec. Table 3 Compound SOP		PFAS_DI_Prep
STW-LOC-22-062719	06/27/2019	320-51907-8	PFO4DA	0.031	ug/L	PQL		0.016	J	Cl. Spec. Table 3 Compound SOP		PFAS_DI_Prep
STW-LOC-21A-062719	06/27/2019	320-51907-7	PFESA-BP2	0.0022	ug/L	PQL		0.0020	J	Cl. Spec. Table 3 Compound SOP		PFAS_DI_Prep
STW-LOC-21A-062719	06/27/2019	320-51907-7	PFESA-BP2	0.0023	ug/L	PQL		0.0020	J	Cl. Spec. Table 3 Compound SOP		PFAS_DI_Prep

Validation Reason

The analysis hold time for this sample was exceeded by a factor of 2. The reported result may be biased low.

Field Sample ID	Date Sampled	Lab Sample ID	Analyte	Result	Units	Type	MDL	PQL	Validation Qualifier	Analytical Method	Pre-prep	Prep
STW-LOC-21A-062719	06/27/2019	320-51907-7	PFESA-BP1	0.0097	UG/L	PQL		0.0020	J	Cl. Spec. Table 3 Compound SOP		PFAS_DI_Prep
STW-LOC-21A-062719	06/27/2019	320-51907-7	PFESA-BP1	0.0095	UG/L	PQL		0.0020	J	Cl. Spec. Table 3 Compound SOP		PFAS_DI_Prep
STW-LOC-21A-062719	06/27/2019	320-51907-7	PFO2HxA	0.015	ug/L	PQL		0.0020	J	Cl. Spec. Table 3 Compound SOP		PFAS_DI_Prep
STW-LOC-21A-062719	06/27/2019	320-51907-7	PFO2HxA	0.015	ug/L	PQL		0.0020	J	Cl. Spec. Table 3 Compound SOP		PFAS_DI_Prep
STW-LOC-21A-062719	06/27/2019	320-51907-7	PFO3OA	0.0029	ug/L	PQL		0.0020	J	Cl. Spec. Table 3 Compound SOP		PFAS_DI_Prep
STW-LOC-21A-062719	06/27/2019	320-51907-7	PFO3OA	0.0030	ug/L	PQL		0.0020	J	Cl. Spec. Table 3 Compound SOP		PFAS_DI_Prep
STW-LOC-21A-062719	06/27/2019	320-51907-7	PMPA	0.033	UG/L	PQL		0.010	J	Cl. Spec. Table 3 Compound SOP		PFAS_DI_Prep
STW-LOC-21A-062719	06/27/2019	320-51907-7	PMPA	0.032	UG/L	PQL		0.010	J	Cl. Spec. Table 3 Compound SOP		PFAS_DI_Prep
STW-LOC-19A-062719	06/27/2019	320-51907-5	PFO2HxA	0.0026	ug/L	PQL		0.0020	J	Cl. Spec. Table 3 Compound SOP		PFAS_DI_Prep
STW-LOC-19A-062719	06/27/2019	320-51907-5	PFO2HxA	0.0028	ug/L	PQL		0.0020	J	Cl. Spec. Table 3 Compound SOP		PFAS_DI_Prep
STW-LOC-21A-062719	06/27/2019	320-51907-7	NVHOS	0.0025	UG/L	PQL		0.0020	J	Cl. Spec. Table 3 Compound SOP		PFAS_DI_Prep
STW-LOC-21A-062719	06/27/2019	320-51907-7	NVHOS	0.0023	UG/L	PQL		0.0020	J	Cl. Spec. Table 3 Compound SOP		PFAS_DI_Prep
STW-LOC-19B-062719	06/27/2019	320-51907-6	PFESA-BP2	0.021	ug/L	PQL		0.0020	J	Cl. Spec. Table 3 Compound SOP		PFAS_DI_Prep
STW-LOC-19B-062719	06/27/2019	320-51907-6	PFESA-BP2	0.021	ug/L	PQL		0.0020	J	Cl. Spec. Table 3 Compound SOP		PFAS_DI_Prep
STW-LOC-19B-062719	06/27/2019	320-51907-6	PFO2HxA	0.0031	ug/L	PQL		0.0020	J	Cl. Spec. Table 3 Compound SOP		PFAS_DI_Prep
STW-LOC-19B-062719	06/27/2019	320-51907-6	PFO2HxA	0.0030	ug/L	PQL		0.0020	J	Cl. Spec. Table 3 Compound SOP		PFAS_DI_Prep
STW-LOC-6B-062719	06/27/2019	320-51907-2	PMPA	0.023	UG/L	PQL		0.010	J	Cl. Spec. Table 3 Compound SOP		PFAS_DI_Prep

Validation Reason

The analysis hold time for this sample was exceeded by a factor of 2. The reported result may be biased low.

Field Sample ID	Date Sampled	Lab Sample ID	Analyte	Result	Units	Type	MDL	PQL	Validation Qualifier	Analytical Method	Pre-prep	Prep
STW-LOC-6B-062719	06/27/2019	320-51907-2	PMPA	0.023	UG/L	PQL		0.010	J	Cl. Spec. Table 3 Compound SOP		PFAS_DI_Prep
STW-LOC-6A-062719	06/27/2019	320-51907-1	PFO2HxA	0.011	ug/L	PQL		0.0020	J	Cl. Spec. Table 3 Compound SOP		PFAS_DI_Prep
STW-LOC-6A-062719	06/27/2019	320-51907-1	PFO2HxA	0.011	ug/L	PQL		0.0020	J	Cl. Spec. Table 3 Compound SOP		PFAS_DI_Prep
STW-LOC-6A-062719	06/27/2019	320-51907-1	PMPA	0.023	UG/L	PQL		0.010	J	Cl. Spec. Table 3 Compound SOP		PFAS_DI_Prep
STW-LOC-6A-062719	06/27/2019	320-51907-1	PMPA	0.023	UG/L	PQL		0.010	J	Cl. Spec. Table 3 Compound SOP		PFAS_DI_Prep
STW-LOC-24A-062719-D	06/27/2019	320-51907-12	PFESA-BP1	0.0022	UG/L	PQL		0.0020	J	Cl. Spec. Table 3 Compound SOP		PFAS_DI_Prep
STW-LOC-24A-062719-D	06/27/2019	320-51907-12	PFESA-BP1	0.0022	UG/L	PQL		0.0020	J	Cl. Spec. Table 3 Compound SOP		PFAS_DI_Prep
STW-LOC-24A-062719-D	06/27/2019	320-51907-12	PFO2HxA	0.014	ug/L	PQL		0.0020	J	Cl. Spec. Table 3 Compound SOP		PFAS_DI_Prep
STW-LOC-24A-062719-D	06/27/2019	320-51907-12	PFO2HxA	0.014	ug/L	PQL		0.0020	J	Cl. Spec. Table 3 Compound SOP		PFAS_DI_Prep
STW-LOC-24A-062719-D	06/27/2019	320-51907-12	PFO3OA	0.0023	ug/L	PQL		0.0020	J	Cl. Spec. Table 3 Compound SOP		PFAS_DI_Prep
STW-LOC-24A-062719-D	06/27/2019	320-51907-12	PFO3OA	0.0024	ug/L	PQL		0.0020	J	Cl. Spec. Table 3 Compound SOP		PFAS_DI_Prep
STW-LOC-6B-062719	06/27/2019	320-51907-2	PFO2HxA	0.013	ug/L	PQL		0.0020	J	Cl. Spec. Table 3 Compound SOP		PFAS_DI_Prep
STW-LOC-6B-062719	06/27/2019	320-51907-2	PFO2HxA	0.013	ug/L	PQL		0.0020	J	Cl. Spec. Table 3 Compound SOP		PFAS_DI_Prep

Validation Reason

The analysis hold time for this sample was exceeded. The reported result may be biased low.

Field Sample ID	Date Sampled	Lab Sample ID	Analyte	Result	Units	Type	MDL	PQL	Validation Qualifier	Analytical Method	Pre-prep	Prep
STW-LOC17B-062719	06/27/2019	320-52276-1	Hfpo Dimer Acid (trial)	370000.0	UG/L	PQL		34	J	Cl. Spec. Table 3 Compound SOP		PFAS_DI_Prep
STW-LOC17A-062719	06/27/2019	320-52169-1	N-ethylperfluoro-1-octanesulfonamide	60	UG/L	PQL		37	J	Cl. Spec. Table 3 Compound SOP		PFAS_DI_Prep
STW-LOC17A-062719	06/27/2019	320-52169-1	N-ethylperfluoro-1-octanesulfonamide	52.0	UG/L	PQL		37	J	Cl. Spec. Table 3 Compound SOP		PFAS_DI_Prep
STW-LOC17B-062719	06/27/2019	320-52276-1	PEPA	63	UG/L	PQL		19	J	Cl. Spec. Table 3 Compound SOP		PFAS_DI_Prep
STW-LOC17B-062719	06/27/2019	320-52276-1	PEPA	66.0	UG/L	PQL		19	J	Cl. Spec. Table 3 Compound SOP		PFAS_DI_Prep

Validation Reason

Associated LCS and/or LCSD analysis had relative percent recovery (RPR) values less than the lower control limit. The reported result may be biased low.

Field Sample ID	Date Sampled	Lab Sample ID	Analyte	Result	Units	Type	MDL	PQL	Validation Qualifier	Analytical Method	Pre-prep	Prep
STW-LOC-23B-062719	06/27/2019	320-51907-10	PFO5DA	0.098	ug/L	PQL		0.034	J	Cl. Spec. Table 3 Compound SOP		PFAS_DI_Prep
STW-LOC-23B-062719	06/27/2019	320-51907-10	PFO5DA	0.082	ug/L	PQL		0.034	J	Cl. Spec. Table 3 Compound SOP		PFAS_DI_Prep
STW-LOC-16-062819	06/28/2019	320-51907-3	PFO5DA	11	ug/L	PQL		0.34	J	Cl. Spec. Table 3 Compound SOP		PFAS_DI_Prep

Validation Reason Associated MS and/or MSD analysis had relative percent recovery (RPR) values less than the lower control limit but above the rejection limit. The reported result may be biased low.

Field Sample ID	Date Sampled	Lab Sample ID	Analyte	Result	Units	Type	MDL	PQL	Validation Qualifier	Analytical Method	Pre-prep	Prep
STW-LOC20-082219	08/22/2019	320-53582-20	PFO2HxA	0.21	ug/L	PQL		0.0020	J	Cl. Spec. Table 3 Compound SOP		PFAS_DI_Prep
STW-LOC20-082219	08/22/2019	320-53582-20	PFO2HxA	0.22	ug/L	PQL		0.0020	J	Cl. Spec. Table 3 Compound SOP		PFAS_DI_Prep
STW-LOC20-082219	08/22/2019	320-53582-20	PFMOAA	0.65	ug/L	PQL		0.0050	J	Cl. Spec. Table 3 Compound SOP		PFAS_DI_Prep
STW-LOC20-082219	08/22/2019	320-53582-20	PFMOAA	0.67	ug/L	PQL		0.0050	J	Cl. Spec. Table 3 Compound SOP		PFAS_DI_Prep
STW-LOC22-082119	08/21/2019	320-53582-7	NVHOS	0.013	UG/L	PQL		0.0020	J	Cl. Spec. Table 3 Compound SOP		PFAS_DI_Prep
STW-LOC22-082119	08/21/2019	320-53582-7	PMPA	0.020	UG/L	PQL		0.010	J	Cl. Spec. Table 3 Compound SOP		PFAS_DI_Prep
STW-LOC22-082119	08/21/2019	320-53582-7	PMPA	0.019	UG/L	PQL		0.010	J	Cl. Spec. Table 3 Compound SOP		PFAS_DI_Prep
STW-LOC22-082119	08/21/2019	320-53582-7	PFO2HxA	0.045	ug/L	PQL		0.0020	J	Cl. Spec. Table 3 Compound SOP		PFAS_DI_Prep
STW-LOC22-082119	08/21/2019	320-53582-7	PFO2HxA	0.045	ug/L	PQL		0.0020	J	Cl. Spec. Table 3 Compound SOP		PFAS_DI_Prep
STW-LOC22-082119	08/21/2019	320-53582-7	PFO5DA	0.0038	ug/L	PQL		0.0020	J	Cl. Spec. Table 3 Compound SOP		PFAS_DI_Prep
STW-LOC22-082119	08/21/2019	320-53582-7	PFO5DA	0.0041	ug/L	PQL		0.0020	J	Cl. Spec. Table 3 Compound SOP		PFAS_DI_Prep
STW-LOC22-082119	08/21/2019	320-53582-7	PFMOAA	0.036	ug/L	PQL		0.0050	J	Cl. Spec. Table 3 Compound SOP		PFAS_DI_Prep
STW-LOC22-082119	08/21/2019	320-53582-7	PFMOAA	0.036	ug/L	PQL		0.0050	J	Cl. Spec. Table 3 Compound SOP		PFAS_DI_Prep
STW-LOC-21A-062719	06/27/2019	320-51907-7	PFMOAA	0.012	ug/L	PQL		0.0050	J	Cl. Spec. Table 3 Compound SOP		PFAS_DI_Prep
STW-LOC-21A-062719	06/27/2019	320-51907-7	PFMOAA	0.012	ug/L	PQL		0.0050	J	Cl. Spec. Table 3 Compound SOP		PFAS_DI_Prep
STW-LOC-18-062719	06/27/2019	320-51907-4	PFO2HxA	0.0024	ug/L	PQL		0.0020	J	Cl. Spec. Table 3 Compound SOP		PFAS_DI_Prep

Validation Reason

Associated MS and/or MSD analysis had relative percent recovery (RPR) values less than the lower control limit but above the rejection limit. The reported result may be biased low.

Field Sample ID	Date Sampled	Lab Sample ID	Analyte	Result	Units	Type	MDL	PQL	Validation Qualifier	Analytical Method	Pre-prep	Prep
STW-LOC-18-062719	06/27/2019	320-51907-4	PFO2HxA	0.0023	ug/L	PQL		0.0020	J	Cl. Spec. Table 3 Compound SOP		PFAS_DI_Prep
STW-LOC18-082119-4	08/21/2019	320-53640-8	PMPA	0.064	UG/L	PQL		0.010	J	Cl. Spec. Table 3 Compound SOP		PFAS_DI_Prep
STW-LOC18-082119-4	08/21/2019	320-53640-8	PMPA	0.063	UG/L	PQL		0.010	J	Cl. Spec. Table 3 Compound SOP		PFAS_DI_Prep

Validation Reason

The preparation hold time for this sample was exceeded. The reported result may be biased low.

Field Sample ID	Date Sampled	Lab Sample ID	Analyte	Result	Units	Type	MDL	PQL	Validation Qualifier	Analytical Method	Pre-prep	Prep
STW-LOC17B-062719	06/27/2019	320-52276-1	Perfluorononanoic Acid	3.5	UG/L	PQL		2.7	J	537 Modified		3535_PFC
STW-LOC17B-062719	06/27/2019	320-52276-1	Perfluoroheptanoic Acid	6.6	UG/L	PQL		2.5	J	537 Modified		3535_PFC
STW-LOC17B-062719	06/27/2019	320-52276-1	PFOA	1300.0	UG/L	PQL		8.5	J	537 Modified		3535_PFC
STW-LOC17B-062719	06/27/2019	320-52276-1	Perfluorodecanoic Acid	73.0	UG/L	PQL		3.1	J	537 Modified		3535_PFC
STW-LOC17B-062719	06/27/2019	320-52276-1	Perfluorohexanoic Acid	6.7	UG/L	PQL		5.8	J	537 Modified		3535_PFC
STW-LOC17B-062719	06/27/2019	320-52276-1	Perfluoropentanoic Acid	28.0	UG/L	PQL		4.9	J	537 Modified		3535_PFC
STW-LOC17A-062719	06/27/2019	320-52169-1	Perfluorohexane Sulfonic Acid	4000.0	UG/L	PQL		2100	J	537 Modified		3535_PFC
STW-LOC17A-062719	06/27/2019	320-52169-1	Hfpo Dimer Acid	820000.0	UG/L	PQL		19000	J	537 Modified		3535_PFC

Validation Reason

One or more surrogates had relative percent recovery (RPR) values less than the data rejection level. The reported result may be biased low.

Field Sample ID	Date Sampled	Lab Sample ID	Analyte	Result	Units	Type	MDL	PQL	Validation Qualifier	Analytical Method	Pre-prep	Prep
STW-LOC18-082119-4	08/21/2019	320-53640-8	Perfluorobutanoic Acid	0.012	UG/L	PQL		0.0020	J	537 Modified		3535_PFC
STW-LOC22-082119	08/21/2019	320-53582-7	Perfluorobutanoic Acid	0.0054	UG/L	PQL		0.0020	J	537 Modified		3535_PFC
STW-LOC-22-062719	06/27/2019	320-51907-8	Perfluorobutanoic Acid	0.037	UG/L	PQL		0.0035	J	537 Modified		3535_PFC
STW-LOC18-082119-1	08/21/2019	320-53640-5	Perfluorobutanoic Acid	0.014	UG/L	PQL		0.0020	J	537 Modified		3535_PFC

**ADQM DATA REVIEW
NARRATIVE**

Site Chemours FAY – Fayetteville
Project 2019 WWTP 24 HOUR COMPOSITE
Project Reviewer Michael Aucoin, AECOM as a Chemours contractor
Sampling Dates September 16, 2019

Analytical Protocol

<u>Laboratory</u>	<u>Analytical Method</u>	<u>Parameter(s)</u>
Eurofins Lancaster	537 Modified	PFAS ¹
Eurofins Lancaster	Cl. Spec. Table 3 Compound SOP	Table 3+ compounds

¹ Perfluoroalkylsubstances, a list of 36 compounds including HFPO-DA.

Sample Receipt

The following items are noted for this data set:

- All samples were received in satisfactory condition and within EPA temperature guidelines on September 18, 2019.

Data Review

The electronic data submitted for this project was reviewed via the Data Verification Module (DVM) process.

Overall the data is acceptable for use without qualification, except as noted below:

- Results for PFO4DA, PFO5DA, and Byproduct 5 in field sample ID WWTP-LOC22-071619 have been qualified B, and may be biased high, or may be false positives, because an associated lab method blank contained a comparable concentration.
- Analytical results have been qualified J as estimated, and non-detect results qualified UJ indicating an estimated reporting limit, due to poor recovery of surrogate, laboratory blank spike, or matrix spike compounds; sample preparation and/or analysis which exceeded the laboratory hold times; and poor field duplicate or lab replicate precision. See the Data Verification Module (DVM) Narrative Report for which samples were qualified, the specific reasons for qualification, and potential bias in reported results.

Attachments

The DVM Narrative report is attached. The lab report due to a large page count is stored on an AECOM network shared drive and is available to be posted on external shared drives, or on a flash drive.

Data Verification Module (DVM)

The DVM is an internal review process used by the ADQM group to assist with the determination of data usability. The electronic data deliverables received from the laboratory are loaded into the Locus EIM™ database and processed through a series of data quality checks, which are a combination of software (Locus EIM™ database Data Verification Module (DVM)) and manual reviewer evaluations. The data is evaluated against the following data usability checks:

- Field and laboratory blank contamination
- US EPA hold time criteria
- Missing Quality Control (QC) samples
- Matrix spike(MS)/matrix spike duplicate (MSD) recoveries and the relative percent differences (RPDs) between these spikes
- Laboratory control sample(LCS)/control sample duplicate (LCSD) recoveries and the RPD between these spikes
- Surrogate spike recoveries for organic analyses
- RPD between field duplicate sample pairs
- RPD between laboratory replicates for inorganic analyses
- Difference / percent difference between total and dissolved sample pairs.

There are two qualifier fields in EIM:

Lab Qualifier is the qualifier assigned by the lab and may not reflect the usability of the data. This qualifier may have many different meanings and can vary between labs and over time within the same lab. Please refer to the laboratory report for a description of the lab qualifiers. As they are lab descriptors they are not to be used when evaluating the data.

Validation Qualifier is the 3rd party formal validation qualifier if this was performed. Otherwise this field contains the qualifier resulting from the ADQM DVM review process. This qualifier assesses the usability of the data and may not equal the lab qualifier. The DVM applies the following data evaluation qualifiers to analysis results, as warranted:

Qualifier	Definition
B	Not detected substantially above the level reported in the laboratory or field blanks.
R	Unusable result. Analyte may or may not be present in the sample.
J	Analyte present. Reported value may not be accurate or precise.
UJ	Not detected. Reporting limit may not be accurate or precise.

The **Validation Status Code** field is set to “DVM” if the ADQM DVM process has been performed. If the DVM has not been run, the field will be blank.

If the DVM has been run (**Validation Status Code** equals “DVM”), use the **Validation Qualifier**.

DVM Narrative Report

Site: Fayetteville

Sampling Program: 2019 WWTP 24 HOUR COMPOSITE

Validation Options: LABSTATS

Validation Reason Contamination detected in Method Blank(s). Sample result does not differ significantly from the analyte concentration detected in the associated method blank(s).

Field Sample ID	Date Sampled	Lab Sample ID	Analyte	Result	Units	Type	MDL	PQL	Validation Qualifier	Analytical Method	Pre-prep	Prep
WWTP-LOC22-071619	07/16/2019	1107388	PFO4DA	2.8	ug/L	PQL		0.20	B	Cl. Spec. Table 3 Compound SOP		
WWTP-LOC22-071619	07/16/2019	1107385	PFO4DA	2.1	ug/L	PQL		0.20	B	Cl. Spec. Table 3 Compound SOP		
WWTP-LOC22-071619	07/16/2019	1107388	PFO5DA	3.1	ug/L	PQL		0.20	B	Cl. Spec. Table 3 Compound SOP		
WWTP-LOC22-071619	07/16/2019	1107385	PFO5DA	2.5	ug/L	PQL		0.20	B	Cl. Spec. Table 3 Compound SOP		
WWTP-LOC22-071619	07/16/2019	1107385	Byproduct 5	59	UG/L	PQL		2.0	B	Cl. Spec. Table 3 Compound SOP		

Validation Reason

The analysis hold time for this sample was exceeded. The reporting limit may be biased low.

Field Sample ID	Date Sampled	Lab Sample ID	Analyte	Result	Units	Type	MDL	PQL	Validation Qualifier	Analytical Method	Pre-prep	Prep
WWTP-LOC18-071619	07/16/2019	1107384	PFECA B	0.0020	UG/L	PQL		0.0020	UJ	Cl. Spec. Table 3 Compound SOP		
WWTP-LOC18-071619	07/16/2019	1107381	PFECA B	0.0020	UG/L	PQL		0.0020	UJ	Cl. Spec. Table 3 Compound SOP		
WWTP-LOC18-071619	07/16/2019	1107381	PEPA	0.020	UG/L	PQL		0.020	UJ	Cl. Spec. Table 3 Compound SOP		
WWTP-LOC18-071619	07/16/2019	1107384	PFESA-BP1	0.0020	UG/L	PQL		0.0020	UJ	Cl. Spec. Table 3 Compound SOP		
WWTP-LOC18-071619	07/16/2019	1107381	PFESA-BP1	0.0020	UG/L	PQL		0.0020	UJ	Cl. Spec. Table 3 Compound SOP		
WWTP-LOC18-071619	07/16/2019	1107384	Byproduct 6	0.0020	UG/L	PQL		0.0020	UJ	Cl. Spec. Table 3 Compound SOP		
WWTP-LOC18-071619	07/16/2019	1107381	Byproduct 6	0.0020	UG/L	PQL		0.0020	UJ	Cl. Spec. Table 3 Compound SOP		
WWTP-LOC18-071619	07/16/2019	1107384	PES	0.0020	UG/L	PQL		0.0020	UJ	Cl. Spec. Table 3 Compound SOP		
WWTP-LOC18-071619	07/16/2019	1107381	PES	0.0020	UG/L	PQL		0.0020	UJ	Cl. Spec. Table 3 Compound SOP		
WWTP-LOC18-071619	07/16/2019	1107384	PFO3OA	0.0020	ug/L	PQL		0.0020	UJ	Cl. Spec. Table 3 Compound SOP		
WWTP-LOC18-071619	07/16/2019	1107381	PFO3OA	0.0020	ug/L	PQL		0.0020	UJ	Cl. Spec. Table 3 Compound SOP		
WWTP-LOC18-071619	07/16/2019	1107384	PFO4DA	0.0020	ug/L	PQL		0.0020	UJ	Cl. Spec. Table 3 Compound SOP		
WWTP-LOC18-071619	07/16/2019	1107381	PFO4DA	0.0020	ug/L	PQL		0.0020	UJ	Cl. Spec. Table 3 Compound SOP		
WWTP-LOC18-071619	07/16/2019	1107384	PFO5DA	0.0020	ug/L	PQL		0.0020	UJ	Cl. Spec. Table 3 Compound SOP		
WWTP-LOC18-071619	07/16/2019	1107381	PFO5DA	0.0020	ug/L	PQL		0.0020	UJ	Cl. Spec. Table 3 Compound SOP		
WWTP-LOC18-071619	07/16/2019	1107384	PFMOAA	0.0050	ug/L	PQL		0.0050	UJ	Cl. Spec. Table 3 Compound SOP		
WWTP-LOC18-071619	07/16/2019	1107381	PFMOAA	0.0050	ug/L	PQL		0.0050	UJ	Cl. Spec. Table 3 Compound SOP		

Validation Reason

The analysis hold time for this sample was exceeded. The reporting limit may be biased low.

Field Sample ID	Date Sampled	Lab Sample ID	Analyte	Result	Units	Type	MDL	PQL	Validation Qualifier	Analytical Method	Pre-prep	Prep
WWTP-LOC18-071619	07/16/2019	1107384	EVE Acid	0.0020	UG/L	PQL		0.0020	UJ	Cl. Spec. Table 3 Compound SOP		
WWTP-LOC18-071619	07/16/2019	1107381	EVE Acid	0.0020	UG/L	PQL		0.0020	UJ	Cl. Spec. Table 3 Compound SOP		
WWTP-LOC18-071619	07/16/2019	1107384	PFESA-BP2	0.0020	ug/L	PQL		0.0020	UJ	Cl. Spec. Table 3 Compound SOP		
WWTP-LOC18-071619	07/16/2019	1107381	PFESA-BP2	0.0020	ug/L	PQL		0.0020	UJ	Cl. Spec. Table 3 Compound SOP		
WWTP-LOC18-071619	07/16/2019	1107384	Hydro-EVE Acid	0.0020	UG/L	PQL		0.0020	UJ	Cl. Spec. Table 3 Compound SOP		
WWTP-LOC18-071619	07/16/2019	1107381	Hydro-EVE Acid	0.0020	UG/L	PQL		0.0020	UJ	Cl. Spec. Table 3 Compound SOP		
WWTP-LOC18-071619	07/16/2019	1107384	PFECA-G	0.0020	UG/L	PQL		0.0020	UJ	Cl. Spec. Table 3 Compound SOP		
WWTP-LOC18-071619	07/16/2019	1107381	PFECA-G	0.0020	UG/L	PQL		0.0020	UJ	Cl. Spec. Table 3 Compound SOP		

Validation Reason Associated LCS and/or LCSD analysis had relative percent recovery (RPR) values less than the lower control limit but above 10%. The actual detection limits may be higher than reported.

Field Sample ID	Date Sampled	Lab Sample ID	Analyte	Result	Units	Type	MDL	PQL	Validation Qualifier	Analytical Method	Pre-prep	Prep
WWTP-LOC18-071619	07/16/2019	1107381	Perfluorotetradecanoic Acid	0.0017	UG/L	PQL		0.0017	UJ	EPA 537 Rev. 1.1 modified		537_Prep
WWTP-LOC23-071619	07/16/2019	1107389	Perfluorooctadecanoic acid	0.0027	ug/L	PQL		0.0027	UJ	EPA 537 Rev. 1.1 modified		537_Prep
WWTP-LOC23-071619	07/16/2019	1107389	2-(N-methyl perfluoro-1-octanesulfonamido)-ethanol	0.0027	ug/L	PQL		0.0027	UJ	EPA 537 Rev. 1.1 modified		537_Prep
WWTP-LOC23-071619	07/16/2019	1107389	Perfluorooctane Sulfonamide	0.0018	UG/L	PQL		0.0018	UJ	EPA 537 Rev. 1.1 modified		537_Prep
WWTP-LOC23-071619	07/16/2019	1107389	1H,1H,2H,2H-perfluorohexanesulfonate (4:2 FTS)	0.0018	ug/L	PQL		0.0018	UJ	EPA 537 Rev. 1.1 modified		537_Prep
WWTP-LOC23-071619	07/16/2019	1107389	DONA	0.0018	ug/L	PQL		0.0018	UJ	EPA 537 Rev. 1.1 modified		537_Prep
WWTP-LOC23A1-071619	07/16/2019	1107393	2-(N-ethyl perfluoro-1-octanesulfonamido)-ethanol	0.032	ug/L	PQL		0.032	UJ	EPA 537 Rev. 1.1 modified		537_Prep
WWTP-LOC23A1-071619	07/16/2019	1107393	2-(N-methyl perfluoro-1-octanesulfonamido)-ethanol	0.032	ug/L	PQL		0.032	UJ	EPA 537 Rev. 1.1 modified		537_Prep
WWTP-LOC23A1-071619	07/16/2019	1107393	Perfluorotetradecanoic Acid	0.021	UG/L	PQL		0.021	UJ	EPA 537 Rev. 1.1 modified		537_Prep
WWTP-LOC23A1-071619	07/16/2019	1107393	Perfluorooctane Sulfonamide	0.021	UG/L	PQL		0.021	UJ	EPA 537 Rev. 1.1 modified		537_Prep
WWTP-LOC23A1-071619	07/16/2019	1107393	9CI-PF3ONS	0.021	ug/L	PQL		0.021	UJ	EPA 537 Rev. 1.1 modified		537_Prep
WWTP-LOC23A1-071619	07/16/2019	1107393	1H,1H,2H,2H-perfluorohexanesulfonate (4:2 FTS)	0.021	ug/L	PQL		0.021	UJ	EPA 537 Rev. 1.1 modified		537_Prep
WWTP-LOC23A1-071619	07/16/2019	1107393	11CI-PF3OUdS	0.021	ug/L	PQL		0.021	UJ	EPA 537 Rev. 1.1 modified		537_Prep
WWTP-LOC23A2-071619	07/16/2019	1107397	Perfluorotetradecanoic Acid	0.0016	UG/L	PQL		0.0016	UJ	EPA 537 Rev. 1.1 modified		537_Prep
WWTP-LOC23A2-071619	07/16/2019	1107397	Perfluorooctane Sulfonamide	0.0016	UG/L	PQL		0.0016	UJ	EPA 537 Rev. 1.1 modified		537_Prep
WWTP-LOC23A2-071619	07/16/2019	1107397	9CI-PF3ONS	0.0016	ug/L	PQL		0.0016	UJ	EPA 537 Rev. 1.1 modified		537_Prep
WWTP-LOC23A2-071619	07/16/2019	1107397	1H,1H,2H,2H-perfluorohexanesulfonate (4:2 FTS)	0.0016	ug/L	PQL		0.0016	UJ	EPA 537 Rev. 1.1 modified		537_Prep
WWTP-LOC23A2-071619	07/16/2019	1107397	11CI-PF3OUdS	0.0016	ug/L	PQL		0.0016	UJ	EPA 537 Rev. 1.1 modified		537_Prep

Validation Reason Associated LCS and/or LCSD analysis had relative percent recovery (RPR) values less than the lower control limit but above 10%. The actual detection limits may be higher than reported.

Field Sample ID	Date Sampled	Lab Sample ID	Analyte	Result	Units	Type	MDL	PQL	Validation Qualifier	Analytical Method	Pre-prep	Prep
WWTP-LOC23A2-071619	07/16/2019	1107397	2-(N-ethyl perfluoro-1-octanesulfonamido)-ethanol	0.0024	ug/L	PQL		0.0024	UJ	EPA 537 Rev. 1.1 modified		537_Prep
WWTP-LOC23A2-071619	07/16/2019	1107397	2-(N-methyl perfluoro-1-octanesulfonamido)-ethanol	0.0024	ug/L	PQL		0.0024	UJ	EPA 537 Rev. 1.1 modified		537_Prep
WWTP-LOC8-071819	07/18/2019	1107401	2-(N-ethyl perfluoro-1-octanesulfonamido)-ethanol	0.0027	ug/L	PQL		0.0027	UJ	EPA 537 Rev. 1.1 modified		537_Prep
WWTP-LOC8-071819	07/18/2019	1107401	2-(N-methyl perfluoro-1-octanesulfonamido)-ethanol	0.0027	ug/L	PQL		0.0027	UJ	EPA 537 Rev. 1.1 modified		537_Prep
WWTP-LOC22-071619	07/16/2019	1107385	N-ethylperfluoro-1-octanesulfonamide	0.49	UG/L	PQL		0.49	UJ	EPA 537 Rev. 1.1 modified		537_Prep
WWTP-LOC22-071619	07/16/2019	1107385	2-(N-ethyl perfluoro-1-octanesulfonamido)-ethanol	0.3	ug/L	PQL		0.3	UJ	EPA 537 Rev. 1.1 modified		537_Prep
WWTP-LOC18-071619	07/16/2019	1107381	2-(N-ethyl perfluoro-1-octanesulfonamido)-ethanol	0.0026	ug/L	PQL		0.0026	UJ	EPA 537 Rev. 1.1 modified		537_Prep
WWTP-LOC18-071619	07/16/2019	1107381	2-(N-methyl perfluoro-1-octanesulfonamido)-ethanol	0.0026	ug/L	PQL		0.0026	UJ	EPA 537 Rev. 1.1 modified		537_Prep
WWTP-LOC1-071619	07/16/2019	1107377	Perfluorotetradecanoic Acid	0.0018	UG/L	PQL		0.0018	UJ	EPA 537 Rev. 1.1 modified		537_Prep
WWTP-LOC1-071619	07/16/2019	1107377	Perfluorooctane Sulfonamide	0.0018	UG/L	PQL		0.0018	UJ	EPA 537 Rev. 1.1 modified		537_Prep
WWTP-LOC1-071619	07/16/2019	1107377	9Cl-PF3ONS	0.0018	ug/L	PQL		0.0018	UJ	EPA 537 Rev. 1.1 modified		537_Prep
WWTP-LOC1-071619	07/16/2019	1107377	1H,1H,2H,2H-perfluorohexanesulfonate (4:2 FTS)	0.0018	ug/L	PQL		0.0018	UJ	EPA 537 Rev. 1.1 modified		537_Prep
WWTP-LOC1-071619	07/16/2019	1107377	11Cl-PF3OUdS	0.0018	ug/L	PQL		0.0018	UJ	EPA 537 Rev. 1.1 modified		537_Prep
WWTP-LOC1-071619	07/16/2019	1107377	2-(N-ethyl perfluoro-1-octanesulfonamido)-ethanol	0.0027	ug/L	PQL		0.0027	UJ	EPA 537 Rev. 1.1 modified		537_Prep
WWTP-LOC1-071619	07/16/2019	1107377	2-(N-methyl perfluoro-1-octanesulfonamido)-	0.0027	ug/L	PQL		0.0027	UJ	EPA 537 Rev. 1.1 modified		537_Prep

Validation Reason Associated LCS and/or LCSD analysis had relative percent recovery (RPR) values less than the lower control limit but above 10%. The actual detection limits may be higher than reported.

Field Sample ID	Date Sampled	Lab Sample ID	Analyte	Result	Units	Type	MDL	PQL	Validation Qualifier	Analytical Method	Pre-prep	Prep
			ethanol									
WWTP-LOC18-071619	07/16/2019	1107381	N-ethylperfluoro-1-octanesulfonamide	0.0043	UG/L	PQL		0.0043	UJ	EPA 537 Rev. 1.1 modified		537_Prep
WWTP-LOC18-071619	07/16/2019	1107381	Perfluorooctane Sulfonamide	0.0017	UG/L	PQL		0.0017	UJ	EPA 537 Rev. 1.1 modified		537_Prep
WWTP-LOC18-071619	07/16/2019	1107381	9CI-PF3ONS	0.0017	ug/L	PQL		0.0017	UJ	EPA 537 Rev. 1.1 modified		537_Prep
WWTP-LOC18-071619	07/16/2019	1107381	1H,1H,2H,2H-perfluorohexanesulfonate (4:2 FTS)	0.0017	ug/L	PQL		0.0017	UJ	EPA 537 Rev. 1.1 modified		537_Prep
WWTP-LOC18-071619	07/16/2019	1107381	11CI-PF3OUdS	0.0017	ug/L	PQL		0.0017	UJ	EPA 537 Rev. 1.1 modified		537_Prep
WWTP-LOC8-071819	07/18/2019	1107401	Perfluorotetradecanoic Acid	0.0018	UG/L	PQL		0.0018	UJ	EPA 537 Rev. 1.1 modified		537_Prep
WWTP-LOC8-071819	07/18/2019	1107401	Perfluorooctane Sulfonamide	0.0018	UG/L	PQL		0.0018	UJ	EPA 537 Rev. 1.1 modified		537_Prep
WWTP-LOC8-071819	07/18/2019	1107401	9CI-PF3ONS	0.0018	ug/L	PQL		0.0018	UJ	EPA 537 Rev. 1.1 modified		537_Prep
WWTP-LOC8-071819	07/18/2019	1107401	1H,1H,2H,2H-perfluorohexanesulfonate (4:2 FTS)	0.0018	ug/L	PQL		0.0018	UJ	EPA 537 Rev. 1.1 modified		537_Prep
WWTP-LOC8-071819	07/18/2019	1107401	11CI-PF3OUdS	0.0018	ug/L	PQL		0.0018	UJ	EPA 537 Rev. 1.1 modified		537_Prep
WWTP-LOC8-071819-D	07/18/2019	1107409	2-(N-ethyl perfluoro-1-octanesulfonamido)-ethanol	0.0027	ug/L	PQL		0.0027	UJ	EPA 537 Rev. 1.1 modified		537_Prep
WWTP-LOCEB-071819	07/18/2019	1107405	2-(N-ethyl perfluoro-1-octanesulfonamido)-ethanol	0.0027	ug/L	PQL		0.0027	UJ	EPA 537 Rev. 1.1 modified		537_Prep
WWTP-LOCEB-071819	07/18/2019	1107405	2-(N-methyl perfluoro-1-octanesulfonamido)-ethanol	0.0027	ug/L	PQL		0.0027	UJ	EPA 537 Rev. 1.1 modified		537_Prep
WWTP-LOCEB-071819	07/18/2019	1107405	Perfluorotetradecanoic Acid	0.0018	UG/L	PQL		0.0018	UJ	EPA 537 Rev. 1.1 modified		537_Prep
WWTP-LOCEB-071819	07/18/2019	1107405	N-ethylperfluoro-1-octanesulfonamide	0.0045	UG/L	PQL		0.0045	UJ	EPA 537 Rev. 1.1 modified		537_Prep
WWTP-LOCEB-071819	07/18/2019	1107405	Perfluorooctane Sulfonamide	0.0018	UG/L	PQL		0.0018	UJ	EPA 537 Rev. 1.1 modified		537_Prep
WWTP-LOCEB-071819	07/18/2019	1107405	9CI-PF3ONS	0.0018	ug/L	PQL		0.0018	UJ	EPA 537 Rev. 1.1 modified		537_Prep
WWTP-LOCEB-071819	07/18/2019	1107405	1H,1H,2H,2H-perfluorohexanesulfonate (4:2 FTS)	0.0018	ug/L	PQL		0.0018	UJ	EPA 537 Rev. 1.1 modified		537_Prep

Site: Fayetteville

Sampling Program: 2019 WWTP 24 HOUR COMPOSITE

Validation Options: LABSTATS

Validation Reason

Associated LCS and/or LCSD analysis had relative percent recovery (RPR) values less than the lower control limit but above 10%. The actual detection limits may be higher than reported.

Field Sample ID	Date Sampled	Lab Sample ID	Analyte	Result	Units	Type	MDL	PQL	Validation Qualifier	Analytical Method	Pre-prep	Prep
WWTP-LOCEB-071819	07/18/2019	1107405	11CI-PF3OUdS	0.0018	ug/L	PQL		0.0018	UJ	EPA 537 Rev. 1.1 modified		537_Prep

Validation Reason

The preparation hold time for this sample was exceeded. The reporting limit may be biased low.

Field Sample ID	Date Sampled	Lab Sample ID	Analyte	Result	Units	Type	MDL	PQL	Validation Qualifier	Analytical Method	Pre-prep	Prep
WWTP-LOC23-071619	07/16/2019	1107389	10:2 Fluorotelomer sulfonate	0.0045	ug/L	PQL		0.0045	UJ	EPA 537 Rev. 1.1 modified		537_Prep
WWTP-LOC23-071619	07/16/2019	1107389	Perfluoroundecanoic Acid	0.0018	UG/L	PQL		0.0018	UJ	EPA 537 Rev. 1.1 modified		537_Prep
WWTP-LOC23-071619	07/16/2019	1107389	Perfluoropentane sulfonic acid (PFPeS)	0.0018	ug/L	PQL		0.0018	UJ	EPA 537 Rev. 1.1 modified		537_Prep
WWTP-LOC23-071619	07/16/2019	1107389	6:2 Fluorotelomer sulfonate	0.0045	ug/L	PQL		0.0045	UJ	EPA 537 Rev. 1.1 modified		537_Prep
WWTP-LOC23-071619	07/16/2019	1107389	N-ethyl perfluorooctane sulfonamidoacetic acid	0.0027	UG/L	PQL		0.0027	UJ	EPA 537 Rev. 1.1 modified		537_Prep
WWTP-LOC23-071619	07/16/2019	1107389	Perfluorodecanoic Acid	0.0018	UG/L	PQL		0.0018	UJ	EPA 537 Rev. 1.1 modified		537_Prep
WWTP-LOC23-071619	07/16/2019	1107389	Perfluorodecane Sulfonic Acid	0.0018	UG/L	PQL		0.0018	UJ	EPA 537 Rev. 1.1 modified		537_Prep
WWTP-LOC23-071619	07/16/2019	1107389	Perfluoroheptane sulfonic acid (PFHpS)	0.0018	ug/L	PQL		0.0018	UJ	EPA 537 Rev. 1.1 modified		537_Prep
WWTP-LOC23-071619	07/16/2019	1107389	Perfluorononanoic Acid	0.0018	UG/L	PQL		0.0018	UJ	EPA 537 Rev. 1.1 modified		537_Prep
WWTP-LOC23-071619	07/16/2019	1107389	1H,1H,2H,2H-perfluorodecanesulfonate (8:2 FTS)	0.0027	ug/L	PQL		0.0027	UJ	EPA 537 Rev. 1.1 modified		537_Prep
WWTP-LOC23-071619	07/16/2019	1107389	Perfluorononanesulfonic acid	0.0018	ug/L	PQL		0.0018	UJ	EPA 537 Rev. 1.1 modified		537_Prep
WWTP-LOC23-071619	07/16/2019	1107389	9CI-PF3ONS	0.0018	ug/L	PQL		0.0018	UJ	EPA 537 Rev. 1.1 modified		537_Prep
WWTP-LOC23-071619	07/16/2019	1107389	11CI-PF3OUdS	0.0018	ug/L	PQL		0.0018	UJ	EPA 537 Rev. 1.1 modified		537_Prep
WWTP-LOC23-071619	07/16/2019	1107389	Perfluorododecane sulfonic acid (PFDoS)	0.0027	ug/L	PQL		0.0027	UJ	EPA 537 Rev. 1.1 modified		537_Prep

Validation Reason One or more surrogates had relative percent recovery (RPR) values less than the data rejection level. The reported result is unusable.

Field Sample ID	Date Sampled	Lab Sample ID	Analyte	Result	Units	Type	MDL	PQL	Validation Qualifier	Analytical Method	Pre-prep	Prep
WWTP-LOC23-071619	07/16/2019	1107389	N-methyl perfluoro-1-octanesulfonamide	0.0027	ug/L	PQL		0.0027	UJ	EPA 537 Rev. 1.1 modified		537_Prep
WWTP-LOC23-071619	07/16/2019	1107389	N-ethylperfluoro-1-octanesulfonamide	0.0045	UG/L	PQL		0.0045	UJ	EPA 537 Rev. 1.1 modified		537_Prep
WWTP-LOC23A1-071619	07/16/2019	1107393	N-ethylperfluoro-1-octanesulfonamide	0.053	UG/L	PQL		0.053	UJ	EPA 537 Rev. 1.1 modified		537_Prep
WWTP-LOC23A2-071619	07/16/2019	1107397	N-ethylperfluoro-1-octanesulfonamide	0.0041	UG/L	PQL		0.0041	UJ	EPA 537 Rev. 1.1 modified		537_Prep
WWTP-LOC23A2-071619	07/16/2019	1107397	N-methyl perfluoro-1-octanesulfonamide	0.0024	ug/L	PQL		0.0024	UJ	EPA 537 Rev. 1.1 modified		537_Prep
WWTP-LOC1-071619	07/16/2019	1107377	N-ethylperfluoro-1-octanesulfonamide	0.0045	UG/L	PQL		0.0045	UJ	EPA 537 Rev. 1.1 modified		537_Prep
WWTP-LOC1-071619	07/16/2019	1107377	N-methyl perfluoro-1-octanesulfonamide	0.0027	ug/L	PQL		0.0027	UJ	EPA 537 Rev. 1.1 modified		537_Prep
WWTP-LOC8-071819	07/18/2019	1107401	N-ethylperfluoro-1-octanesulfonamide	0.0045	UG/L	PQL		0.0045	UJ	EPA 537 Rev. 1.1 modified		537_Prep
WWTP-LOC8-071819	07/18/2019	1107401	N-methyl perfluoro-1-octanesulfonamide	0.0027	ug/L	PQL		0.0027	UJ	EPA 537 Rev. 1.1 modified		537_Prep
WWTP-LOC8-071819-D	07/18/2019	1107409	N-methyl perfluoro-1-octanesulfonamide	0.0027	ug/L	PQL		0.0027	UJ	EPA 537 Rev. 1.1 modified		537_Prep
WWTP-LOC8-071819-D	07/18/2019	1107409	N-ethylperfluoro-1-octanesulfonamide	0.0044	UG/L	PQL		0.0044	UJ	EPA 537 Rev. 1.1 modified		537_Prep

Validation Reason

The analysis hold time for this sample was exceeded by a factor of 2. The reported non-detect result is unusable.

Field Sample ID	Date Sampled	Lab Sample ID	Analyte	Result	Units	Type	MDL	PQL	Validation Qualifier	Analytical Method	Pre-prep	Prep
WWTP-LOC22-071619	07/16/2019	1107388	Byproduct 6	0.20	UG/L	PQL		0.20	UJ	Cl. Spec. Table 3 Compound SOP		
WWTP-LOC22-071619	07/16/2019	1107385	Byproduct 6	0.20	UG/L	PQL		0.20	UJ	Cl. Spec. Table 3 Compound SOP		
WWTP-LOC22-071619	07/16/2019	1107388	PFECA-G	0.20	UG/L	PQL		0.20	UJ	Cl. Spec. Table 3 Compound SOP		
WWTP-LOC22-071619	07/16/2019	1107385	PFECA-G	0.20	UG/L	PQL		0.20	UJ	Cl. Spec. Table 3 Compound SOP		
WWTP-LOC22-071619	07/16/2019	1107388	EVE Acid	0.20	UG/L	PQL		0.20	UJ	Cl. Spec. Table 3 Compound SOP		
WWTP-LOC22-071619	07/16/2019	1107385	EVE Acid	0.20	UG/L	PQL		0.20	UJ	Cl. Spec. Table 3 Compound SOP		
WWTP-LOC22-071619	07/16/2019	1107388	PFECA B	0.20	UG/L	PQL		0.20	UJ	Cl. Spec. Table 3 Compound SOP		
WWTP-LOC22-071619	07/16/2019	1107385	PFECA B	0.20	UG/L	PQL		0.20	UJ	Cl. Spec. Table 3 Compound SOP		
WWTP-LOC22-071619	07/16/2019	1107388	PEPA	2.0	UG/L	PQL		2.0	UJ	Cl. Spec. Table 3 Compound SOP		
WWTP-LOC22-071619	07/16/2019	1107385	PEPA	2.0	UG/L	PQL		2.0	UJ	Cl. Spec. Table 3 Compound SOP		
WWTP-LOC22-071619	07/16/2019	1107388	PFESA-BP1	0.20	UG/L	PQL		0.20	UJ	Cl. Spec. Table 3 Compound SOP		
WWTP-LOC22-071619	07/16/2019	1107385	PFESA-BP1	0.20	UG/L	PQL		0.20	UJ	Cl. Spec. Table 3 Compound SOP		
WWTP-LOC22-071619	07/16/2019	1107388	PES	0.20	UG/L	PQL		0.20	UJ	Cl. Spec. Table 3 Compound SOP		
WWTP-LOC22-071619	07/16/2019	1107385	PES	0.20	UG/L	PQL		0.20	UJ	Cl. Spec. Table 3 Compound SOP		

Validation Reason Associated LCS and/or LCSD analysis had relative percent recovery (RPR) values higher than the upper control limit. The reported result may be biased high.

Field Sample ID	Date Sampled	Lab Sample ID	Analyte	Result	Units	Type	MDL	PQL	Validation Qualifier	Analytical Method	Pre-prep	Prep
WWTP-LOC8-071819-D	07/18/2019	1107412	Byproduct 5	2.8	UG/L	PQL		0.020	J	Cl. Spec. Table 3 Compound SOP		
WWTP-LOC8-071819-D	07/18/2019	1107409	Byproduct 5	2.6	UG/L	PQL		0.020	J	Cl. Spec. Table 3 Compound SOP		
WWTP-LOC8-071819	07/18/2019	1107404	Byproduct 5	2.8	UG/L	PQL		0.020	J	Cl. Spec. Table 3 Compound SOP		
WWTP-LOC8-071819	07/18/2019	1107401	Byproduct 5	2.8	UG/L	PQL		0.020	J	Cl. Spec. Table 3 Compound SOP		
WWTP-LOC1-071619	07/16/2019	1107380	Byproduct 5	0.0063	UG/L	PQL		0.0020	J	Cl. Spec. Table 3 Compound SOP		
WWTP-LOC1-071619	07/16/2019	1107377	Byproduct 5	0.0060	UG/L	PQL		0.0020	J	Cl. Spec. Table 3 Compound SOP		
WWTP-LOC23A2-071619	07/16/2019	1107400	Byproduct 5	0.019	UG/L	PQL		0.0020	J	Cl. Spec. Table 3 Compound SOP		
WWTP-LOC23A2-071619	07/16/2019	1107397	Byproduct 5	0.020	UG/L	PQL		0.0020	J	Cl. Spec. Table 3 Compound SOP		
WWTP-LOC23A1-071619	07/16/2019	1107396	Byproduct 5	0.26	UG/L	PQL		0.0020	J	Cl. Spec. Table 3 Compound SOP		
WWTP-LOC23A1-071619	07/16/2019	1107393	Byproduct 5	0.27	UG/L	PQL		0.0020	J	Cl. Spec. Table 3 Compound SOP		
WWTP-LOC23-071619	07/16/2019	1107392	Byproduct 5	4.6	UG/L	PQL		0.20	J	Cl. Spec. Table 3 Compound SOP		
WWTP-LOC23-071619	07/16/2019	1107389	Byproduct 5	4.3	UG/L	PQL		0.20	J	Cl. Spec. Table 3 Compound SOP		

Validation Reason

Associated MS and/or MSD analysis had relative percent recovery (RPR) values higher than the upper control limit. The reported result may be biased high.

Field Sample ID	Date Sampled	Lab Sample ID	Analyte	Result	Units	Type	MDL	PQL	Validation Qualifier	Analytical Method	Pre-prep	Prep
WWTP-LOC18-071619	07/16/2019	1107384	R-EVE	0.0084	UG/L	PQL		0.0020	J	Cl. Spec. Table 3 Compound SOP		
WWTP-LOC18-071619	07/16/2019	1107381	R-EVE	0.0074	UG/L	PQL		0.0020	J	Cl. Spec. Table 3 Compound SOP		
WWTP-LOC18-071619	07/16/2019	1107384	Byproduct 4	0.024	UG/L	PQL		0.0020	J	Cl. Spec. Table 3 Compound SOP		
WWTP-LOC18-071619	07/16/2019	1107384	Byproduct 5	0.0094	UG/L	PQL		0.0020	J	Cl. Spec. Table 3 Compound SOP		
WWTP-LOC18-071619	07/16/2019	1107381	Byproduct 5	0.0088	UG/L	PQL		0.0020	J	Cl. Spec. Table 3 Compound SOP		
WWTP-LOC1-071619	07/16/2019	1107380	R-EVE	0.0037	UG/L	PQL		0.0020	J	Cl. Spec. Table 3 Compound SOP		
WWTP-LOC1-071619	07/16/2019	1107377	R-EVE	0.0041	UG/L	PQL		0.0020	J	Cl. Spec. Table 3 Compound SOP		
WWTP-LOC1-071619	07/16/2019	1107380	Byproduct 4	0.014	UG/L	PQL		0.0020	J	Cl. Spec. Table 3 Compound SOP		

Validation Reason

High relative percent difference (RPD) observed between field duplicate and parent sample. The reported result may be imprecise.

Field Sample ID	Date Sampled	Lab Sample ID	Analyte	Result	Units	Type	MDL	PQL	Validation Qualifier	Analytical Method	Pre-prep	Prep
WWTP-LOC8-071819-D	07/18/2019	1107412	PEPA	0.031	UG/L	PQL		0.020	J	Cl. Spec. Table 3 Compound SOP		
WWTP-LOC8-071819-D	07/18/2019	1107409	PEPA	0.022	UG/L	PQL		0.020	J	Cl. Spec. Table 3 Compound SOP		
WWTP-LOC8-071819	07/18/2019	1107404	PEPA	0.050	UG/L	PQL		0.020	J	Cl. Spec. Table 3 Compound SOP		
WWTP-LOC8-071819	07/18/2019	1107401	PEPA	0.053	UG/L	PQL		0.020	J	Cl. Spec. Table 3 Compound SOP		

Validation Reason Only one surrogate has relative percent recovery (RPR) values outside control limits and the parameter is a PFC (Detects).

Field Sample ID	Date Sampled	Lab Sample ID	Analyte	Result	Units	Type	MDL	PQL	Validation Qualifier	Analytical Method	Pre-prep	Prep
WWTP-LOC1-071619	07/16/2019	1107377	Hfpo Dimer Acid	0.014	UG/L	PQL		0.0027	J	EPA 537 Rev. 1.1 modified		537_Prep
WWTP-LOC8-071819-D	07/18/2019	1107409	Perfluorobutane Sulfonic Acid	0.004	UG/L	PQL		0.0018	J	EPA 537 Rev. 1.1 modified		537_Prep
WWTP-LOC8-071819	07/18/2019	1107401	Perfluorobutane Sulfonic Acid	0.0035	UG/L	PQL		0.0018	J	EPA 537 Rev. 1.1 modified		537_Prep
WWTP-LOC8-071819-D	07/18/2019	1107409	Hfpo Dimer Acid	0.11	UG/L	PQL		0.0027	J	EPA 537 Rev. 1.1 modified		537_Prep
WWTP-LOC18-071619	07/16/2019	1107381	Hfpo Dimer Acid	0.043	UG/L	PQL		0.0026	J	EPA 537 Rev. 1.1 modified		537_Prep
WWTP-LOC1-071619	07/16/2019	1107377	Perfluorobutane Sulfonic Acid	0.0033	UG/L	PQL		0.0018	J	EPA 537 Rev. 1.1 modified		537_Prep
WWTP-LOC22-071619	07/16/2019	1107385	Hfpo Dimer Acid	0.79	UG/L	PQL		0.3	J	EPA 537 Rev. 1.1 modified		537_Prep
WWTP-LOC18-071619	07/16/2019	1107381	Perfluorobutanoic Acid	0.018	UG/L	PQL		0.0043	J	EPA 537 Rev. 1.1 modified		537_Prep
WWTP-LOC23A2-071619	07/16/2019	1107397	Perfluorobutane Sulfonic Acid	0.0029	UG/L	PQL		0.0016	J	EPA 537 Rev. 1.1 modified		537_Prep
WWTP-LOC23A1-071619	07/16/2019	1107393	Hfpo Dimer Acid	12	UG/L	PQL		0.32	J	EPA 537 Rev. 1.1 modified		537_Prep

Validation Reason

Quality review criteria exceeded between the REP (laboratory replicate) and parent sample. The reported result may be imprecise.

Field Sample ID	Date Sampled	Lab Sample ID	Analyte	Result	Units	Type	MDL	PQL	Validation Qualifier	Analytical Method	Pre-prep	Prep
WWTP-LOC18-071619	07/16/2019	1107381	Byproduct 4	0.018	UG/L	PQL		0.0020	J	Cl. Spec. Table 3 Compound SOP		
WWTP-LOC1-071619	07/16/2019	1107377	Byproduct 4	0.016	UG/L	PQL		0.0020	J	Cl. Spec. Table 3 Compound SOP		

Validation Reason

The analysis hold time for this sample was exceeded by a factor of 2. The reported result may be biased low.

Field Sample ID	Date Sampled	Lab Sample ID	Analyte	Result	Units	Type	MDL	PQL	Validation Qualifier	Analytical Method	Pre-prep	Prep
WWTP-LOC22-071619	07/16/2019	1107388	PMPA	1.1	UG/L	PQL		1.0	J	Cl. Spec. Table 3 Compound SOP		
WWTP-LOC22-071619	07/16/2019	1107385	PMPA	1.1	UG/L	PQL		1.0	J	Cl. Spec. Table 3 Compound SOP		
WWTP-LOC22-071619	07/16/2019	1107388	NVHOS	5.8	UG/L	PQL		0.20	J	Cl. Spec. Table 3 Compound SOP		
WWTP-LOC22-071619	07/16/2019	1107385	NVHOS	6.1	UG/L	PQL		0.20	J	Cl. Spec. Table 3 Compound SOP		
WWTP-LOC22-071619	07/16/2019	1107388	PFO2HxA	1.6	ug/L	PQL		0.20	J	Cl. Spec. Table 3 Compound SOP		
WWTP-LOC22-071619	07/16/2019	1107385	PFO2HxA	1.7	ug/L	PQL		0.20	J	Cl. Spec. Table 3 Compound SOP		
WWTP-LOC22-071619	07/16/2019	1107388	PFO3OA	1.2	ug/L	PQL		0.20	J	Cl. Spec. Table 3 Compound SOP		
WWTP-LOC22-071619	07/16/2019	1107385	PFO3OA	1.1	ug/L	PQL		0.20	J	Cl. Spec. Table 3 Compound SOP		
WWTP-LOC22-071619	07/16/2019	1107388	PFESA-BP2	6.7	ug/L	PQL		0.20	J	Cl. Spec. Table 3 Compound SOP		
WWTP-LOC22-071619	07/16/2019	1107385	PFESA-BP2	6.5	ug/L	PQL		0.20	J	Cl. Spec. Table 3 Compound SOP		
WWTP-LOC22-071619	07/16/2019	1107388	Hydro-EVE Acid	0.37	UG/L	PQL		0.20	J	Cl. Spec. Table 3 Compound SOP		
WWTP-LOC22-071619	07/16/2019	1107385	Hydro-EVE Acid	0.37	UG/L	PQL		0.20	J	Cl. Spec. Table 3 Compound SOP		
WWTP-LOC22-071619	07/16/2019	1107388	PFMOAA	5.7	ug/L	PQL		0.50	J	Cl. Spec. Table 3 Compound SOP		
WWTP-LOC22-071619	07/16/2019	1107385	PFMOAA	5.9	ug/L	PQL		0.50	J	Cl. Spec. Table 3 Compound SOP		
WWTP-LOC22-071619	07/16/2019	1107388	R-EVE	1.5	UG/L	PQL		0.20	J	Cl. Spec. Table 3 Compound SOP		
WWTP-LOC22-071619	07/16/2019	1107385	R-EVE	1.5	UG/L	PQL		0.20	J	Cl. Spec. Table 3 Compound SOP		
WWTP-LOC22-071619	07/16/2019	1107388	Byproduct 4	7.8	UG/L	PQL		0.20	J	Cl. Spec. Table 3 Compound SOP		

Site: Fayetteville

Sampling Program: 2019 WWTP 24 HOUR COMPOSITE

Validation Options: LABSTATS

Validation Reason

The analysis hold time for this sample was exceeded by a factor of 2. The reported result may be biased low.

Field Sample ID	Date Sampled Lab Sample ID	Analyte	Result	Units	Type	MDL	PQL	Validation Qualifier	Analytical Method	Pre-prep	Prep
WWTP-LOC22-071619	07/16/2019 1107385	Byproduct 4	7.4	UG/L	PQL		0.20	J	Cl. Spec. Table 3 Compound SOP		

Validation Reason

The analysis hold time for this sample was exceeded. The reported result may be biased low.

Field Sample ID	Date Sampled	Lab Sample ID	Analyte	Result	Units	Type	MDL	PQL	Validation Qualifier	Analytical Method	Pre-prep	Prep
WWTP-LOC18-071619	07/16/2019	1107384	PMPA	0.022	UG/L	PQL		0.010	J	Cl. Spec. Table 3 Compound SOP		
WWTP-LOC18-071619	07/16/2019	1107381	PMPA	0.027	UG/L	PQL		0.010	J	Cl. Spec. Table 3 Compound SOP		
WWTP-LOC18-071619	07/16/2019	1107384	NVHOS	0.0029	UG/L	PQL		0.0020	J	Cl. Spec. Table 3 Compound SOP		
WWTP-LOC18-071619	07/16/2019	1107381	NVHOS	0.0033	UG/L	PQL		0.0020	J	Cl. Spec. Table 3 Compound SOP		
WWTP-LOC18-071619	07/16/2019	1107384	PFO2HxA	0.0093	ug/L	PQL		0.0020	J	Cl. Spec. Table 3 Compound SOP		
WWTP-LOC18-071619	07/16/2019	1107381	PFO2HxA	0.0091	ug/L	PQL		0.0020	J	Cl. Spec. Table 3 Compound SOP		

Site: Fayetteville

Sampling Program: 2019 WWTP 24 HOUR COMPOSITE

Validation Options: LABSTATS

Validation Reason

Associated LCS and/or LCSD analysis had relative percent recovery (RPR) values less than the lower control limit. The reported result may be biased low.

Field Sample ID	Date Sampled	Lab Sample ID	Analyte	Result	Units	Type	MDL	PQL	Validation Qualifier	Analytical Method	Pre-prep	Prep
WWTP-LOC23-071619	07/16/2019	1107389	2-(N-ethyl perfluoro-1-octanesulfonamido)-ethanol	0.0027	ug/L	PQL		0.0027	J	EPA 537 Rev. 1.1 modified		537_Prep

Validation Reason

The preparation hold time for this sample was exceeded. The reported result may be biased low.

Field Sample ID	Date Sampled	Lab Sample ID	Analyte	Result	Units	Type	MDL	PQL	Validation Qualifier	Analytical Method	Pre-prep	Prep
WWTP-LOC23-071619	07/16/2019	1107389	Perfluorotridecanoic Acid	0.0049	UG/L	PQL		0.0018	J	EPA 537 Rev. 1.1 modified		537_Prep
WWTP-LOC23-071619	07/16/2019	1107389	Perfluorohexadecanoic acid (PFHxDA)	0.0046	ug/L	PQL		0.0027	J	EPA 537 Rev. 1.1 modified		537_Prep
WWTP-LOC23-071619	07/16/2019	1107389	Perfluorotetradecanoic Acid	0.0072	UG/L	PQL		0.0018	J	EPA 537 Rev. 1.1 modified		537_Prep
WWTP-LOC23-071619	07/16/2019	1107389	PFOA	0.022	UG/L	PQL		0.0018	J	EPA 537 Rev. 1.1 modified		537_Prep
WWTP-LOC23-071619	07/16/2019	1107389	Perfluorohexane Sulfonic Acid	0.0056	UG/L	PQL		0.0018	J	EPA 537 Rev. 1.1 modified		537_Prep
WWTP-LOC23-071619	07/16/2019	1107389	Perfluorobutanoic Acid	0.11	UG/L	PQL		0.0045	J	EPA 537 Rev. 1.1 modified		537_Prep
WWTP-LOC23-071619	07/16/2019	1107389	Perfluorobutane Sulfonic Acid	0.0032	UG/L	PQL		0.0018	J	EPA 537 Rev. 1.1 modified		537_Prep
WWTP-LOC23-071619	07/16/2019	1107389	Perfluoroheptanoic Acid	0.0092	UG/L	PQL		0.0018	J	EPA 537 Rev. 1.1 modified		537_Prep
WWTP-LOC23-071619	07/16/2019	1107389	Perfluorohexanoic Acid	0.015	UG/L	PQL		0.0018	J	EPA 537 Rev. 1.1 modified		537_Prep
WWTP-LOC23-071619	07/16/2019	1107389	Perfluorododecanoic Acid	0.0023	UG/L	PQL		0.0018	J	EPA 537 Rev. 1.1 modified		537_Prep
WWTP-LOC23-071619	07/16/2019	1107389	Perfluoropentanoic Acid	0.02	UG/L	PQL		0.0018	J	EPA 537 Rev. 1.1 modified		537_Prep
WWTP-LOC23-071619	07/16/2019	1107389	N-methyl perfluorooctane sulfonamidoacetic acid	0.0026	UG/L	PQL		0.0018	J	EPA 537 Rev. 1.1 modified		537_Prep
WWTP-LOC23-071619	07/16/2019	1107389	PFOS	0.013	UG/L	PQL		0.0018	J	EPA 537 Rev. 1.1 modified		537_Prep
WWTP-LOC23-071619	07/16/2019	1107389	Hfpo Dimer Acid	0.12	UG/L	PQL		0.0027	J	EPA 537 Rev. 1.1 modified		537_Prep